

MINUTES OF COUNTY FINANCES
TREASURER'S REPORT
MONTHLY- APRIL 2026

IN THE MATTER OF COUNTY FINANCES
IN THE HANDS OF PAIGE FOSTER
TREASURER OF VICTORIA COUNTY, TEXAS

COMMISSIONERS' COURT
VICTORIA COUNTY, TEXAS
IN SPECIAL REGULAR
SESSION REGULAR TERM
APRIL 26, 2026

TOTAL IN BANK ACCOUNTS	\$29,030,363.09
TOTAL INVESTMENTS	\$95,128,906.54
TOTAL CASH AND INVESTMENTS	\$124,159,269.63

TOTAL MARKET VALUE OF COLLATERAL PLEDGED BY PROSPERITY BANK \$72,066,543.70


IN ACCORDANCE with Section 114.026, Local Government Code, we, the undersigned, constituting the entire Commissioners Court of said County, certify that on the 27th day of May 2026, at the Special Session of a Regular Term of Court. We compared and examined the monthly report of Paige Foster, Treasurer of Victoria County, Texas, for April 2026, and finding the same correct, entered an order in the Minutes approving said Report.


Absent


Ben Zeller, County Judge

Absent

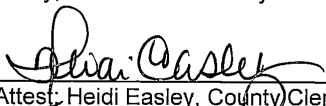
Danny Garcia, Commissioner Pct. 1


Jason Ohrt, Commissioner Pct. 2


Shannon Martin, Commissioner Pct. 3



Kenneth Sexton, Commissioner Pct. 4
Presiding

SWORN TO AND SUBSCRIBED BEFORE ME, by Ben Zeller, County Judge, and County Commissioners of said Victoria County, each respectively, on this the 26th day of May A.D., 2026.


Attest: Heidi Easley, County Clerk

FILED FOR RECORD THIS 26th Day of May A.D. 2026, and recorded on the 26th day of May, A.D. 2026.




Heidi Easley, County Clerk and
Ex-Officio Clerk of the Commissioners
Court in and for Victoria County, Texas.

By: 
Deputy Stefanie Tumlinson



MONTHLY REPORT OF

PAIGE FOSTER, COUNTY TREASURER

VICTORIA COUNTY, TEXAS

FOR THE MONTH OF APRIL 2026

This report, presented for the approval of the Commissioners' Court, in accordance with Vernon's Texas Codes Annotated, Local Government Code, and Section 83.002 (a) (3), and Title 10, Chapter 2256, Government Code (Public Funds Investment Act), is true and correct to the best of my knowledge and belief, according to the records of this office.

A handwritten signature in cursive script, appearing to read "Paige Foster", is written over a horizontal line.

PAIGE FOSTER
COUNTY TREASURER

VICTORIA COUNTY
INVESTMENTS ON HAND
APRIL, 2026

FUND	DESCRIPTION	NET YIELD	MONTHLY INTEREST	INTEREST 2025	TOTAL INVESTMENT		MARKET VALUE
<u>VICTORIA COUNTY</u>	L.O.G.I.C. POOL	3.78%	14,471.85	58,086.75	4,672,800.54	4.89%	4,672,800.54
	TX CLASS POOL	3.77%	175,058.93	513,557.49	55,652,675.95	58.22%	55,652,675.95
	MULTI BANK CD'S	4.13%	51,325.85	200,791.83	13,286,000.00	13.90%	13,287,954.40
	AMERIPRISE CD'S	4.34%	11,500.75	25,753.83	976,000.00	1.02%	977,683.60
	MULTI BANK GOVERNMENT SECURITIES	4.00%		0.00	500,000.00	0.52%	1,297,891.00
	MULTI BANK CASH FND			0.00	0.00	0.00%	0.00
	AMERIPRISE MUTUAL FUNDS	3.45%	241.78	241.78	0.00	0.00%	0.00
	CASH ON HAND-COUNTY FUNDS	2.02%	38,434.62	177,489.29	20,495,513.50	21.44%	20,495,513.50
	<u>TOTAL COUNTY FUNDS</u>		<u>291,033.78</u>	<u>975,900.97</u>	<u>95,582,899.99</u>	<u>96%</u>	<u>96,394,518.99</u>
<u>CITIZENS MEDICAL CENTER</u>	TX CLASS POOL	3.78%	37,765.39	143,581.50	13,701,740.48	73.04%	13,701,740.48
	CMC NURSING HOMES	2.02%	1,079.64	5,263.71	700,405.87	3.73%	700,405.87
	CASH ON HAND-CITIZENS MEDICAL CENTER	2.02%	9,881.35	37,090.57	4,356,055.99	23.22%	4,356,055.99
	<u>TOTAL HOSPITAL FUNDS</u>		<u>48,726.38</u>	<u>185,935.78</u>	<u>18,758,202.34</u>	<u>100%</u>	<u>18,758,202.34</u>
<u>NAVIGATION DISTRICT</u>	TEXAS CLASS POOL	3.77%	23,452.20	94,888.72	6,339,689.57	64.57%	6,339,690.22
	CASH ON HAND TXLC CONSTRUCTION	2.02%	197.46	958.04	137,593.89	1.40%	137,593.89
	CASH ON HAND 2015 INTEREST & SINKING	2.02%	1,200.52	4,151.82	796,852.92	8.12%	796,852.92
	PROMOTION AND DEVELOPMENT FUND	2.02%	935.37	3,050.73	538,818.90	5.49%	538,818.90
	CASH ON HAND-2012A/B INTEREST/SINKING	2.02%	1,406.90	4,820.21	938,476.43	9.56%	938,476.43
	CASH ON HAND-NAVIGATION DISTRICT	2.02%	1,669.65	7,463.40	1,066,645.59	10.86%	1,066,645.59
	<u>TOTAL NAVIGATION DIST FUNDS</u>		<u>28,862.10</u>	<u>115,332.92</u>	<u>9,818,077.30</u>	<u>100%</u>	<u>9,818,077.95</u>
<u>SUMMARY TOTAL PORTFOLIO</u>							
	TOTAL COUNTY BANK FUNDS		38,434.62	177,489.29	20,495,513.50	16.5074%	20,495,513.50
	TOTAL HOSPITAL BANK FUNDS		10,960.99	42,354.28	5,056,461.86	4.0726%	5,056,461.86
	TOTAL NAVIGATION DISTRICT BANKFUNDS		5,409.90	20,444.20	3,478,387.73	2.8016%	3,478,387.73
	<u>TOTAL BANK FUNDS</u>	23%	<u>54,805.51</u>	<u>240,287.77</u>	<u>29,030,363.09</u>	<u>23.38%</u>	<u>29,030,363.09</u>
	CASH ON HAND - ALL FUNDS				29,030,363.09	23.38%	29,030,363.09
	PLEDGED SECURITIES - ALL FUNDS				72,066,543.70		65,334,251.14
	CERTIFICATES OF DEPOSIT	4.220%	62,826.60	153,382.80	14,262,000.00	11.49%	14,275,638.00
	MONEY MKT MUTUAL FUNDS	3.4800%	241.78	241.78	0.00	0.00%	0.00
	POOLS	3.9600%	250,748.37	596,658.72	80,366,906.54	64.73%	80,366,906.54
	GOVERNMENT SECURITIES	4.000%	0.00	0.00	500,000.00	0.40%	1,297,891.00
	<u>TOTAL INVESTMENTS</u>	77%	<u>313,816.75</u>	<u>750,283.30</u>	<u>95,128,906.54</u>	<u>76.62%</u>	<u>95,940,435.54</u>
	<u>TOTAL PORTFOLIO INCLUDING CASH</u>		<u>3.536%</u>	<u>368,622.26</u>	<u>1,277,169.67</u>	<u>100.00%</u>	<u>124,970,798.63</u>

VICTORIA COUNTY
 POOL INVESTMENTS
 APRIL 2026

	BEGIN BALANCE	RATE	CONTRIBUTIONS	WITHDRAWALS	INTEREST	END BALANCE	INTEREST YR TO DATE 2026
COUNTY							
LOGIC COUNTY	\$ 4,658,328.69	3.78%			\$ 14,471.85	\$ 4,672,800.54	\$ 58,066.75
TEXAS CLASS County GOV	\$ -				\$ -	\$ -	\$ -
TEXAS CLASS County	\$ 21,682,588.45	3.77%			\$ 67,367.27	\$ 21,749,955.72	\$ 234,320.26
TEXAS CLASS COB 2023	\$ 0.00	3.77%			\$ -	\$ 0.00	\$ 804.54
TX CLASS CO MENTAL HEALTH	\$ 20,427,756.16	3.77%		\$ 1,000,000.00	\$ 62,432.18	\$ 19,490,188.34	\$ 85,972.11
TEXAS CLASS County R&B 1	\$ 2,409,468.16	3.77%			\$ 7,486.17	\$ 2,416,954.33	\$ 30,019.45
TEXAS CLASS COB 2025	\$ 12,457,804.25	3.77%		\$ 500,000.00	\$ 37,773.31	\$ 11,995,577.56	\$ 162,441.13
TOTAL		3.78%			\$ 189,530.78	\$ 60,325,476.49	\$ 571,624.24
Texas class	average interest	3.77%			\$ 175,058.93	\$ 55,652,675.95	\$ 513,557.49
HOSPITAL							
TEXAS CLASS CMC GOV	\$ -				\$ -	\$ -	\$ -
TEXAS CLASS CMC	\$ 1,981,678.26	3.77%	\$ 4,100,000.00		\$ 13,805.89	\$ 6,095,484.15	\$ 32,867.59
TEXAS CLASS CMC COB 2025	\$ 7,725,880.84	3.77%		\$ 143,584.01	\$ 23,959.50	\$ 7,606,256.33	\$ 110,713.91
TOTAL		3.77%			\$ 37,765.39	\$ 13,701,740.48	\$ 143,581.50
NAVIGATION							
Texas Class Op Fund	\$ 5,668,280.96	3.77%	\$ 400,000.00	\$ 325,000.00	\$ 17,999.85	\$ 5,761,280.81	\$ 64,653.98
Texas Class Const Fund	\$ 2,652,484.66	3.77%		2,079,528.25	\$ 5,452.35	\$ 578,408.76	\$ 30,234.74
TOTAL		3.77%			\$ 23,452.20	\$ 6,339,689.57	\$ 94,888.72
							\$ 94,888.72
							\$ -
							\$ -
		3.78%		TOTAL	\$ 250,748.37	\$ 80,366,906.54	\$ 810,094.46

CD INVESTMENTS
GENERAL FUND
APRIL 2026

ISSUER	CUSIP	BROKER	TERM	% EARN	BOOK VALUE	SETTLE	MATURE	MKT PRICE	MARKET VALUE
2026									
FLAGSTAR BANK NA (32541)	33847GHG0	MBS	24	4.990%	\$ 243,000.00	5/23/2024	5/22/2026	100.067	\$ 243,162.81
MARINE FDU (312977)	56824JBF0	MBS	18	4.240%	\$ 249,000.00	11/27/2024	5/27/2026	100.030	\$ 249,074.70
DORT FINL CR UN	25844MBE7	MBS	36	5.040%	\$ 246,000.00	6/28/2023	6/29/2026	100.197	\$ 246,484.62
JOHN MARSHALL BANK (#58243)	47804GLQ4	MBS	18	3.800%	\$ 249,000.00	10/25/2024	7/27/2026	99.989	\$ 248,972.61
TRADITIONAL BK INC	89268YBN4	MBS	30	3.990%	\$ 210,000.00	10/16/2204	8/13/2026	100.04	\$ 210,084.00
BRADESCO BK (21265)	10421ABK2	MBS	18	4.190%	\$ 244,000.00	2/19/2025	8/19/2026	100.086	\$ 244,209.84
B1bank	098079BG0	MBS	30	4.630%	\$ 249,000.00	3/18/2024	9/15/2026	100.287	\$ 249,714.63
BANC OF CALIFORNIA (24045)	05890QDS0	MBS	18	4.090%	\$ 244,000.00	3/20/2025	9/21/2026	100.083	\$ 244,202.52
SIGNATURE BK OF ARKANSAS	82669LLL5	MBS	18	3.990%	\$ 249,000.00	3/26/2025	9/28/2026	100.058	\$ 249,144.42
AMERICAN COMMERCIAL BANK AND TRUST NA	02519ADP9	MBS	18	3.850%	\$ 249,000.00	4/25/2025	10/26/2026	99.976	\$ 248,940.24
NICOLET NATL BK	654062LW6	MBS	30	4.770%	\$ 249,000.00	4/30/2024	10/30/2026	100.445	\$ 250,108.05
ALLIANT CR UN CHICAGO	01882MAJ1	MBS	36	5.540%	\$ 248,000.00	11/20/2023	11/20/2026	100.933	\$ 250,313.84
DMB COMMUNITY BANK (14769)	23322GW45	MBS	30	4.580%	\$ 249,000.00	6/6/2024	12/4/2026	100.411	\$ 250,023.39
2027									
MERRICK BK	59013K3J3	MBS	24	3.990%	\$ 249,000.00	1/2/2025	1/4/2027	100.078	\$ 249,194.22
SOUND CR	83616HAE4	MBS	36	4.190%	\$ 249,000.00	1/31/2025	2/1/2027	100.222	\$ 249,552.78
OREGON CMINTY CR UN	68584JAP4	MBS	36	4.280%	\$ 249,000.00	2/9/2024	2/9/2027	100.305	\$ 249,759.45
UNIVEST BANK & TRUST	91527PCI4	MBS	36	4.570%	\$ 249,000.00	3/13/2024	3/15/2027	100.577	\$ 250,436.73
CARTER BANK & TRUST	146102AN8	MBS	36	4.570%	\$ 249,000.00	3/20/2024	3/22/2027	100.59	\$ 250,469.10
MOUNTAIN COMM BK	62400PKT6	AMB	36	4.570%	\$ 244,000.00	4/15/2024	4/15/2027	100.618	\$ 245,507.92
UNITED BANKERS BK	909557LK4	MBS	27	4.040%	\$ 249,000.00	1/31/2025	4/30/2027	100.147	\$ 249,366.03
LINCOLN SVGS BK (#14207)	534732CX8	MBS	24	3.940%	\$ 245,000.00	5/14/2025	5/14/2027	100.036	\$ 245,088.20
WELLS FARGO BK N A (3511)	949764NJ9	MBS	36	4.800%	\$ 248,000.00	5/14/2024	5/14/2027	100.964	\$ 250,390.72
CELTIC BANK (#57056)	15118RW37	MBS	18	3.900%	\$ 249,000.00	5/20/2025	5/20/2027	99.997	\$ 248,992.53
RIDDLE NATIONAL BANK (4318)	765667AEO	MBS	36	4.660%	\$ 249,000.00	5/30/2024	6/1/2027	100.848	\$ 251,111.52
PEOPLES BK MARIETTA	71050LCU5	MBS	18	4.090%	\$ 244,000.00	1/8/2025	7/28/2027	100.210	\$ 244,512.40
ONE CUOMMUNITY BANK (FDIC22334)	682325EX9	MBS	33	3.990%	\$ 249,000.00	11/27/2024	8/27/2027	100.108	\$ 249,268.92

5/20/2026CD INVESTMENTS 2026

CD INVESTMENTS
GENERAL FUND

ISSUER	CUSIP	BROKER	TERM	APRIL 2026 % EARN	BOOK VALUE	SETTLE	MATURE	MKT PRICE	MARKET VALUE
ALLY BK SNADY	02007G3Q4	MBS	36	3.900%	\$ 245,000.00	9/19/2024	9/20/2027	99.968	\$ 244,921.60
PARKSIDE FINL BK & TR	70147AGH1	MBS	36	3.610%	\$ 249,000.00	10/8/2024	10/8/2027	99.550	\$ 247,879.50
AMERICAN NATIONAL BANK (19300)	028402DK8	MBS	36	3.900%	\$ 249,000.00	10/30/2024	10/29/2027	99.974	\$ 248,935.26
WORKERS FED CR UN	98138MCW8	MBS	36	4.080%	\$ 249,000.00	11/22/2024	11/22/2027	100.260	\$ 249,647.40
SAN FRANCISCO NCUA	79772FAK2	MBS	36	4.220%	\$ 249,000.00	11/27/2024	11/29/2027	100.502	\$ 250,249.98
VALLEY NATL BK PASSAIC	919853PU9	MBS	36	4.040%	\$ 200,000.00	12/9/2024	12/9/2027	100.159	\$ 200,318.00
GOLDEN BK NATL ASSN HOUSTON	38081GBP0	MBS	36	4.040%	\$ 249,000.00	12/20/2024	12/20/2027	100.187	\$ 249,465.63
2028									
CROSS RIV BK	227563LU5	MBS	36	3.990%	\$ 245,000.00	1/3/2025	1/3/2028	100.091	\$ 245,222.95
MORGAN STANLEY PVT	61776NKD4	AMB	36	4.180%	\$ 244,000.00	1/29/2025	1/31/2028	100.467	\$ 245,139.48
MORGAN STANLEY BK	61690DP77	MBS	36	4.220%	\$ 244,000.00	2/12/2025	2/14/2028	100.560	\$ 245,366.40
1ST FINL BANK	32022RZB6	MBS	36	4.120%	\$ 249,000.00	2/18/2025	2/18/2028	100.573	\$ 250,426.77
AMERICAN EXPRESS NATL BANK	02357QAR8	MBS	36	4.080%	\$ 244,000.00	2/28/2022	2/28/2028	100.255	\$ 244,622.20
GOLDMAN SACHS BANK USA	38150VS91	MBS	36	3.990%	\$ 245,000.00	3/25/2025	3/27/2028	100.073	\$ 245,178.85
VERIDIAN CU (64418)	92348DAE9	MBS	36	3.990%	\$ 249,000.00	3/28/2025	3/28/2028	100.109	\$ 249,271.41
EAGLEBANK (#34742)	27002YHN9	MBS	18	4.040%	\$ 249,000.00	4/16/2025	4/17/2028	100.202	\$ 249,502.98
MY COMMUNITY (368682)	62848NAD7	MBS	36	3.850%	\$ 249,000.00	4/16/2025	4/17/2028	99.824	\$ 248,561.76
BNY MELLON NATIONAL ASSOCIATION (37946)	05584CX27	MBS	36	3.850%	\$ 245,000.00	5/7/2025	5/8/2028	99.816	\$ 244,549.20
FIRST CITIZENS NATIONAL BANK (#4972)	319513CZ8	MBS	36	3.850%	\$ 245,000.00	5/7/2025	5/8/2028	99.816	\$ 244,549.20
UBS BANK (#57565)	90355GWAO	MBS	36	3.990%	\$ 249,000.00	3/20/2025	5/15/2028	100.098	\$ 249,244.02
LUANA SVGS BK	549104J99	MBS	36	3.990%	\$ 245,000.00	6/5/2025	6/5/2028	100.075	\$ 245,183.75
FIRST CAROLINA BK	31944MEX9	MBS	36	3.990%	\$ 249,000.00	6/27/2025	6/27/2028	100.103	\$ 249,256.47
GLOBAL FED CR	37892MAX2	MBS	36	4.170%	\$ 249,000.00	6/30/2025	6/30/2028	100.518	\$ 250,289.82
SOMERSET TR CO	835104DD9	MBS	36	3.900%	\$ 249,000.00	7/8/2025	7/10/2028	99.896	\$ 248,741.04
HOME FED SVGS & LN	43710JAF6	MBS	36	3.760%	\$ 245,000.00	8/13/2025	8/14/2028	99.551	\$ 243,899.95
U T FED CR UN KNOXVILLE	90356NAB6	MBS	36	4.05%	\$ 249,000.00	9/12/2025	9/12/2028	99.958	\$ 248,895.42
SOUTHERN BK	84229LDL3	MBS	33	3.53%	\$ 249,000.00	1/8/2026	10/10/2028	98.954	\$ 246,395.46
BMW BK N AMER	05612LHK1	MBS	36	3.72%	\$ 245,000.00	11/21/2025	11/21/2028	99.385	\$ 243,493.25
COMMUNITY COMM BK	20367GCA5	MBS	36	3.63%	\$ 249,000.00	11/30/2025	12/29/2028	99.116	\$ 246,798.84
SAUK VALLEY BK&TR CO	804375EJ8	MBS	36	3.63%	\$ 249,000.00	12/30/2025	12/29/2028	99.116	\$ 246,798.84
2029									
MEDALLION BK	58404DZG9	MBS	36	3.76%	\$ 249,000.00	2/11/2026	2/12/2029	99.482	\$ 247,710.18

CD INVESTMENTS
GENERAL FUND

ISSUER	CUSIP	BROKER	TERM	APRIL 2026 % EARN	BOOK VALUE	SETTLE	MATURE	MKT PRICE	MARKET VALUE
Amerant bank NA	02357QCT2	AMB	36	3.80%	244,000.00	3/25/2026	3/26/2029	99.556	\$ 242,916.64
		MBS		4.12%	\$ 13,286,000.00	\$ 51,325.85		100.09	\$ 13,297,954.40
		AMB		4.34%	\$ 976,000.00	\$ 11,500.75		100.17	\$ 977,683.60
TOTAL					\$14,262,000.00	\$ 62,826.60			\$ 14,275,638.00

INTEREST EARNED MONTH YEAR TO DATE
\$ 62,826.60 \$ 226,545.66

Pulled from Prosperety (bought)

BOUGHT

\$									
MATURED AND CALLED									
BANK OF America na	06051XCQ3	AMB	24	4.800%	\$ 244,000.00	4/18/2024	4/20/2026	100.049	\$ 244,119.56
FEDERAL HOME LN MTG CORP	3134HBGA3	MBS	3YR	4.00%	\$ 800,000.00	4/10/2025	4/10/2028	100.007	\$ 800,056.00
					\$ 1,044,000.00				

VICTORIA COUNTY
MUTUAL FUNDS
MARCH 2026

MUTUAL FUNDS	CUSIP	YIELD	QUANTITY	MARKET \$	END VALUE THIS PERIOD	END VALUE LAST PERIOD	CHANGE	INTEREST PAID THIS PERIOD	TOTAL INTEREST	CD that rolled over	Difference
AMERIPRISE INVESCO TREASURY PRIVATE Multi Bank Systems	TPFXX	3.80%	\$ -	\$ -			\$ -	\$ -	241.78	\$ -	STARTED PAYING OUT CD'S MONTHLY
		3.80%			\$ -		\$ -				

THIS IS ACCRUED INTEREST FROM AMERIPRISE
PAYS OUT QUARTERLY

AGENCY BONDS
APRIL 2026

5/13/2026

ISSUER/ TYPE	CUSIP	BROKER	TERM	RATE	AMOUNT	SETTLE	MATURE	CALL/ FREQ	Mrkt \$	MRKT VALUE	1ST CALL	RATE
FEDERAL HOME LN MTG CORP	3136GCTU9	MBS	3YR	3.83%	\$ 500,000.00	3/16/2026	3/16/2029	YES/1Y/A	99.522	\$ 497,610.00	4//16/2027	
				3.83%	\$ 500,000.00					\$ 497,610.00		

CALLED

FEDERAL HOME LN MTG CORP	3134HBGA3	MBS	3YR	4.00%	\$ 800,000.00	4/10/2025	4/10/2028	YES/1Y/A	100.007	\$ 800,056.00	4/10/2026	4.31%
--------------------------	-----------	-----	-----	-------	---------------	-----------	-----------	----------	---------	---------------	-----------	-------

BOUGHT

CALLABLE/ 1ST CALLABLE/ HOWOFTEN CALLABLE

YES/NO

6M = 6 MONTHS

1YR= 1 YEAR

M= MONTHLY CALLABLE (AMERICAN)

A= YEARLY CALLABLE

CASH & INVESTMENTS BY FUND

AS OF: APRIL 30TH, 2026 APRIL 30TH, 2026

FUND ACCT. NO.	ACCOUNT NAME	CASH	INVESTMENTS
TOTAL CASH AND INVESTMENTS		38,756,716.14	74,843,476.49

*** END OF REPORT ***

Pooled Cash	(18,261,202.64)	
	<u>20,495,513.50</u>	<u>74,843,476.49</u>

0.00

0.00

3,000,000.00
1,000,000.00
0.00

0.00

0.00

FUND	ACCT. NO.	ACCOUNT NAME	CASH	INVESTMENTS
<u>POOLED CASH - APCA</u>				
001	101-2000	POOLED CASH	18,261,202.64	
001	101-2005	POOLED CASH-PAYROLL	0.00	
TOTAL 001-POOLED CASH - APCA			18,261,202.64	0.00
<u>GENERAL FUND</u>				
100	101-2000	CLAIM ON CASH-GENERAL FUND	3,725,618.82	
100	101-3000	VC CREDIT CARD CLEARING ACCT	125,194.15	
100	101-3010	VC ANIMAL SERVICES ACCT	648.22	
100	151-1003	CERTIFICATE OF DEPOSIT		14,018,000.00
100	151-1004	GOVERNMENT AGENCIES		500,000.00
100	151-1005	LOCAL GOVT. INVEST. COOP.		4,672,800.54
100	151-1007	TEXAS COOPERATIVE LIQUID ASSET		21,749,955.72
100	151-1101	MULTI-BANK SECURITIES CASH FND		0.00
100	151-1102	AMERIPRISE MUTUAL FUND		0.00
TOTAL 100-GENERAL FUND			3,851,461.19	40,940,756.26
<u>EMERGENCY MGMT</u>				
108	101-2000	CLAIM ON CASH-EMER MGMT	(235,522.08)	
TOTAL 108-EMERGENCY MGMT			(235,522.08)	0.00
<u>LEPC FUND</u>				
109	101-2000	CLAIM ON CASH-LEPC	13,901.68	
TOTAL 109-LEPC FUND			13,901.68	0.00
<u>J. P. SPECIAL FUND</u>				
110	101-2000	CLAIM ON CASH-J.P. SPECIAL FD	667.15	
TOTAL 110-J.P. SPECIAL FUND			667.15	0.00
<u>COURT-INITIATED GUARDIANS</u>				
117	101-2000	CLAIM ON CASH-COURT INITIATED	15,676.25	
TOTAL 117-COURT-INITIATED GUARDIANS			15,676.25	0.00

CASH & INVESTMENTS BY FUND

AS OF: APRIL 30TH, 2026 APRIL 30TH, 2026

FUND ACCT. NO.	ACCOUNT NAME	CASH	INVESTMENTS
<u>COUNTY JURY FUND</u>			
118 101-2000	CLAIM ON CASH-COUNTY JURY FUND	34,233.97	
TOTAL 118-COUNTY JURY FUND		34,233.97	0.00
<u>CO CLERK ARCHIVE FEE FD</u>			
119 101-2000	CLAIM ON CASH-CO CLK ARCHIVE	38,682.31	
TOTAL 119-CO CLERK ARCHIVE FEE FD		38,682.31	0.00
<u>RECORDS MANAGEMENT FUND</u>			
120 101-2000	CLAIM ON CASH-RECORD MGMT	160,837.84	
TOTAL 120-RECORDS MANAGEMENT FUND		160,837.84	0.00
<u>COURTHOUSE SECURITY FUND</u>			
121 101-2000	CLAIM ON CASH-CRTHSE SECURITY	204,273.62	
TOTAL 121-COURTHOUSE SECURITY FUND		204,273.62	0.00
<u>JUSTICE CT BLDG SECURITY</u>			
122 101-2000	CLAIM ON CASH-JP CRT BLD SECUR	33,624.45	
TOTAL 122-JUSTICE CT BLDG SECURITY		33,624.45	0.00
<u>DIST. CLERK RECORDS MGMT</u>			
123 101-2000	CLAIM ON CASH-DIST CLK REC MGT	128,143.27	
TOTAL 123-DIST. CLERK RECORD MGMT		128,143.27	0.00
<u>CO CLERK OF THE COURT</u>			
124 101-2000	CLAIM ON CASH-CO CLRK OF COUR	142,540.21	
TOTAL 124-CO CLERK OF THE COURT		142,540.21	0.00

FUND	ACCT. NO.	ACCOUNT NAME	CASH	INVESTMENTS
<u>DIST CLERK OF THE COURT</u>				
125	101-2000	CLAIM ON CASH-DIST CLERK OF CRT	158,052.14	
TOTAL 125-DIST CLERK OF THE COURT			158,052.14	0.00
<u>COURT REPORTER SERVICE</u>				
126	101-2000	CLAIM ON CASH-CRT REPORTER SRV	24,891.72	
TOTAL 126-COURT REPORTER SERVICE			24,891.72	0.00
<u>COURT FACILITY FEE FUND</u>				
127	101-2000	CLAIM ON CASH-CRT FACILITY FEE	119,433.43	
TOTAL 127-COURT FACILITY FEE FUND			119,433.43	0.00
<u>CDBG-DR LOCAL BUYOUT</u>				
128	101-2000	CLAIM ON CASH-CDBG-DR LOCAL BU	0.00	
TOTAL 128-CDBG-DR LOCAL BUYOUT			0.00	0.00
<u>LANGUAGE ACCESS FUND</u>				
129	101-2000	CLAIM ON CASH-LANGUAGE ACCESS	39,518.69	
TOTAL 129-LANGUAGE ACCESS FUND			39,518.69	0.00
<u>PATRIOT PARK DONATION FD</u>				
140	101-2000	CLAIM ON CASH-PATRIOT PRK DON	1,652.06	
TOTAL 140-PATRIOT PARK DONATION FD			1,652.06	0.00
<u>OPIOID SETTLEMENT FUND</u>				
145	101-2000	CLAIM ON CASH-OPIOID SETTLEMEN	390,753.43	
TOTAL 145-OPIOID SETTLEMENT FUND			390,753.43	0.00

FUND ACCT. NO.	ACCOUNT NAME	CASH	INVESTMENTS
SHERIFF'S SPECIAL FUND			
=====			
150 101-2000	CLAIM ON CASH-SHERIFFS SPECIAL	42,949.45	
150 101-3000	PROPERTY TAX SALE ACCOUNT	38.84	
TOTAL 150-SHERIFF'S SPECIAL FUND		42,988.29	0.00

CONSTABLE'S SPECIAL FUND			
=====			
155 101-2000	CLAIM ON CASH-CONSTABLES SPEC	0.00	
TOTAL 155-CONSTABLE'S SPECIAL FUND		0.00	0.00

CLERK'S SPECIAL FUND			
=====			
160 101-2000	CLAIM ON CASH-CLERKS SPECIAL	27,751.30	
TOTAL 160-CLERK'S SPECIAL FUND		27,751.30	0.00

AMERICAN RESCUE PLAN			
=====			
190 101-2000	CLAIM ON CASH-AMERICAN RESCUE	886,502.13	
TOTAL 190-AMERICAN RESCUE PLAN		886,502.13	0.00

2024 HURRICANE BERYL			
=====			
191 101-2000	CLAIM ON CASH-2024 HURRICANE B	0.00	
TOTAL 191-2024 HURRICANE BERYL		0.00	0.00

COVID19			
=====			
192 101-2000	CLAIM ON CASH-COVID19	0.00	
TOTAL 192-COVID19		0.00	0.00

HMGP DR-4485 JUV GENERATO			
=====			
193 101-2000	CLAIM ON CASH-HMGP DR-4485 JUV	(8,458.26)	
TOTAL 193-HMGP DR-4485 JUV GENERATO		(8,458.26)	0.00

CASH & INVESTMENTS BY FUND

AS OF: APRIL 30TH, 2026

APRIL 30TH, 2026

FUND ACCT. NO.	ACCOUNT NAME	CASH	INVESTMENTS
DISASTER RESPONSE			
=====			
194	101-2000 CLAIM ON CASH-DISASTER RESPON	0.00	
	TOTAL 194-DISASTER RESPONSE	0.00	0.00
GULF/MEXICO ENERGY SEC			
=====			
195	101-2000 CLAIM ON CASH-GULF MEXICO ENGY	1,543,034.73	
	TOTAL 195-GULF/MEXICO ENERGY SEC.	1,543,034.73	0.00
HMGP DR-4485 RGNL EMERGNC			
=====			
196	101-2000 CLAIM ON CASH-HMGP DR-4485 RGN	(407,770.00)	
	TOTAL 196-HMGP DR-4485 RGNL EMERGNC	(407,770.00)	0.00
FEMA HAZARD MIT FUND			
=====			
197	101-2000 CLAIM ON CASH-FEMA HAZARD MIT	0.00	
	TOTAL 197- FEMA HAZARD MIT. FD	0.00	0.00
TXDOT MCCOY RD RECONST			
=====			
199	101-2000 CLAIM ON CASH-TXDOT MCCOY RD	319,659.59	
	TOTAL 199-TXDOT MCCOY RD RECONST	319,659.59	0.00
ROAD AND BRIDGE FUND/PCT			
=====			
201	101-2000 CLAIM ON CASH-R&B PCT #1	1,808,739.71	
201	151-1007 TEXAS COOPERATIVE LIQUID ASSET		2,416,954.33
	TOTAL 201-ROAD & BRIDGE FUND PCT 1	1,808,739.71	2,416,954.33
ROAD AND BRIDGE FUND/PCT			
=====			
202	101-2000 CLAIM ON CASH-R&B PCT #2	2,831,780.63	
	TOTAL 202-ROAD & BRIDGE FUND PCT 2	2,831,780.63	0.00

FUND ACCT. NO.	ACCOUNT NAME	CASH	INVESTMENTS
ROAD AND BRIDGE FUND/PCT			
=====			
203 101-2000	CLAIM ON CASH-R&B PCT #3	1,958,534.44	
TOTAL 203-ROAD & BRIDGE FUND PCT 3		1,958,534.44	0.00

ROAD AND BRIDGE FUND/PCT			
=====			
204 101-2000	CLAIM ON CASH-R&B PCT #4	1,771,159.19	
TOTAL 204-ROAD & BRIDGE FUND PCT 4		1,771,159.19	0.00

CTIF GRANT FUND			
=====			
210 101-2000	CLAIM ON CASH-CTIF	0.00	
TOTAL 210-CTIF GRANT FUND		0.00	0.00

CAPITAL CREDITS FUND			
=====			
215 101-2000	CLAIM ON CASH-CAPITAL CREDITS	156,769.80	
TOTAL 215-CAPITAL CREDITS FUND		156,769.80	0.00

JUVENILE RESTITUTION			
=====			
221 101-2000	CLAIM ON CASH-JUVEN.RESTITUT.	33.74	
TOTAL 221-JUVENILE RESTITUTION		33.74	0.00

JUVENILE PROBATION FUND			
=====			
231 101-2000	CLAIM ON CASH-JUVEN PROBATION	737,468.30	
TOTAL 231-JUVENILE PROBATION FD		737,468.30	0.00

DRUG COURTS PROGRAMS			
=====			
240 101-2000	CLAIM ON CASH-DRUG CRT PROG	208.81	
TOTAL 240-DRUG COURTS PROGRAM		208.81	0.00

CASH & INVESTMENTS BY FUND

AS OF: APRIL 30TH, 2026

APRIL 30TH, 2026

FUND ACCT. NO.	ACCOUNT NAME	CASH	INVESTMENTS
<u>24TH JUDICIAL DIST PROB</u>			
241	101-2000 CLAIM ON CASH-24 JUD DIST PROB	0.00	
TOTAL 241-24TH JUDICIAL DIST. PROB		0.00	0.00
<u>COUNTY SPECIALTY COURT</u>			
245	101-2000 CLAIM ON CASH-CNTY SPECIALTY	19,228.63	
TOTAL 245-COUNTY SPECIALTY COURT		19,228.63	0.00
<u>LOCAL TRUANCY PREVENTION</u>			
280	101-2000 CLAIM ON CASH-LOCAL TRUANCY	65,415.14	
TOTAL 280-LOCAL TRUANCY PREVENTIONS		65,415.14	0.00
<u>JUSTICE TECHNOLOGY FUND</u>			
281	101-2000 CLAIM ON CASH-JUSTICE TECH.	4,667.82	
TOTAL 281-JUSTICE TECHNOLOGY FD.		4,667.82	0.00
<u>FAMILY PROTECTION FEE FD</u>			
282	101-2000 CLAIM ON CASH-FAM PROTECT FEE	1,581.78	
TOTAL 282-FAMILY PROTECTION FEE FD		1,581.78	0.00
<u>CO/DIST TECHNOLOGY FD</u>			
283	101-2000 CLAIM ON CASH-CO/DIST TECHNOL	3,889.14	
TOTAL 283-CO/DIST TECHNOLOGY FD		3,889.14	0.00
<u>CHILD ABUSE PREVENTION</u>			
286	101-2000 CLAIM ON CASH-CHILD ABUSE PRV	741.63	
TOTAL 286-CHILD ABUSE PREVENTION		741.63	0.00

FUND ACCT. NO.	ACCOUNT NAME	CASH	INVESTMENTS
RURAL SHERIFF OFC SALARY			
=====			
288 101-2000	CLAIM ON CASH-RURAL SHERIFF OF	456,945.11	
TOTAL 288-RURAL SHERIFF OFC SALARY		456,945.11	0.00
RURAL PROSECUTOR OFC SALA			
=====			
289 101-2000	CLAIM ON CASH-RURAL PROSECUTOR	386,091.60	
TOTAL 289-RURAL PROSECUTOR OFC SALA		386,091.60	0.00
HHSC MENTAL HEALTH FACILI			
=====			
291 101-2000	CLAIM ON CASH-HHSC MENTAL HEAL	670,642.95	
291 151-1007	TEXAS COOPERATVIE LIQUID ASSET		19,490,188.34
TOTAL 291-HHSC MENTAL HEALTH FACILI		670,642.95	19,490,188.34
CDA PROCESSING FEE FUND			
=====			
300 101-2000	CLAIM ON CASH-CDA PROCESS FEE	15,887.21	
TOTAL 300-CDA PROCESSING FEE FUND		15,887.21	0.00
BOND FORFEITURE COMM			
=====			
301 101-2000	CLAIM ON CASH-BOND FORFEITURE	45,159.49	
TOTAL 301-BOND FORFEITURE COMM		45,159.49	0.00
CDA STATE JUDICIARY FUND			
=====			
302 101-2000	CLAIM ON CASH-CDA STATE JUD.	2,785.34	
TOTAL 302-CDA STATE JUDICIARY FUND		2,785.34	0.00
PRETRIAL INTERVENTION			
=====			
303 101-2000	CLAIM ON CASH-PRETRIAL INTERV	64,924.10	
TOTAL 303-PRETRIAL INTERVENTION		64,924.10	0.00

CASH & INVESTMENTS BY FUND

AS OF: APRIL 30TH, 2026

APRIL 30TH, 2026

FUND ACCT. NO.	ACCOUNT NAME	CASH	INVESTMENTS
<u>VICTORIA CNTY CARE COURT</u>			
304	101-2000 CLAIM ON CASH-CARE COURT	11,112.91	
TOTAL 304-VICTORIA CNTY CARE COURT		11,112.91	0.00
<u>CDA VICTIMS ASSISTANCE GR</u>			
305	101-2000 CLAIM ON CASH-CDA VICTIMS ASST	0.00	
TOTAL 305-CDA VICTIMS ASSIST GRANT		0.00	0.00
<u>VICTIM COORD/LIASON GNT</u>			
306	101-2000 CLAIM ON CASH-SO VICT COORD	(9,497.11)	
TOTAL 306-VICTIM COORD/LIASON GNT		(9,497.11)	0.00
<u>SCAAP PROGRAM</u>			
307	101-2000 CLAIM ON CASH-SCAAP PROGRAM	0.00	
TOTAL 307-SCAAP PROGRAM		0.00	0.00
<u>TEXAS VINE GRANT</u>			
308	101-2000 CLAIM ON CASH-TX VINE GRANT	0.00	
TOTAL 308-TEXAS VINE GRANT		0.00	0.00
<u>CDA OTHER VICTIM ASSIST G</u>			
309	101-2000 CLAIM ON CASH-CDA OTHER VICTIM	(14,996.03)	
TOTAL 309-CDA OTHER VICTIM ASSIST G		(14,996.03)	0.00
<u>4/H ACTIVITY CENTER</u>			
310	101-2000 CLAIM ON CASH-4/H ACTIVITY CNT	1,487.80	
TOTAL 310-4/H ACTIVITY CENTER		1,487.80	0.00

CASH & INVESTMENTS BY FUND

AS OF: APRIL 30TH, 2026

APRIL 30TH, 2026

FUND ACCT. NO.	ACCOUNT NAME	CASH	INVESTMENTS
<u>AIRPORT FUND</u>			
321 101-2000	CLAIM ON CASH-AIRPORT FUND	670,562.87	
321 101-3000	CASH IN BANK/AIRPORT DRAFTING	811,154.03	
321 151-1000	TREASURY BILLS		0.00
321 151-1001	TEXPOOL INVESTMENTS		0.00
321 151-1005	LOCAL GOVT. INVEST COOP		0.00
TOTAL 321-AIRPORT FUND		1,481,716.90	0.00
<u>AIRPORT GRANT FUND</u>			
322 101-2000	CLAIM ON CASH-AIRPORT GRANT	(2,773,496.61)	
TOTAL 322-AIRPORT GRANT FUND		(2,773,496.61)	0.00
<u>AIRPORT CAPITAL PROJECTS</u>			
323 101-2000	CLAIM ON CASH-AIRP CAPITAL PRO	8,024.46	
TOTAL 323-AIRPORT CAPITAL PROJECTS		8,024.46	0.00
<u>SPECIAL SERVICE FUND</u>			
330 101-2000	CLAIM ON CASH-SPECIAL SERVICE	449,449.31	
TOTAL 330-SPECIAL SERVICE FUND		449,449.31	0.00
<u>SHERIFF IMMIGRATION ENFOR</u>			
332 101-2000	CLAIM ON CASH-SHERIFF IMMIGRAT	80,000.00	
TOTAL 332-SHERIFF IMMIGRATION ENFOR		80,000.00	0.00
<u>OPERATION LONE STAR GRANT</u>			
335 101-2000	CLAIM ON CASH-OPERATION LONE S	(195,889.27)	
TOTAL 335-OPERATION LONE STAR GRANT		(195,889.27)	0.00

CASH & INVESTMENTS BY FUND

AS OF: APRIL 30TH, 2026

APRIL 30TH, 2026

FUND ACCT. NO.	ACCOUNT NAME	CASH	INVESTMENTS
<u>STONEGARDEN GRANT</u>			
336 101-2000	CLAIM ON CASH-STONEGARDEN GNT	(69,683.03)	
TOTAL 336-STONEGARDEN 2010SST0-0008		(69,683.03)	0.00
<u>CLICK IT OR TICKET</u>			
338 101-2000	CLAIM ON CASH-GCRPC 9-1-1	2,880.03	
TOTAL 338-GCRPC - 9-1-1 ALLOCATION		2,880.03	0.00
<u>BYRNE JAG PROGRAM</u>			
339 101-2000	CLAIM ON CASH-BYRNE JAG PROG	0.00	
TOTAL 339-BYRNE JAG PROGRAM		0.00	0.00
<u>HIGH INTENSITY DRUG TRAF</u>			
340 101-2000	CLAIM ON CASH-HIGH INTENSITY	(30,186.24)	
TOTAL 340-HIGH INTENSITY DRUG TRAFF		(30,186.24)	0.00
<u>BODY WORN CAMERA PROG</u>			
342 101-2000	CLAIM ON CASH-BODY WORN CAMERA	0.00	
TOTAL 342-BODY WORN CAMERA PROG		0.00	0.00
<u>FIREFIGHTERS GRANT</u>			
344 101-2000	CLAIM ON CASH-FIREFIGHTERS GNT	0.00	
TOTAL 344-FIREFIGHTERS GRANT		0.00	0.00
<u>FERAL HOG GRANT</u>			
345 101-2000	CLAIM ON CASH-FERAL HOG GRANT	0.00	
TOTAL 345-FERAL HOG GRANT		0.00	0.00

FUND ACCT. NO.	ACCOUNT NAME	CASH	INVESTMENTS
<u>TXCDBG WCID1 BLOOMINGTON</u>			
346	101-2000 CLAIM ON CASH-WCID1 BLOOMING	23,444.90	
TOTAL 346-TXCDBG GNT-WCID1 BLOOM.		23,444.90	0.00
<u>TXCDBG WCID2 PLACEDO</u>			
347	101-2000 CLAIM ON CASH-WCID2 PLACEDO	0.00	
TOTAL 347-TXCDBG GNT- WCID2 PLACEDO		0.00	0.00
<u>CDBG HURRICANE HARVEY DR</u>			
348	101-2000 CLAIM ON CASH-CDBG HUR HARVEY	0.00	
TOTAL 348-CDBG HURRICANE HARVEY DR		0.00	0.00
<u>CDBG-MIT MOD GRANT</u>			
349	101-2000 CLAIM ON CASH-CDBG-MIT MOD GRA	(330,911.40)	
TOTAL 349-CDBG-MIT MOD GRANT		(330,911.40)	0.00
<u>STATE FEE ACCOUNT</u>			
350	101-2000 CLAIM ON CASH-STATE FEE FD	82,188.63	
TOTAL 350-STATE FEE ACCOUNT		82,188.63	0.00
<u>PESC MENTAL HEALTH DEPUTY</u>			
355	101-2000 CLAIM ON CASH-PESC MENTAL HLTH	(4,640.01)	
TOTAL 355-PESC MENTAL HEALTH DEPUTY		(4,640.01)	0.00
<u>MENTAL HLTH PEACE OFF FD</u>			
356	101-2000 CLAIM ON CASH-MENTAL SO/GB	(72,137.70)	
TOTAL 356-MENTAL HEALTH PEACE OFF		(72,137.70)	0.00

CASH & INVESTMENTS BY FUND

AS OF: APRIL 30TH, 2026

APRIL 30TH, 2026

FUND	ACCT. NO.	ACCOUNT NAME	CASH	INVESTMENTS
<u>BISD SCHOOL RESOURCE OFF</u>				
358	101-2000	CLAIM ON CASH-BISD SCHL RESOUR	(7,623.78)	
TOTAL 358-BISD SCHOOL RESOURCE OFF			(7,623.78)	0.00
<u>SHERIFF'S FORFEITURE FD</u>				
360	101-2000	CLAIM ON CASH-SHERIFF FORFEIT	993,361.71	
360	151-1001	TEXPOOL INVESTMENTS		0.00
360	151-1005	LOCAL GOVT. INVEST. COOP.		0.00
TOTAL 360-SHERIFF'S FORFEITURE FUND			993,361.71	0.00
<u>SHERIFF'S DONATION FUND</u>				
361	101-2000	CLAIM ON CASH-SHERIFF DONATION	6,472.62	
TOTAL 361-SHERIFF'S DONATION FUND			6,472.62	0.00
<u>SHER DOJ FEDERAL FORFEIT</u>				
362	101-2000	CLAIM ON CASH-SO DOJ FED FORFE	362,495.46	
TOTAL 362-SHERIFF DOJ FED. FORFEIT.			362,495.46	0.00
<u>SHERIFF JOHNSON FOUNDATN</u>				
363	101-2000	CLAIM ON CASH-SHERIFF JOHNSON	215,200.00	
TOTAL 363-SHERIFF JOHNSON FOUNDATN			215,200.00	0.00
<u>DHS JOINT OPERATIONS FUND</u>				
364	101-2000	CLAIM ON CASH-DHS JOINT OPERAT	286,228.70	
TOTAL 364-DHS JOINT OPERATIONS FUND			286,228.70	0.00
<u>CDA CONTRABAND FORFEITURE</u>				
370	101-2000	CLAIM ON CASH-CDA CONTRA FORF	1,407,485.99	
370	151-1005	LOCAL GOVT. INVEST. COOP.		0.00
TOTAL 370-CDA CONTRABAND FORFEITURE			1,407,485.99	0.00

FUND ACCT. NO.	ACCOUNT NAME	CASH	INVESTMENTS
CDA DOJ EQUITABLE SHARE			
371	101-2000 CLAIM ON CASH-CDA DOJ EQUIT	1,176.32	
TOTAL 371-CDA DOJ EQUITABLE SHARE		1,176.32	0.00
SHERIFF DOT FEDERAL FORF			
372	101-2000 CLAIM ON CASH-SO DOT FED FORF.	433,592.10	
TOTAL 372-SHERIFF DOT FEDERAL FORF		433,592.10	0.00
SHERIFF COMMISSARY FUND			
380	101-2000 CLAIM ON CASH-SHER. COMMISSARY	1,058,130.53	
TOTAL 380-SHERIFF COMMISSARY FUND		1,058,130.53	0.00
JUVENILE COMMISSARY FUND			
390	101-2000 CLAIM ON CASH-JUV COMMISSARY	8,896.69	
TOTAL 390-JUVENILE COMMISSARY FUND		8,896.69	0.00
NATIONAL SCHOOL LUNCH PRG			
392	101-2000 CLAIM ON CASH-NSLP	(28,254.51)	
TOTAL 392-NATIONAL SCHOOL LUNCH PRG		(28,254.51)	0.00
VISD SRO REIMBURSEMENT			
395	101-2000 CLAIM ON CASH-VISD SRO REIMB	(74,602.56)	
TOTAL 395-VISD SRO REIMBURSEMENT		(74,602.56)	0.00
HEALTH INSURANCE FUND			
410	101-2000 CLAIM ON CASH-HEALTH INSUR	(3,387,286.45)	
410	101-3000 CASH IN BANK/BOON CHAPMAN	742.22	
410	101-3010 CASH IN BANK/TAC ACCT 9150	425.67	
TOTAL 410-HEALTH INSURANCE FUND		(3,386,118.56)	0.00

FUND	ACCT. NO.	ACCOUNT NAME	CASH	INVESTMENTS
EMPLOYEE BENEFIT FUND				
=====				
420	101-2000	CLAIM ON CASH-EMPLOYEE BENE	1,887.52	
TOTAL 420-EMPLOYEE BENEFIT FUND			1,887.52	0.00
ELECTIONS ADM SPECIAL				
=====				
450	101-2000	CLAIM ON CASH-ELECT ADM SPEC	65,160.07	
TOTAL 450-ELECTIONS ADM SPECIAL			65,160.07	0.00
ELECTIONS CHAPTER 19				
=====				
457	101-2000	CLAIM ON CASH-ELECT CHAPT 19	0.00	
TOTAL 457-ELECTIONS CHAPTER 19 FD			0.00	0.00
TAX ASSESSOR SPECIAL				
=====				
499	101-3000	SPECIAL INVENTORY ACCT.	308,551.48	
TOTAL 499-TAX ASSESSOR SPECIAL			308,551.48	0.00
HISTORICAL COMMISSION				
=====				
500	101-2000	CLAIM ON CASH-HISTORICAL COMM	9,427.52	
TOTAL 500-HISTORICAL COMMISSION			9,427.52	0.00
CHILD WELFARE BOARD				
=====				
515	101-2000	CLAIM ON CASH-CHILD WELFARE BD	37,528.68	
TOTAL 515-CHILD WELFARE BOARD			37,528.68	0.00
TIDC IMPROVEMENT GRANT				
=====				
520	101-2000	CLAIM ON CASH-TIDC IMPROV GRAN	(32,939.34)	
TOTAL 520-TIDC IMPROVEMENT GRANT			(32,939.34)	0.00

FUND ACCT. NO.	ACCOUNT NAME	CASH	INVESTMENTS
TIDC REGIONL PUBLIC DEFEN			
=====			
525 101-2000	CLAIM ON CASH-TIDC REGNL PUBLI	(891,134.43)	
TOTAL 525-TIDC REGIONL PUBLIC DEFEN		(891,134.43)	0.00
TIDC IMPROVMNT GRANT SUPP			
=====			
526 101-2000	CLAIM ON CASH-TIDC IMPROVMNT G	(23,551.53)	
TOTAL 526-TIDC IMPROVMNT GRANT SUPP		(23,551.53)	0.00
PETSMART CHARITIES GRANT			
=====			
560 101-2000	CLAIM ON CASH-PETSMART CHARITI	0.00	
TOTAL 560-PETSMART CHARITIES GRANT		0.00	0.00
ANIMAL SERVICES GRANTS			
=====			
561 101-2000	CLAIM ON CASH-ANIMAL SERV GRA	0.00	
TOTAL 561-ANIMAL SERVICES GRANTS		0.00	0.00
DEBT SERVICE			
=====			
700 101-2000	CLAIM ON CASH-DEBT SERVICE	2,435,641.51	
TOTAL 700-DEBT SERVICE		2,435,641.51	0.00
LAW LIBRARY FUND			
=====			
720 101-2000	CLAIM ON CASH-LAW LIBRARY FD	21,637.93	
TOTAL 720-LAW LIBRARY FUND		21,637.93	0.00
CAP PROJECTS-CO'S 2023			
=====			
770 101-2000	CLAIM ON CASH-CP PROJ-COS 2023	0.00	
770 151-1007	TEXAS COOPERATIVE LIQUID ASSET		0.00
TOTAL 770-CAP PROJECTS-CO'S 2023		0.00	0.00

CASH & INVESTMENTS BY FUND

AS OF: APRIL 30TH, 2026

APRIL 30TH, 2026

FUND ACCT. NO.	ACCOUNT NAME	CASH	INVESTMENTS
CONSTRUCTION RETAINAGE			
=====			
771 101-2000	CLAIM ON CASH-CONSTRN RETAIN	212,696.35	
TOTAL 771-CONSTRUCTION RETAINAGE		212,696.35	0.00
CAP PROJECTS-CO'S 2025B			
=====			
772 101-2000	CLAIM ON CASH-CP PROJ-COS 2025	107,585.89	
772 151-1007	TEXAS COOPERATIVE LIQUID ASSET		11,995,577.56
TOTAL 772-CAP PROJECTS-CO'S 2025B		107,585.89	11,995,577.56
VICTORIA HEALTH DEPT			
=====			
800 101-2000	CLAIM ON CASH-HEALTH DEPT	(1,162,497.97)	
800 101-3000	CASH IN BANK/HLTH 340B DRAFT.	822,950.00	
TOTAL 800-VICTORIA HEALTH DEPT.		(339,547.97)	0.00
TX A&M UNIV HLTH SCIENCE			
=====			
801 101-2000	CLAIM ON CASH-TX A&M HLTH SCI	0.00	
TOTAL 801-TX A&M UNIV HLTH SCIENCE		0.00	0.00
MEDICAID ADM CLAIM FD			
=====			
802 101-2000	CLAIM ON CASH-MEDICAID ADM CLM	18,505.33	
TOTAL 802-MEDICAID ADM CLAIMS FD		18,505.33	0.00
TEXAS HOME VISITING GNT			
=====			
803 101-2000	CLAIM ON CASH-TX HOME VISITING	(127,823.27)	
TOTAL 803-TEXAS HOME VISITING GRANT		(127,823.27)	0.00
HOGG FOUNDATION GRANT			
=====			
804 101-2000	CLAIM ON CASH-HOGG FOUNDAT.	91,361.96	
TOTAL 804-HOGG FOUNDATION GNT		91,361.96	0.00

FUND ACCT. NO.	ACCOUNT NAME	CASH	INVESTMENTS
<u>HURRICANE PUBLIC HLTH GNT .</u>			
805 101-2000	CLAIM ON CASH-HURRICANE PUBLIC	0.00	
TOTAL 805-HURRICANE PUBLIC HLTH GNT		0.00	0.00
<u>AMERICARES</u>			
806 101-2000	CLAIM ON CASH-AMERICARES	0.00	
TOTAL 806-AMERICARES		0.00	0.00
<u>CPS/PH WKFORCE 9/21-6/24</u>			
808 101-2000	CLAIM ON CASH-CPS/PH WKFORCE	0.00	
TOTAL 808-CPS/PH WKFORCE 9/21-6/23		0.00	0.00
<u>CPS/PH INFRAST 4/23-11/27</u>			
809 101-2000	CLAIM ON CASH-CPS/PH INFRAST 4	(73,106.36)	
TOTAL 809-CPS/PH INFRAST 4/23-11/27		(73,106.36)	0.00
<u>VICTORIA WIC PROGRAM</u>			
810 101-2000	CLAIM ON CASH-WIC PROGRAM	(102,870.04)	
TOTAL 810-VICTORIA WIC PROGRAM		(102,870.04)	0.00
<u>FLEXIBLE BENEFITS PLAN</u>			
870 101-2000	CLAIM ON CASH-FLEX BEN-DENTAL	87,992.83	
870 101-3000	CASH IN BANK/PROSPERITY BANK	137,713.77	
870 101-3010	CASH IN BANK/FLEX SPEND A9169	26,892.48	
TOTAL 870-FLEXIBLE BENEFITS PLAN		252,599.08	0.00
<u>LEOSE FUND</u>			
880 101-2000	CLAIM ON CASH-LEOSE FUND	79,411.20	
TOTAL 880-LEOSE FUND		79,411.20	0.00

INTEREST EARNED STATEMENT
MARCH 2026

FUND	FUND NAME	CURRENT MONTH	PRIOR MNTH 2026 TOTAL	2025 YTD
100	GENERAL FUND	8,338.18	35,258.15	43,596.33
200	ROAD & BRIDGE FUND	12,138.35	38,885.45	51,023.80
700	DEBT SERVICE	3,388.60	13,054.94	16,443.54
770	CAPITAL PROJECTS	0.00	258.38	258.38
772	CAPITAL PROJECTS 2025B	427.69	1,820.92	2,248.61
	Sub-Total Budgeted Funds	23,865.13	87,456.92	111,322.05
119	CLERK'S ARCHIVE	45.75	168.12	213.87
150	TAX SALES	0.06	38.78	38.84
190	AMERICAN RESCUE PLAN	0.00	0.00	0.00
231	JUVENILE PROBATION	1,052.47	3,944.67	4,997.14
240	DRUG COURTS PROGRAM	0.20	0.63	0.83
288	RURAL SALARY ASSIST SO	672.24	1,566.49	2,238.73
289	RURAL SALARLARY ASSIS CDA	555.95	1,391.89	1,947.84
291	HHSC MENTAL HEALTH FACILITY	387.85	4,947.54	5,335.39
300	CDA PROCESSING FEE	22.33	72.11	94.44
310	4-H ACTIVITY CENTER	1.87	5.12	6.99
320	AIRPORT DRAFTING	0.00	0.00	0.00
321	AIRPORT	2,354.15	7,247.49	9,601.64
323	AIRPORT CAPITAL PROJ	11.33	35.03	46.36
330	SPECIAL SERVICE	856.03	3,689.72	4,545.75
338	GCRP 911	4.07	13.48	17.55
360	SHERIFF'S FORFEITURE	1,408.79	4,718.97	6,127.76
361	SHERIFF'S DONATION	9.14	41.36	50.50
362	SHERIFF'S DOJ	512.02	1,722.23	2,234.25
370	CDA CONTRABAND FORFEIT.	1,922.72	5,927.08	7,849.80
371	CDA DOJ EQUITABLE SHARE	1.66	5.50	7.16
372	SHERIFF DOT FED FORFEIT	613.08	2,042.43	2,655.51
380	SHERIFF COMMISSARY	1,443.17	4,528.69	5,971.86
390	JUVENILE COMMISSARY	12.65	41.56	54.21
410	HEALTH INSURANCE	149.13	1,052.06	1,201.19
450	ELECTION ADMINISTRATOR	100.67	483.58	584.25
454	HAVA SECURITY GRANT	0.00	0.00	0.00
455	HELP AMERICA VOTE GRANT	0.00	0.00	0.00
499	TAX ASSESSOR SPECIAL	436.25	3,024.50	3,460.75
500	HISTORICAL COMMISSION	13.32	47.32	60.64
771	LONG TERM RENO RETAIN	327.37	916.25	1,243.62
800	HEALTH DEPT DRAFTING	1,374.09	3,915.23	5,289.32
870	FLEXIBLE BENEFIT PLAN	281.13	1,009.92	1,291.05
		38,434.62	140,054.67	178,489.29
	CMC			
820	HOSPITAL	6,797.12	19,087.95	25,885.07
820	CMC 125 PLAN	366.67	1,183.82	1,550.49
830	CMC ACCOUNTS PAYABLE	1,408.88	4,372.74	5,781.62
840	CMC PAYROLL	822.53	1,914.85	2,737.38
820	CMC MEDICAL PROFESSIONAL	0.00	0.00	0.00
820	CMC HOME HEALTH	486.15	649.86	1,136.01
820	CMC WEIGHT MGMT	0.00	0.00	0.00
		9,881.35	27,209.22	37,090.57
820	CMC NURSING HOMES	1,079.64	4,184.07	5,263.71
		10,960.99	31,393.29	42,354.28
	NAVIGATION			
950	NAVIG TXLC CONSTRUCCION	197.46	760.58	958.04
950	NAVIG. 2015 CONST INT&SINK	1,200.52	2,951.30	4,151.82
950	NAVIGATION DISTRICT	1,760.22	4,715.18	6,475.40
950	NAVIG 2012A/B INT& SINKING	1,406.90	3,413.31	4,820.21
950	NAVIG. ARPA FUNDS	844.80	3,193.93	4,038.73
		5,409.90	15,034.30	20,444.20
	BANK TOTAL	54,805.51	186,482.26	241,287.77

FUND ACCT. NO.	ACCOUNT NAME	CASH	INVESTMENTS
VICTORIA COUNTY HOSPITAL			
820 101-1000	HOSPITAL FUND	2,624,941.61	
820 101-2004	CMC 125 PLAN	229,597.25	
820 101-2010	CMC BONDS	31,051.86	
820 101-3000	CMC ACCTS PAYABLE	(225,729.83)	
820 101-4000	CMC PAYROLL	21,692.32	
820 101-4100	CMC MEDICAL PROFESS #214125768	1,331,325.22	
820 101-4105	CMC MEDICAL PROFESS #217301213	0.00	
820 101-4200	CMC WEIGHT MANAGEMENT CNTR	0.00	
820 101-4300	CMC HOME HEALTH AGENCY	343,177.56	
820 101-5001	ARBORETUM NURSE /REHAB/WINNIE	0.00	
820 101-5002	MATAGORDA NURSING & REHAB	0.00	
820 101-5003	TWIN PINES NURSING & REHAB	0.00	
820 101-5004	SHADY OAKS NURSING & REHAB	0.00	
820 101-5005	AMISTAD NURSING & REHAB	0.00	
820 101-5006	GANADO NURSING & REHAB	0.00	
820 101-5007	CUERO NURSING & REHAB	0.00	
820 101-5008	STEVENS NURSE & REHAB/HALLETTS	0.00	
820 101-5009	PORT LAVACA NURSING & REHAB	0.00	
820 101-5010	SOUTHBROOKE NURSING & REHAB	0.00	
820 101-5011	WHARTON NURSING & REHAB	0.00	
820 101-5012	YOAKUM NURSING & REHAB	0.00	
820 101-5100	CUERO NURSING & REHAB-HUD	114,180.89	
820 101-5105	STEVENS NURSE & REHAB-HUD	119,112.11	
820 101-5110	PORT LAVACA NURSE & REHAB-HUD	159,732.39	
820 101-5115	SOUTHBROOKE NURSE&REHAB-HUD	156,515.16	
820 101-5120	WHARTON NURSING& REHAB-HUD	150,865.32	
820 101-5125	YOAKUM NURSING & REHAB-HUD	0.00	
820 101-5130	MATAGORDA NURSING & REHAB-HUD	0.00	
820 101-5135	TWIN PINES NURSING & REHAB-HUD	0.00	
820 101-5140	GANADO NURSING & REHAB-HUD	0.00	
820 151-1004	CERTIFICATES OF DEPOSIT		0.00
820 151-1005	LOCAL GOVT. INVEST. COOP.		0.00
820 151-1007	TEXAS COOPERATIVE LIQUID ASSET		1,995,484.15
820 151-1008	TXCLASS-BOND ACCT		7,606,256.33
TOTAL 820-VICTORIA COUNTY HOSPITAL		5,056,461.86	9,601,740.48
TOTAL CASH AND INVESTMENTS		5,056,461.86	9,601,740.48

*** END OF REPORT ***

NAVIGATION BALANCES
APRIL 2026

	BALANCE		INTEREST		EARNED INTEREST	PREVIOUS INTEREST	TOTAL 2026
I & S A 2012	\$ 522,821.96	2.02%	\$ 779.90		\$ 779.90	\$ 1,866.83	\$ 2,646.73
I & S B 2012	\$ 415,654.47	2.02%	\$ 627.00		\$ 627.00	\$ 1,546.48	\$ 2,173.48
I&S total	\$ 938,476.43		\$ 1,406.90		\$ 1,406.90	\$ 3,413.31	\$ 4,820.21
I & S INTEREST CALC					\$ 4,820.21		
<u>NAV DISTRICT</u>							
PROMO DEVEL	\$ 538,818.90	2.02%	\$ 935.37		\$ 935.37	\$ 2,115.36	\$ 3,050.73
Port Facilities Corp	\$ 124.18	2.02%	\$ 0.20		\$ 0.20	\$ 0.61	\$ 0.81
Operating	\$ 551,754.06	2.02%	\$ 824.65		\$ 824.65	\$ 2,599.21	\$ 3,423.86
TXLC ARPA FUNDS	\$ 514,767.35	2.02%	\$ 844.80		\$ 844.80	\$ 3,193.93	\$ 4,038.73
Texas Class Op fund	\$ 5,761,280.81	3.77%	\$ 17,999.85		\$ 17,999.85	\$ 46,654.13	\$ 64,653.98
Texas Class Const Fund	\$ 578,408.76	3.77%	\$ 5,452.35		\$ 5,452.35	\$ 24,782.39	\$ 30,234.74
	\$ 7,945,154.06		\$ 26,057.22				\$ 105,402.85
<u>CONSTRUCTION 2015</u>							
TXLC Construction Fund	\$ 137,593.89	2.02%	\$ 197.46		\$ 197.46	\$ 760.58	\$ 958.04
Construction I&S	\$ 796,852.92	2.02%	\$ 1,200.52		\$ 1,200.52	\$ 2,951.30	\$ 4,151.82
	\$ 934,446.81		\$ 1,397.98				\$ 5,109.86
TOTAL CONSTRUCTION	\$ 934,446.81		\$ 1,397.98				\$ 5,109.86
TOTAL NAV DIST	\$ 1,605,464.49		\$ 2,605.02				\$ 10,514.13
POOL INVESTMENTS	\$ 6,339,689.57		\$ 23,452.20				\$ 94,888.72
TOTAL I&S	\$ 938,476.43		\$ 1,406.90				\$ 4,820.21
TOTAL	\$ 8,883,630.49		\$ 28,862.10				\$ 115,332.92
TOTAL	\$ 8,883,630.49		\$ 28,862.10				\$ 115,332.92
LESS PROMO & DEV	\$ (538,818.90)		\$ (935.37)				\$ (3,050.73)
LESS TX CLASS	\$ (5,761,280.81)		\$ (23,452.20)				\$ (64,653.98)
TOTAL CASH ON HAND	\$ 2,583,530.78		\$ 4,474.53				\$ 47,628.21

5/18/2026