


MINUTES OF COUNTY FINANCES
TREASURER'S REPORT
MONTHLY- JULY 2017

IN THE MATTER OF COUNTY FINANCES
IN THE HANDS OF SEAN KENNEDY
TREASURER OF VICTORIA COUNTY, TEXAS

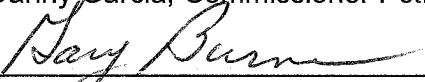
COMMISSIONERS' COURT
VICTORIA COUNTY, TEXAS
IN SPECIAL SESSION
REGULAR TERM
AUGUST 2017

IN ACCORDANCE with Section 114.026, Local Government Code, we, the undersigned, constituting the entire Commissioners Court of said County, certify that on the 21st day of August 2017, at the Special Session of a Regular Term of Court, we compared and examined the monthly report of Sean Kennedy, Treasurer of Victoria County, Texas, for July, 2017, and finding the same correct, entered an order in the Minutes approving said Report, which states total cash and other assets on hand as \$85,494,308.00.


Ben Zeller, County Judge



Danny Garcia, Commissioner Pct. 1


Kevin M. Janak, Commissioner Pct. 2


Gary Burns, Commissioner Pct. 3



Clint C. Ives, Commissioner Pct. 4

SWORN TO AND SUBSCRIBED BEFORE ME, by Ben Zeller, County Judge, and County Commissioners of said Victoria County, each respectively, on this the 21st day of August A.D., 2017.


Attest: Heidi Easley, County Clerk

FILED FOR RECORD THIS 21 DAY OF AUGUST A.D. 2017, and recorded on the 21 day of August, A.D. 2017.




Heidi Easley, County Clerk and
Ex-Officio Clerk of the Commissioners
Court in and for Victoria County, Texas.

By: 
Deputy




MONTHLY REPORT OF

SEAN KENNEDY, COUNTY TREASURER

VICTORIA COUNTY, TEXAS

FOR THE MONTH OF JULY 2017

This report is presented for the approval of the Commissioners' Court, in accordance with Vernon's Texas Codes Annotated, Local Government Code, Section 83.002 (a) (3), and Title 10, Chapter 2256, Government Code (Public Funds Investment Act), and is true and correct to the best of my knowledge and belief, according to the records of this office.


SEAN KENNEDY
COUNTY TREASURER

VICTORIA COUNTY
INVESTMENTS ON HAND
JULY 31, 2017

FUND	INV. NO.	PURCH DATE	PAR AMOUNT	DESCRIPTION	MAT DATE	CALL DATE	NET YIELD	PURCH PRICE	INDIV FND AMOUNT	TOTAL INVESTMENT	MARKET PRICE	MARKET VALUE
VICTORIA COUNTY												
				L.O.G.I.C. POOL			1.241%			0.00		0.00
				CERTIFICATE OF DEPOSIT			0.000%			0.00		0.00
				CASH ON HAND-COUNTY FUNDS			1.000%			33,762,899.41		33,762,899.41
				TOTAL COUNTY FUNDS						33,762,899.41		33,762,899.41
CITIZENS MEDICAL CENTER												
				L.O.G.I.C. POOL			1.241%			0.00		0.00
				CERTIFICATE OF DEPOSIT			0.000%			0.00		0.00
				CMC NURSING HOMES			1.000%			2,070,093.72		2,070,093.72
				CASH ON HAND-CITIZENS MEDICAL CENTER			1.000%			38,346,093.11		38,346,093.11
				TOTAL HOSPITAL FUNDS						40,416,186.83		40,416,186.83
NAVIGATION DISTRICT												
				CASH ON HAND 2015 CONSTRUCTION			1.000%			7,205,695.18		7,205,695.18
				CASH ON HAND 2015 INTEREST & SINKING PROMOTION AND DEVELOPMENT FUND			1.000%			73,538.38		73,538.38
				CASH ON HAND-2012A CONSTRUCTION			1.000%			276,838.35		276,838.35
				CASH ON HAND-2012A/B INTEREST/SINKING			1.000%			111.13		111.13
				CASH ON HAND-NAVIGATION DISTRICT			1.000%			93,581.01		93,581.01
				TOTAL NAVIGATION DIST FUNDS						3,665,457.71		3,665,457.71
				TOTAL NAVIGATION DIST FUNDS						11,315,221.76		11,315,221.76
BANK BALANCE												
SUMMARY TOTAL PORTFOLIO												
				TOTAL COUNTY FUNDS						33,762,899.41	39.4914%	33,762,899.41
				TOTAL HOSPITAL FUNDS						40,416,186.83	47.2735%	40,416,186.83
				TOTAL NAVIGATION DISTRICT FUNDS						11,315,221.76	13.2351%	11,315,221.76
				TOTAL NAVIGATION DISTRICT FUNDS						85,494,308.00	100.00%	85,494,308.00
BANK BALANCE												
				CASH ON HAND - ALL FUNDS						85,494,308.00	100.00%	85,494,308.00
				PLEGDED SECURITIES - ALL FUNDS						149,337,910.65		149,773,195.22
CERTIFICATES OF DEPOSIT												
				MONEY MKT MUTUAL FUNDS			0.00%			0.00	0.00%	0.00
				L.O.G.I.C. POOL			0.00%			0.00	0.00%	0.00
				GOVERNMENT SECURITIES			0.00%			0.00	0.00%	0.00
				TOTAL INVESTMENTS						0.00	0.00%	0.00
TOTAL PORTFOLIO INCLUDING CASH												
				TOTAL PORTFOLIO INCLUDING CASH						85,494,308.00	100.00%	85,494,308.00

FUND ACCT. NO.	ACCOUNT NAME	CASH	INVESTMENTS
POOLED CASH - APCA			
=====			
001	101-2000 POOLED CASH	33,046,865.00	
001	101-2005 POOLED CASH-PAYROLL	0.00	
TOTAL 001-POOLED CASH - APCA		33,046,865.00	0.00
GENERAL FUND			
=====			
100	101-2000 CLAIM ON CASH-GENERAL FUND	25,185,954.30	
100	101-3000 VC CREDIT CARD CLEARING ACCT	114,491.63	
100	151-1003 CERTIFICATE OF DEPOSIT		0.00
TOTAL 100-GENERAL FUND		25,300,445.93	0.00
EMERGENCY MGMT			
=====			
108	101-2000 CLAIM ON CASH-EMER MGMT	(239,805.28)	
TOTAL 108-EMERGENCY MGMT		(239,805.28)	0.00
LEPC FUND			
=====			
109	101-2000 CLAIM ON CASH-LEPC	9,325.60	
TOTAL 109-LEPC FUND		9,325.60	0.00
J. P. SPECIAL FUND			
=====			
110	101-2000 CLAIM ON CASH-J.P. SPECIAL FD	258.36	
TOTAL 110-J.P. SPECIAL FUND		258.36	0.00
CO CLERK ARCHIVE FEE FD			
=====			
119	101-2000 CLAIM ON CASH-CO CLK ARCHIVE	259,996.89	
TOTAL 119-CO CLERK ARCHIVE FEE FD		259,996.89	0.00

FUND ACCT. NO.	ACCOUNT NAME	CASH	INVESTMENTS
RECORDS MANAGEMENT FUND			
=====			
120 101-2000	CLAIM ON CASH-RECORD MGMT	36,654.05	
		-----	-----
	TOTAL 120-RECORDS MANAGEMENT FUND	36,654.05	0.00
		-----	-----
COURTHOUSE SECURITY FUND			
=====			
121 101-2000	CLAIM ON CASH-CRTHSE SECURITY	40,223.48	
		-----	-----
	TOTAL 121-COURTHOUSE SECURITY FUND	40,223.48	0.00
		-----	-----
JUSTICE CT BLDG SECURITY			
=====			
122 101-2000	CLAIM ON CASH-JP CRT BLD SECUR	57,458.23	
		-----	-----
	TOTAL 122-JUSTICE CT BLDG SECURITY	57,458.23	0.00
		-----	-----
DIST. CLERK RECORDS MGMT			
=====			
123 101-2000	CLAIM ON CASH-DIST CLK REC MGT	6,168.01	
		-----	-----
	TOTAL 123-DIST. CLERK RECORD MGMT	6,168.01	0.00
		-----	-----
PATRIOT PARK DONATION FD			
=====			
140 101-2000	CLAIM ON CASH-PATRIOT PRK DON	2,020.00	
		-----	-----
	TOTAL 140-PATRIOT PARK DONATION FD	2,020.00	0.00
		-----	-----
SHERIFF'S SPECIAL FUND			
=====			
150 101-2000	CLAIM ON CASH-SHERIFF'S SPECIAL	0.00	
		-----	-----
	TOTAL 150-SHERIFF'S SPECIAL FUND	0.00	0.00
		-----	-----
CLERK'S SPECIAL FUND			
=====			
160 101-2000	CLAIM ON CASH-CLERKS SPECIAL	0.00	
		-----	-----
	TOTAL 160-CLERK'S SPECIAL FUND	0.00	0.00
		-----	-----

CASH & INVESTMENTS BY FUND

AS OF: JULY 31ST, 2017

JULY 31ST, 2017

FUND ACCT. NO.	ACCOUNT NAME	CASH	INVESTMENTS
BLOOMINGTON HMGP 1791316 =====			
193	101-2000 CLAIM ON CASH-BLOOMINGTON HMGP	0.00	
TOTAL 193-BLOOMINGTON HMGP 1791-316		0.00	0.00
GULF/MEXICO ENERGY SEC =====			
195	101-2000 CLAIM ON CASH-GULF MEXICO ENGY	5,717.39	
TOTAL 195-GULF/MEXICO ENERGY SEC.		5,717.39	0.00
FEMA GRANT DR#4223 =====			
196	101-2000 CLAIM ON CASH-FEMA DR#4223	0.00	
TOTAL 196-FEMA DR #4223		0.00	0.00
FEMA HAZARD MIT FUND =====			
197	101-2000 CLAIM ON CASH-FEMA HAZARD MIT	(27,994.21)	
TOTAL 197- FEMA HAZARD MIT. FD		(27,994.21)	0.00
TXDOT MCCOY RD RECONST =====			
199	101-2000 CLAIM ON CASH-TXDOT MCCOY RD	671,994.40	
TOTAL 199-TXDOT MCCOY RD RECONST		671,994.40	0.00
ROAD AND BRIDGE FUND/PCT =====			
201	101-2000 CLAIM ON CASH-R&B PCT #1	717,359.21	
TOTAL 201-ROAD & BRIDGE FUND PCT 1		717,359.21	0.00
ROAD AND BRIDGE FUND/PCT =====			
202	101-2000 CLAIM ON CASH-R&B PCT #2	1,267,914.44	
TOTAL 202-ROAD & BRIDGE FUND PCT 2		1,267,914.44	0.00

FUND ACCT. NO.	ACCOUNT NAME	CASH	INVESTMENTS
ROAD AND BRIDGE FUND/PCT =====			
203 101-2000	CLAIM ON CASH-R&B PCT #3	2,128,810.19	
TOTAL 203-ROAD & BRIDGE FUND PCT 3		2,128,810.19	0.00
ROAD AND BRIDGE FUND/PCT =====			
204 101-2000	CLAIM ON CASH-R&B PCT #4	615,928.98	
TOTAL 204-ROAD & BRIDGE FUND PCT 4		615,928.98	0.00
CETZR GRANT FUND =====			
210 101-2000	CLAIM ON CASH-CETZR	0.00	
TOTAL 210-CETZR GRANT FUND		0.00	0.00
CETZR #1 TAX INCREMENT =====			
211 101-2000	CLAIM ON CASH-CETZR TAX INCREM	0.00	
TOTAL 211-CETZR #1 TAX INCREMENT		0.00	0.00
CAPITAL CREDITS FUND =====			
215 101-2000	CLAIM ON CASH-CAPITAL CREDITS	233,679.11	
TOTAL 215-CAPITAL CREDITS FUND		233,679.11	0.00
JUVENILE RESTITUTION =====			
221 101-2000	CLAIM ON CASH-JUVEN.RESTITUT.	149.30	
TOTAL 221-JUVENILE RESTITUTION		149.30	0.00
JUVENILE PROBATION FUND =====			
231 101-2000	CLAIM ON CASH-JUVEN PROBAT.	(272,733.69)	
TOTAL 231-JUVENILE PROBATION FD		(272,733.69)	0.00

FUND ACCT. NO.	ACCOUNT NAME	CASH	INVESTMENTS
DRUG COURTS PROGRAMS			
=====			
240 101-2000	CLAIM ON CASH-DRUG CRT PROG	21,688.87	
		-----	-----
	TOTAL 240-DRUG COURTS PROGRAM	21,688.87	0.00
		-----	-----
24TH JUDICIAL DIST PROB			
=====			
241 101-2000	CLAIM ON CASH-24 JUD DIST PROB	0.00	
		-----	-----
	TOTAL 241-24TH JUDICIAL DIST. PROB	0.00	0.00
		-----	-----
VETERANS MENTAL HEALTH			
=====			
260 101-2000	CLAIM ON CASH-VETS MENTAL HLTH	(6,399.79)	
		-----	-----
	TOTAL 260-VETERANS MENTAL HEALTH	(6,399.79)	0.00
		-----	-----
JUSTICE TECHNOLOGY FUND			
=====			
281 101-2000	CLAIM ON CASH-JUSTICE TECH.	10,550.94	
		-----	-----
	TOTAL 281-JUSTICE TECHNOLOGY FD.	10,550.94	0.00
		-----	-----
FAMILY PROTECTION FEE FD			
=====			
282 101-2000	CLAIM ON CASH-FAM PROTECT FEE	3,330.00	
		-----	-----
	TOTAL 282-FAMILY PROTECTION FEE FD	3,330.00	0.00
		-----	-----
CO/DIST TECHNOLOGY FD			
=====			
283 101-2000	CLAIM ON CASH-CO/DIST TECHNOL	28,106.70	
		-----	-----
	TOTAL 283-CO/DIST TECHNOLOGY FD	28,106.70	0.00
		-----	-----
CO/DIST TECH IMPV GNT			
=====			
285 101-2000	CLAIM ON CASH-CO/DIST TECH IMP	(1,949.96)	
		-----	-----
	TOTAL 285-CO/DIST TECH IMP #3111701	(1,949.96)	0.00
		-----	-----

FUND ACCT. NO.	ACCOUNT NAME	CASH	INVESTMENTS
CDA PROCESSING FEE FUND			
=====			
300 101-2000	CLAIM ON CASH-CDA PROCESS FEE	4,202.04	
TOTAL 300-CDA PROCESSING FEE FUND		4,202.04	0.00

BOND FORFEITURE COMM			
=====			
301 101-2000	CLAIM ON CASH-BOND FORFEITURE	9,812.18	
TOTAL 301-BOND FORFEITURE COMM		9,812.18	0.00

CDA STATE JUDICIARY FUND			
=====			
302 101-2000	CLAIM ON CASH-CDA STATE JUD.	1,807.40	
TOTAL 302-CDA STATE JUDICIARY FUND		1,807.40	0.00

CDA VICTIMS ASSISTANCE GR			
=====			
305 101-2000	CLAIM ON CASH-CDA VICTIMS ASST	(22,922.56)	
TOTAL 305-CDA VICTIMS ASSIST GRANT		(22,922.56)	0.00

VICTIM COORD/LIASON GNT			
=====			
306 101-2000	CLAIM ON CASH-SO VICT COORD	(15,497.07)	
TOTAL 306-VICTIM COORD/LIASON GNT		(15,497.07)	0.00

4/H ACTIVITY CENTER			
=====			
310 101-2000	CLAIM ON CASH-4/H ACTIVITY CNT	16,280.23	
TOTAL 310-4/H ACTIVITY CENTER		16,280.23	0.00

AIRPORT FUND			
=====			
321 101-2000	CLAIM ON CASH-AIRPORT FUND	(229,357.60)	
321 101-3000	CASH IN BANK/AIRPORT DRAFTING	117,612.71	
321 151-1000	TREASURY BILLS		0.00
321 151-1001	TEXPOOL INVESTMENTS		0.00
321 151-1005	LOCAL GOVT. INVEST COOP		0.00
TOTAL 321-AIRPORT FUND		(111,744.89)	0.00

FUND ACCT. NO.	ACCOUNT NAME	CASH	INVESTMENTS
AIRPORT GRANT FUND =====			
322 101-2000	CLAIM ON CASH-AIRPORT GRANT	(35,973.04)	
TOTAL 322-AIRPORT GRANT FUND		(35,973.04)	0.00
AIRPORT CAPITAL PROJECTS =====			
323 101-2000	CLAIM ON CASH-AIRP CAPITAL PRO	0.00	
TOTAL 323-AIRPORT CAPITAL PROJECTS		0.00	0.00
SPECIAL SERVICE FUND =====			
330 101-2000	CLAIM ON CASH-SPECIAL SERVICE	239,164.43	
TOTAL 330-SPECIAL SERVICE FUND		239,164.43	0.00
TXDOT LITTER CONTROL =====			
332 101-2000	CLAIM ON CASH-TXDOT LITTER CON	0.00	
TOTAL 332-TXDOT LITTER CONTROL		0.00	0.00
GANG PREVENTION PROGRAM =====			
334 101-2000	CLAIM ON CASH-GANG PREVENT PRG	0.00	
TOTAL 334-GANG PREV PROG #2332601		0.00	0.00
BORDER SECUR 2010/2011 =====			
335 101-2000	CLAIM ON CASH-BORD SEC 2010/11	0.00	
TOTAL 335-BORDER SECURITY 2010/2011		0.00	0.00
STONEGARDEN GRANT =====			
336 101-2000	CLAIM ON CASH-STONEGARDEN GNT	(36,091.37)	
TOTAL 336-STONEGARDEN 2010SST0-0008		(36,091.37)	0.00

FUND	ACCT. NO.	ACCOUNT NAME	CASH	INVESTMENTS
BYRNE JAG PROGRAM				
=====				
339	101-2000	CLAIM ON CASH-BYRNE JAG PROG	0.00	
TOTAL 339- BYRNE JAG PROGRAM			0.00	0.00
HIGH INTENSITY DRUG TRAF				
=====				
340	101-2000	CLAIM ON CASH-HIGH INTENSITY	(7,326.29)	
TOTAL 340-HIGH INTENSITY DRUG TRAFF			(7,326.29)	0.00
STATE FEE ACCOUNT				
=====				
350	101-2000	CLAIM ON CASH-STATE FEE FD	66,916.66	
TOTAL 350-STATE FEE ACCOUNT			66,916.66	0.00
MENTAL HLTH PEACE OFF FD				
=====				
356	101-2000	CLAIM ON CASH-MENTAL SO/GB	(5,008.87)	
TOTAL 356-MENTAL HEALTH PEACE OFF			(5,008.87)	0.00
BISD SCHOOL RESOURCE OFF				
=====				
358	101-2000	CLAIM ON CASH-BISD SCHL RESOUR	(5,162.45)	
TOTAL 358-BISD SCHOOL RESOURCE OFF			(5,162.45)	0.00
SHERIFF'S FORFEITURE FD				
=====				
360	101-2000	CLAIM ON CASH-SHERIFF FORFEIT	319,776.06	
360	151-1001	TEXPOOL INVESTMENTS		0.00
360	151-1005	LOCAL GOVT. INVEST. COOP.		0.00
TOTAL 360-SHERIFF'S FORFEITURE FUND			319,776.06	0.00
SHERIFF'S DONATION FUND				
=====				
361	101-2000	CLAIM ON CASH-SHERIFF DONATION	508.89	
TOTAL 361-SHERIFF'S DONATION FUND			508.89	0.00

FUND ACCT. NO.	ACCOUNT NAME	CASH	INVESTMENTS
SHER DOJ FEDERAL FORFEIT			
=====			
362 101-2000	CLAIM ON CASH-SO DOJ FED FORFE	365,030.86	
TOTAL 362-SHERIFF DOJ FED. FORFEIT.		365,030.86	0.00
CDA CONTRABAND FORFEITURE			
=====			
370 101-2000	CLAIM ON CASH-CDA CONTRA FORF	699,055.76	
370 151-1005	LOCAL GOVT. INVEST. COOP.		0.00
TOTAL 370-CDA CONTRABAND FORFEITURE		699,055.76	0.00
CDA DOJ EQUITABLE SHARE			
=====			
371 101-2000	CLAIM ON CASH-CDA DOJ EQUIT	1,051.76	
TOTAL 371-CDA DOJ EQUITABLE SHARE		1,051.76	0.00
SHERIFF DOT FEDERAL FORF			
=====			
372 101-2000	CLAIM ON CASH-SO DOT FED FORF.	82,831.55	
TOTAL 372-SHERIFF DOT FEDERAL FORF		82,831.55	0.00
SHERIFF COMMISSARY FUND			
=====			
380 101-2000	CLAIM ON CASH-SHER. COMMISSARY	249,806.39	
TOTAL 380-SHERIFF COMMISSARY FUND		249,806.39	0.00
JUVENILE COMMISSARY FUND			
=====			
390 101-2000	CLAIM ON CASH-JUV COMMISSARY	6,619.05	
TOTAL 390-JUVENILE COMMISSARY FUND		6,619.05	0.00
GOLIAD CO JUV PROB SERV			
=====			
394 101-2000	CLAIM ON CASH-GOLIAD CO JUV PR	(1,635.27)	
TOTAL 394-GOLIAD CO JUV PROB SERV		(1,635.27)	0.00

FUND ACCT. NO.	ACCOUNT NAME	CASH	INVESTMENTS
VISD SRO REIMBURSEMENT			
=====			
395 101-2000	CLAIM ON CASH-VISD SRO REIME	(112,828.87)	
TOTAL 395-VISD SRO REIMBURSEMENT		(112,828.87)	0.00

HEALTH INSURANCE FUND			
=====			
410 101-2000	CLAIM ON CASH-HEALTH INSUR	(11,986.56)	
410 101-3000	CASH IN BANK/BOON CHAPMAN	423.55	
TOTAL 410-HEALTH INSURANCE FUND		(11,563.01)	0.00

EMPLOYEE BENEFIT FUND			
=====			
420 101-2000	CLAIM ON CASH-EMPLOYEE BENEF	8,310.24	
TOTAL 420-EMPLOYEE BENEFIT FUND		8,310.24	0.00

ELECTIONS ADM SPECIAL			
=====			
450 101-2000	CLAIM ON CASH-ELECT ADM SPEC	14,632.45	
TOTAL 450-ELECTIONS ADM SPECIAL		14,632.45	0.00

ELECTIONS CHAPTER 19			
=====			
457 101-2000	CLAIM ON CASH-ELECT CHAPT 19	(1,536.98)	
TOTAL 457-ELECTIONS CHAPTER 19 FD		(1,536.98)	0.00

TAX ASSESSOR SPECIAL			
=====			
499 101-3000	FVNB SPECIAL INVENTORY ACCT.	442,825.28	
TOTAL 499-TAX ASSESSOR SPECIAL		442,825.28	0.00

HISTORICAL COMMISSION			
=====			
500 101-2000	CLAIM ON CASH-HISTORICAL COMM	24,804.89	
TOTAL 500-HISTORICAL COMMISSION		24,804.89	0.00

FUND	ACCT. NO.	ACCOUNT NAME	CASH	INVESTMENTS
CHILD WELFARE BOARD				
=====				
515	101-2000	CLAIM ON CASH-CHILD WELFARE BD	54,167.16	
TOTAL 515-CHILD WELFARE BOARD			54,167.16	0.00
DEBT SERVICE				
=====				
700	101-2000	CLAIM ON CASH-DEBT SERVICE	596,614.34	
TOTAL 700-DEBT SERVICE			596,614.34	0.00
LAW LIBRARY FUND				
=====				
720	101-2000	CLAIM ON CASH-LAW LIBRARY FD	52,093.08	
TOTAL 720-LAW LIBRARY FUND			52,093.08	0.00
CAPITAL PROJECTS FUND				
=====				
770	101-2000	CLAIM ON CASH-CAPITAL PROJECTS	53,133.29	
TOTAL 770-CAPITAL PROJECTS FUND			53,133.29	0.00
VICTORIA HEALTH DEPT				
=====				
800	101-2000	CLAIM ON CASH-HEALTH DEPT	(398,428.98)	
800	101-3000	CASH IN BANK/HLTH 340B DRAFT.	10,023.98	
TOTAL 800-VICTORIA HEALTH DEPT.			(388,405.00)	0.00
TX A&M UNIV HLTH SCIENCE				
=====				
801	101-2000	CLAIM ON CASH-TX A&M HLTH SCI	8,102.55	
TOTAL 801-TX A&M UNIV HLTH SCIENCE			8,102.55	0.00
MEDICAID ADM CLAIM FD				
=====				
802	101-2000	CLAIM ON CASH-MEDICAID ADM CLM	13,123.86	
TOTAL 802-MEDICAID ADM CLAIMS FD			13,123.86	0.00

FUND ACCT. NO.	ACCOUNT NAME	CASH	INVESTMENTS
VICTORIA WIC PROGRAM			
=====			
810 101-2000	CLAIM ON CASH-WIC PROGRAM	(52,040.54)	
TOTAL 810-VICTORIA WIC PROGRAM		(52,040.54)	0.00

NAVARRO PROJECT FUND			
=====			
845 101-2000	CLAIM ON CASH-NAVARRO LEASE	287,889.39	
845 101-3000	CASH/BK NY/INTEREST	0.00	
845 101-3001	CASH/BK NY/PRINCIPAL	0.00	
845 101-3002	CASH/BK NY/PROJECT	0.00	
845 101-3003	CASH/BK NY/RESERVE (2017)	0.00	
TOTAL 845-NAVARRO PROJECT FUND		287,889.39	0.00

FLEXIBLE BENEFITS PLAN			
=====			
870 101-2000	CASH-FLEX BEN-DENTAL,LIFE,VSN	4,832.67	
870 101-3000	CASH IN BANK/PROSPERITY BANK	30,657.26	
TOTAL 870-FLEXIBLE BENEFITS PLAN		35,489.93	0.00

LEOSE FUND			
=====			
880 101-2000	CLAIM ON CASH-LEOSE FUND	47,688.75	
TOTAL 880-LEOSE FUND		47,688.75	0.00

TOTAL CASH AND INVESTMENTS		66,809,764.41	0.00
=====			
*** END OF REPORT ***			
	Pooled Cash	(33,046,865.00)	0.00
		33,762,899.41	0.00

FUND	ACCT. NO.	ACCOUNT NAME	CASH	INVESTMENTS
VICTORIA COUNTY HOSPITAL				
=====				
820	101-1000	HOSPITAL FUND	36,949,529.75	
820	101-2004	CMC 125 PLAN	117,217.43	
820	101-3000	CMC ACCTS PAYABLE	1,529.15	
820	101-4000	CMC PAYROLL	231.99	
820	101-4100	CMC MEDICAL PROFESS #214125768	21,048.61	
820	101-4105	CMC MEDICAL PROFESS #217301213	778,988.46	
820	101-4200	CMC WEIGHT MANAGEMENT CNTR	245,489.68	
820	101-4300	CMC HOME HEALTH AGENCY	232,057.98	
820	101-5001	ARBORETUM NURSE /REHAB/WINNIE	0.00	
820	101-5002	MATAGORDA NURSING & REHAB	211,205.10	
820	101-5003	TWIN PINES NURSING & REHAB	424,492.22	
820	101-5004	SHADY OAKS NURSING & REHAB	79,403.51	
820	101-5005	AMISTAD NURSING & REHAB	0.00	
820	101-5006	GANADO NURSING & REHAB	239,271.91	
820	101-5007	CUERO NURSING & REHAB	181,769.86	
820	101-5008	STEVENS NURSE & REHAB/HALLETTS	212,322.00	
820	101-5009	PORT LAVACA NURSING & REHAB	246,819.80	
820	101-5010	SOUTHBROOKE NURSING & REHAB	154,598.77	
820	101-5011	WHARTON NURSING & REHAB	166,272.30	
820	101-5012	YOAKUM NURSING & REHAB	153,938.31	
820	151-1004	CERTIFICATES OF DEPOSIT		0.00
820	151-1005	LOCAL GOVT. INVEST. COOP.		0.00
TOTAL 820-VICTORIA COUNTY HOSPITAL			40,416,186.83	0.00
			-----	-----
			-----	-----
TOTAL CASH AND INVESTMENTS			40,416,186.83	0.00
			=====	=====

*** END OF REPORT ***

INTEREST EARNED STATEMENT
JULY 2017

FUND	FUND NAME	2014	2015	2016	2017 YR TO DATE	CURRENT MONTH
100	GENERAL FUND	114,629.90	132,753.81	141,158.01	156,910.29	23,281.24
200	ROAD & BRIDGE FUND	21,510.19	22,985.61	25,906.60	30,774.15	4,405.43
700	DEBT SERVICE	12,561.34	2,888.49	2,957.82	3,301.44	521.33
770	CAPITAL PROJECTS	17259.45	16716.80	8,745.15	471.42	46.60
	Sub-Total Budgeted Funds	165,960.88	175,344.71	178,767.58	191,457.30	28,254.60
119	CLERK'S ARCHIVE	0.00	225.59	907.32	1,272.98	225.50
240	DRUG COURTS PROGRAM	68.58	78.21	82.26	92.12	16.83
300	CDA PROCESSING FEE	6.30	67.69	71.58	46.87	4.34
310	4-H ACTIVITY CENTER	96.37	89.05	75.33	82.91	14.28
320	AIRPORT	0.00	0.00	0.00	0.00	0.00
321	AIRPORT	309.41	443.31	452.30	600.88	103.12
330	SPECIAL SERVICE	772.95	1166.83	4351.37	5,396.32	238.21
360	SHERIFF'S FORFEITURE	901.33	594.00	438.82	861.13	331.38
361	SHERIFF'S DONATION	81.08	3.11	0.00	3.89	0.45
362	SHERIFF'S DOJ	0.00	0.00	0.00	1,686.13	321.03
370	CDA CONTRABAND FORFEIT.	3065.17	2236.01	1762.99	2,233.00	613.34
371	CDA DOJ EQUITABLE SHARE	5.10	5.18	5.20	5.55	0.92
372	SHERIFF DOT FED FORFEIT	514.41	489.88	496.00	929.36	72.69
380	SHERIFF COMMISSARY	510.00	679.59	994.68	1,301.23	222.11
390	JUVENILE COMMISSARY	28.70	30.48	31.55	34.50	5.78
410	HEALTH INSURANCE	545.49	1631.10	1165.44	1,021.74	130.18
450	ELECTION ADMINISTRATOR	4.87	50.48	25.19	91.40	13.33
499	TAX ASSESSOR SPECIAL	1396.74	1331.38	1286.14	1,250.20	347.05
500	HISTORICAL COMMISSION	81.75	94.69	101.10	122.40	21.79
800	HEALTH DEPT DRAFTING	0.00	0.00	0.00	23.98	23.98
870	FLEXIBLE BENEFIT PLAN	46.29	53.41	75.17	130.67	24.30
820	HOSPITAL	350535.64	354089.26	232331.08	217,684.85	36,212.54
820	CMC 125 PLAN	201.70	274.40	314.75	502.64	102.88
830	CMC ACCOUNTS PAYABLE	8757.77	9,980.45	8,506.89	7,863.43	1,529.15
840	CMC PAYROLL	1832.92	2,047.24	2,244.93	1,938.68	231.99
820	CMC MEDICAL PROFESSIONAL	0.00	12,823.46	23,236.23	49,752.61	384.85
890	CMC FUNDED DEPRECIATION	7401.06	0.00	0.00	0.00	0.00
820	CMC HOME HEALTH	0.00	0.00	0.00	250.16	162.62
820	CMC WEIGHT MGMT	0.00	0.00	0.00	931.98	203.91
820	CMC NURSING HOMES	112348.78	4,263.58	3,072.85	4,016.86	1,115.63
950	NAVIGATION DISTRICT	31844.73	27,397.88	16,176.19	19,998.72	3,313.70
950	NAVIG CONSTRUCTION 2012A	6761.70	7.58	0.26	0.47	0.09
950	NAVIG. CONSTRUCTION 2015	0.00	6,452.40	40,712.19	40,356.31	6,194.77
950	NAVIG 2012A/B INT& SINKING	7.70	500.96	1,042.11	1,649.32	79.21
950	NAVIG. INTEREST & SINKING	139.97	104.93	33.22	14.10	3.13
	TOTAL	694,227.39	602,556.84	518,760.72	553,604.69	80,519.68