

MINUTES OF COUNTY FINANCES
TREASURER'S REPORT
MONTHLY- SEPTEMBER 2022
Corrected

IN THE MATTER OF COUNTY FINANCES
IN THE HANDS OF PAIGE FOSTER
TREASURER OF VICTORIA COUNTY, TEXAS

COMMISSIONERS' COURT
VICTORIA COUNTY, TEXAS
IN SPECIAL SESSION
REGULAR TERM
DECEMBER 12, 2022

IN ACCORDANCE with Section 114.026, Local Government Code, we, the undersigned, constituting the entire Commissioners Court of said County, certify that on the 12th day of December 2022, at the Special Session of a Regular Term of Court. We compared and examined the monthly report of Paige Foster, Treasurer of Victoria County, Texas, for September 2022, and finding the same correct, entered an order in the Minutes approving said Report, which states total cash and investments on hand as \$114,184,358.22



Danny Garcia, Commissioner Pct. 1

Absent

Gary Burns, Commissioner Pct. 3



Ben Zeller, County Judge




Kevin M. Janak, Commissioner Pct. 2

Absent

Clint C. Ives, Commissioner Pct. 4


SWORN TO AND SUBSCRIBED BEFORE ME, by Ben Zeller, County Judge, and County Commissioners of said Victoria County, each respectively, on this the 12th day of December, A.D., 2022.




Attest: Heidi Easley, County Clerk
By: Belinda Sepulveda
Chief Deputy


FILED FOR RECORD THIS 12th DAY OF December A.D. 2022, and recorded on the 12th day of December, A.D. 2022.





Heidi Easley, County Clerk and
Ex-Officio Clerk of the Commissioners
Court in and for Victoria County, Texas.

By: 
Deputy **Stefanie Tumlinson**



MONTHLY REPORT OF

PAIGE FOSTER, COUNTY TREASURER

VICTORIA COUNTY, TEXAS

FOR THE MONTH OF SEPTEMBER 2022

This report, presented for the approval of the Commissioners' Court, in accordance with Vernon's Texas Codes Annotated, Local Government Code, and Section 83.002 (a) (3), and Title 10, Chapter 2256, Government Code (Public Funds Investment Act), is true and correct to the best of my knowledge and belief, according to the records of this office.

A handwritten signature in cursive script, appearing to read 'Paige Foster', is written over a horizontal line.

PAIGE FOSTER
COUNTY TREASURER

VICTORIA COUNTY
INVESTMENTS ON HAND
SEPTEMBER 30, 2022

FUND	INV. NO.	PURCH DATE	PAR AMOUNT	DESCRIPTION	MAT DATE	CALL DATE	NET YIELD	PURCH PRICE	INDIV FND AMOUNT	TOTAL INVESTMENT	MARKET PRICE	MARKET VALUE
<u>VICTORIA COUNTY</u>												
				L.O.G.I.C. POOL			2.476%			2,296,193.83		2,296,193.83
				CERTIFICATE OF DEPOSIT			2.110%			11,179,704.42		11,179,704.42
				CASH ON HAND-COUNTY FUNDS			0.310%			32,061,896.89		32,061,896.89
				<u>TOTAL COUNTY FUNDS</u>						<u>45,537,795.14</u>		<u>45,537,795.14</u>
<u>CITIZENS MEDICAL CENTER</u>												
				L.O.G.I.C. POOL			0.000%			0.00		0.00
				CERTIFICATE OF DEPOSIT			0.000%			0.00		0.00
BANK BALANCE				CMC NURSING HOMES			0.310%			1,139,930.27		1,139,930.27
				CASH ON HAND-CITIZENS MEDICAL CENTER			0.320%			65,500,397.86		65,500,397.86
				<u>TOTAL HOSPITAL FUNDS</u>						<u>66,640,328.13</u>		<u>66,640,328.13</u>
<u>NAVIGATION DISTRICT</u>												
				CASH ON HAND 2015 CONSTRUCTION			0.000%			0.00		0.00
				CASH ON HAND 2015 INTEREST & SINKING			0.320%			324,631.58		324,631.58
				PROMOTION AND DEVELOPMENT FUND			0.310%			361,013.93		361,013.93
				CASH ON HAND-2012A/B INTEREST/SINKING			0.320%			387,419.96		387,419.96
BANK BALANCE				CASH ON HAND-NAVIGATION DISTRICT			0.310%			933,169.48		933,169.48
				<u>TOTAL NAVIGATION DIST FUNDS</u>						<u>2,006,234.95</u>		<u>2,006,234.95</u>
<u>SUMMARY TOTAL PORTFOLIO</u>												
				TOTAL COUNTY FUNDS						45,537,795.14	39.8809%	45,537,795.14
				TOTAL HOSPITAL FUNDS						66,640,328.13	58.3620%	66,640,328.13
BANK BALANCE				TOTAL NAVIGATION DISTRICT FUNDS						2,006,234.95	1.7570%	2,006,234.95
				<u>TOTAL FUNDS</u>						<u>114,184,358.22</u>	<u>100.00%</u>	<u>114,184,358.22</u>
				CASH ON HAND - ALL FUNDS						100,708,459.97	88.20%	100,708,459.97
				PLEDGED SECURITIES - ALL FUNDS						143,992,900.63		131,409,093.37
				CERTIFICATES OF DEPOSIT						11,179,704.42	9.79%	11,179,704.42
				MONEY MKT MUTUAL FUNDS						0.00	0.00%	0.00
				L.O.G.I.C. POOL						2,296,193.83	2.01%	2,296,193.83
				GOVERNMENT SECURITIES						0.00	0.00%	0.00
				<u>TOTAL INVESTMENTS</u>						<u>13,475,898.25</u>	<u>11.80%</u>	<u>13,475,898.25</u>
				<u>TOTAL PORTFOLIO INCLUDING CASH</u>						<u>114,184,358.22</u>	<u>100.00%</u>	<u>114,184,358.22</u>

3
last page

FUND	ACCT. NO.	ACCOUNT NAME	CASH	INVESTMENTS
POOLED CASH - APCA				
=====				
001	101-2000	POOLED CASH	29,793,073.59	
001	101-2005	POOLED CASH-PAYROLL	0.00	
TOTAL 001-POOLED CASH - APCA			29,793,073.59	0.00
GENERAL FUND				
=====				
100	101-2000	CLAIM ON CASH-GENERAL FUND	8,288,550.90	
100	101-3000	VC CREDIT CARD CLEARING ACCT	125,245.05	
100	151-1003	CERTIFICATE OF DEPOSIT		11,631,000.00
100	151-1005	LOCAL GOVT. INVEST. COOP.		2,291,531.06
TOTAL 100-GENERAL FUND			8,413,795.95	13,922,531.06
EMERGENCY MGMT				
=====				
108	101-2000	CLAIM ON CASH-EMER MGMT	(410,017.27)	
TOTAL 108-EMERGENCY MGMT			(410,017.27)	0.00
LEPC FUND				
=====				
109	101-2000	CLAIM ON CASH-LEPC	15,268.56	
TOTAL 109-LEPC FUND			15,268.56	0.00
J. P. SPECIAL FUND				
=====				
110	101-2000	CLAIM ON CASH-J.P. SPECIAL FD	667.15	
TOTAL 110-J.P. SPECIAL FUND			667.15	0.00
COURT-INITIATED GUARDIANS				
=====				
117	101-2000	CLAIM ON CASH-COURT INITIATED	6,116.65	
TOTAL 117-COURT-INITIATED GUARDIANS			6,116.65	0.00

CASH & INVESTMENTS BY FUND

AS OF: SEPTEMBER 30TH, 2022 SEPTEMBER 30TH, 2022

FUND	ACCT. NO.	ACCOUNT NAME	CASH	INVESTMENTS
COUNTY JURY FUND				
=====				
118	101-2000	CLAIM ON CASH-COUNTY JURY FUND	3,799.24	
TOTAL 118-COUNTY JURY FUND			3,799.24	0.00
CO CLERK ARCHIVE FEE FD				
=====				
119	101-2000	CLAIM ON CASH-CO CLK ARCHIVE	433,857.64	
TOTAL 119-CO CLERK ARCHIVE FEE FD			433,857.64	0.00
RECORDS MANAGEMENT FUND				
=====				
120	101-2000	CLAIM ON CASH-RECORD MGMT	200,125.12	
TOTAL 120-RECORDS MANAGEMENT FUND			200,125.12	0.00
COURTHOUSE SECURITY FUND				
=====				
121	101-2000	CLAIM ON CASH-CRTHSE SECURITY	139,461.97	
TOTAL 121-COURTHOUSE SECURITY FUND			139,461.97	0.00
JUSTICE CT BLDG SECURITY				
=====				
122	101-2000	CLAIM ON CASH-JP CRT BLD SECUR	27,133.82	
TOTAL 122-JUSTICE CT BLDG SECURITY			27,133.82	0.00
DIST. CLERK RECORDS MGMT				
=====				
123	101-2000	CLAIM ON CASH-DIST CLK REC MGT	25,369.05	
TOTAL 123-DIST. CLERK RECORD MGMT			25,369.05	0.00
CO CLERK OF THE COURT				
=====				
124	101-2000	CLAIM ON CASH-CO CLRK OF COUR	55,473.36	
TOTAL 124-CO CLERK OF THE COURT			55,473.36	0.00

CASH & INVESTMENTS BY FUND

AS OF: SEPTEMBER 30TH, 2022 SEPTEMBER 30TH, 2022

FUND	ACCT. NO.	ACCOUNT NAME	CASH	INVESTMENTS
DIST CLERK OF THE COURT				
=====				
125	101-2000	CLAIM ON CASH-DIST CLRK OF CRT	40,867.74	
TOTAL 125-DIST CLERK OF THE COURT			40,867.74	0.00
COURT REPORTER SERVICE				
=====				
126	101-2000	CLAIM ON CASH-CRT REPORTER SRV	26,161.39	
TOTAL 126-COURT REPORTER SERVICE			26,161.39	0.00
COURT FACILITY FEE FUND				
=====				
127	101-2000	CLAIM ON CASH-CRT FACILITY FEE	20,560.92	
TOTAL 127-COURT FACILITY FEE FUND			20,560.92	0.00
CDBG-DR LOCAL BUYOUT				
=====				
128	101-2000	CLAIM ON CASH-CDBG-DR LOCAL BU	(4,315.23)	
TOTAL 128-CDBG-DR LOCAL BUYOUT			(4,315.23)	0.00
LANGUAGE ACCESS FUND				
=====				
129	101-2000	CLAIM ON CASH-LANGUAGE ACCESS	7,731.10	
TOTAL 129-LANGUAGE ACCESS FUND			7,731.10	0.00
PATRIOT PARK DONATION FD				
=====				
140	101-2000	CLAIM ON CASH-PATRIOT PRK DON	3,001.56	
TOTAL 140-PATRIOT PARK DONATION FD			3,001.56	0.00
SHERIFF'S SPECIAL FUND				
=====				
150	101-2000	CLAIM ON CASH-SHERIFFS SPECIAL	0.00	
150	101-3000	PROPERTY TAX SALE ACCOUNT	71,950.34	
TOTAL 150-SHERIFF'S SPECIAL FUND			71,950.34	0.00

CASH & INVESTMENTS BY FUND

AS OF: SEPTEMBER 30TH, 2022 SEPTEMBER 30TH, 2022

FUND ACCT. NO.	ACCOUNT NAME	CASH	INVESTMENTS
CONSTABLE'S SPECIAL FUND			
=====			
155 101-2000	CLAIM ON CASH-CONSTABLES SPEC	0.00	
TOTAL 155-CONSTABLE'S SPECIAL FUND		0.00	0.00
CLERK'S SPECIAL FUND			
=====			
160 101-2000	CLAIM ON CASH-CLERKS SPECIAL	7.00	
TOTAL 160-CLERK'S SPECIAL FUND		7.00	0.00
AMERICAN RESCUE PLAN			
=====			
190 101-2000	CLAIM ON CASH-AMERICAN RESCUE	12,959,622.34	
TOTAL 190-AMERICAN RESCUE PLAN		12,959,622.34	0.00
DR-4586 2021 WINTER WEATH			
=====			
191 101-2000	CLAIM ON CASH-DR-4586 2021 WIN	0.00	
TOTAL 191-DR-4586 2021 WINTER WEATH		0.00	0.00
COVID19			
=====			
192 101-2000	CLAIM ON CASH-COVID19	540,380.68	
TOTAL 192-COVID19		540,380.68	0.00
GULF/MEXICO ENERGY SEC			
=====			
195 101-2000	CLAIM ON CASH-GULF MEXICO ENGY	597,525.23	
TOTAL 195-GULF/MEXICO ENERGY SEC.		597,525.23	0.00
HMGP DR-4332-0149 SO&JAIL			
=====			
196 101-2000	CLAIM ON CASH-HMGP DR-4332-014	0.00	
TOTAL 196-HMGP DR-4332-0149 SO&JAIL		0.00	0.00

CASH & INVESTMENTS BY FUND

AS OF: SEPTEMBER 30TH, 2022 SEPTEMBER 30TH, 2022

FUND ACCT. NO.	ACCOUNT NAME	CASH	INVESTMENTS
FEMA HAZARD MIT FUND			
=====			
197	101-2000 CLAIM ON CASH-FEMA HAZARD MIT	0.00	
TOTAL 197- FEMA HAZARD MIT. FD		0.00	0.00

HURRICANE HARVEY DR#4332			
=====			
198	101-2000 CLAIM ON CASH-HURRICANE HARVEY	(25,785.00)	
198	101-3000 CLAIM ON CASH/GRANT FUND	0.00	
TOTAL 198-HURRICANE HARVEY DR#4332		(25,785.00)	0.00

TXDOT MCCOY RD RECONST			
=====			
199	101-2000 CLAIM ON CASH-TXDOT MCCOY RD	18,830.14	
TOTAL 199-TXDOT MCCOY RD RECONST		18,830.14	0.00

ROAD AND BRIDGE FUND/PCT			
=====			
201	101-2000 CLAIM ON CASH-R&B PCT #1	918,602.75	
TOTAL 201-ROAD & BRIDGE FUND PCT 1		918,602.75	0.00

ROAD AND BRIDGE FUND/PCT			
=====			
202	101-2000 CLAIM ON CASH-R&B PCT #2	1,354,222.03	
TOTAL 202-ROAD & BRIDGE FUND PCT 2		1,354,222.03	0.00

ROAD AND BRIDGE FUND/PCT			
=====			
203	101-2000 CLAIM ON CASH-R&B PCT #3	1,085,507.65	
TOTAL 203-ROAD & BRIDGE FUND PCT 3		1,085,507.65	0.00

ROAD AND BRIDGE FUND/PCT			
=====			
204	101-2000 CLAIM ON CASH-R&B PCT #4	745,296.77	
TOTAL 204-ROAD & BRIDGE FUND PCT 4		745,296.77	0.00

CASH & INVESTMENTS BY FUND

AS OF: SEPTEMBER 30TH, 2022 SEPTEMBER 30TH, 2022

FUND ACCT. NO.	ACCOUNT NAME	CASH	INVESTMENTS
CTIF GRANT FUND			
=====			
210 101-2000	CLAIM ON CASH-CTIF	0.00	
TOTAL 210-CTIF GRANT FUND		0.00	0.00
CAPITAL CREDITS FUND			
=====			
215 101-2000	CLAIM ON CASH-CAPITAL CREDITS	104,583.27	
TOTAL 215-CAPITAL CREDITS FUND		104,583.27	0.00
JUVENILE RESTITUTION			
=====			
221 101-2000	CLAIM ON CASH-JUVEN.RESTITUT.	18.99	
TOTAL 221-JUVENILE RESTITUTION		18.99	0.00
JUVENILE PROBATION FUND			
=====			
231 101-2000	CLAIM ON CASH-JUVEN PROBAT.	(5,812.26)	
TOTAL 231-JUVENILE PROBATION FD		(5,812.26)	0.00
DRUG COURTS PROGRAMS			
=====			
240 101-2000	CLAIM ON CASH-DRUG CRT PROG	0.05	
TOTAL 240-DRUG COURTS PROGRAM		0.05	0.00
24TH JUDICIAL DIST PROB			
=====			
241 101-2000	CLAIM ON CASH-24 JUD DIST PROB	(108.23)	
TOTAL 241-24TH JUDICIAL DIST. PROB		(108.23)	0.00
COUNTY SPECIALTY COURT			
=====			
245 101-2000	CLAIM ON CASH-CNTY SPECIALTY	9,833.13	
TOTAL 245-COUNTY SPECIALTY COURT		9,833.13	0.00

CASH & INVESTMENTS BY FUND

AS OF: SEPTEMBER 30TH, 2022 SEPTEMBER 30TH, 2022

FUND ACCT. NO.	ACCOUNT NAME	CASH	INVESTMENTS
LOCAL TRUANCY PREVENTION			
=====			
280 101-2000	CLAIM ON CASH-LOCAL TRUANCY	27,225.52	
TOTAL 280-LOCAL TRUANCY PREVENTIONS		27,225.52	0.00
JUSTICE TECHNOLOGY FUND			
=====			
281 101-2000	CLAIM ON CASH-JUSTICE TECH.	8,802.17	
TOTAL 281-JUSTICE TECHNOLOGY FD.		8,802.17	0.00
FAMILY PROTECTION FEE FD			
=====			
282 101-2000	CLAIM ON CASH-FAM PROTECT FEE	2,339.51	
TOTAL 282-FAMILY PROTECTION FEE FD		2,339.51	0.00
CO/DIST TECHNOLOGY FD			
=====			
283 101-2000	CLAIM ON CASH-CO/DIST TECHNOL	19,771.45	
TOTAL 283-CO/DIST TECHNOLOGY FD		19,771.45	0.00
CHILD ABUSE PREVENTION			
=====			
286 101-2000	CLAIM ON CASH-CHILD ABUSE PRV	159.47	
TOTAL 286-CHILD ABUSE PREVENTION		159.47	0.00
CDA PROCESSING FEE FUND			
=====			
300 101-2000	CLAIM ON CASH-CDA PROCESS FEE	5,814.06	
TOTAL 300-CDA PROCESSING FEE FUND		5,814.06	0.00
BOND FORFEITURE COMM			
=====			
301 101-2000	CLAIM ON CASH-BOND FORFEITURE	35,785.28	
TOTAL 301-BOND FORFEITURE COMM		35,785.28	0.00

CASH & INVESTMENTS BY FUND

AS OF: SEPTEMBER 30TH, 2022 SEPTEMBER 30TH, 2022

FUND	ACCT. NO.	ACCOUNT NAME	CASH	INVESTMENTS
CDA STATE JUDICIARY FUND				
=====				
302	101-2000	CLAIM ON CASH-CDA STATE JUD.	(993.02)	
TOTAL 302-CDA STATE JUDICIARY FUND			(993.02)	0.00
PRETRIAL INTERVENTION				
=====				
303	101-2000	CLAIM ON CASH-PRETRIAL INTERV	63,287.15	
TOTAL 303-PRETRIAL INTERVENTION			63,287.15	0.00
VICTORIA CNTY CARE COURT				
=====				
304	101-2000	CLAIM ON CASH-CARE COURT	2,276.91	
TOTAL 304-VICTORIA CNTY CARE COURT			2,276.91	0.00
CDA VICTIMS ASSISTANCE GR				
=====				
305	101-2000	CLAIM ON CASH-CDA VICTIMS ASST	(9,626.66)	
TOTAL 305-CDA VICTIMS ASSIST GRANT			(9,626.66)	0.00
VICTIM COORD/LIASON GNT				
=====				
306	101-2000	CLAIM ON CASH-SO VICT COORD	(12,261.64)	
TOTAL 306-VICTIM COORD/LIASON GNT			(12,261.64)	0.00
SCAAP PROGRAM				
=====				
307	101-2000	CLAIM ON CASH-SCAAP PROGRAM	2,815.00	
TOTAL 307-SCAAP PROGRAM			2,815.00	0.00
TEXAS VINE GRANT				
=====				
308	101-2000	CLAIM ON CASH-TX VINE GRANT	(4,648.06)	
TOTAL 308-TEXAS VINE GRANT			(4,648.06)	0.00

CASH & INVESTMENTS BY FUND

AS OF: SEPTEMBER 30TH, 2022 SEPTEMBER 30TH, 2022

FUND	ACCT. NO.	ACCOUNT NAME	CASH	INVESTMENTS
4/H ACTIVITY CENTER				
=====				
310	101-2000	CLAIM ON CASH-4/H ACTIVITY CNT	6,429.76	
TOTAL 310-4/H ACTIVITY CENTER			6,429.76	0.00
AIRPORT FUND				
=====				
321	101-2000	CLAIM ON CASH-AIRPORT FUND	557,930.77	
321	101-3000	CASH IN BANK/AIRPORT DRAFTING	349,570.25	
321	151-1000	TREASURY BILLS		0.00
321	151-1001	TEXPOOL INVESTMENTS		0.00
321	151-1005	LOCAL GOVT. INVEST COOP		0.00
TOTAL 321-AIRPORT FUND			907,501.02	0.00
AIRPORT GRANT FUND				
=====				
322	101-2000	CLAIM ON CASH-AIRPORT GRANT	0.00	
TOTAL 322-AIRPORT GRANT FUND			0.00	0.00
AIRPORT CAPITAL PROJECTS				
=====				
323	101-2000	CLAIM ON CASH-AIRP CAPITAL PRO	216,244.96	
TOTAL 323-AIRPORT CAPITAL PROJECTS			216,244.96	0.00
SPECIAL SERVICE FUND				
=====				
330	101-2000	CLAIM ON CASH-SPECIAL SERVICE	943,124.27	
TOTAL 330-SPECIAL SERVICE FUND			943,124.27	0.00
JAG-REG TASK FORCE APPREH				
=====				
331	101-2000	CLAIM ON CASH-JAG REG TASK FOR	0.00	
TOTAL 331-JAG-REG TASK FORCE APPREH			0.00	0.00

CASH & INVESTMENTS BY FUND

AS OF: SEPTEMBER 30TH, 2022 SEPTEMBER 30TH, 2022

FUND ACCT. NO.	ACCOUNT NAME	CASH	INVESTMENTS
OOG FY 2020 CESF			
=====			
332	101-2000 CLAIM ON CASH-OOG FY2020 CESF	0.00	
TOTAL 332-OOG FY 2020 CESF		0.00	0.00
BJA FY 2020 CESF			
=====			
333	101-2000 CLAIM ON CASH-BJA FY 2020 CESF	0.00	
TOTAL 333-BJA FY 2020 CESF		0.00	0.00
SWB RURAL LAW ENFORCEMENT			
=====			
334	101-2000 CLAIM ON CASH-SWB RURAL LAW EN	0.00	
TOTAL 334-SWB RURAL LAW ENFORCEMENT		0.00	0.00
OPERATION LONE STAR GRANT			
=====			
335	101-2000 CLAIM ON CASH-OPERATION LONE S	(308,932.31)	
TOTAL 335-OPERATION LONE STAR GRANT		(308,932.31)	0.00
STONEGARDEN GRANT			
=====			
336	101-2000 CLAIM ON CASH-STONEGARDEN GNT	(97,878.87)	
TOTAL 336-STONEGARDEN 2010SST0-0008		(97,878.87)	0.00
JAG-LESS LETHAL FORCE			
=====			
337	101-2000 CLAIM ON CASH-JAG LESS LETHAL	0.00	
TOTAL 337-JAG-LESS LETHAL FORCE		0.00	0.00
CLICK IT OR TICKET			
=====			
338	101-2000 CLAIM ON CASH-GCRPC 9-1-1	17,379.68	
TOTAL 338-GCRPC - 9-1-1 ALLOCATION		17,379.68	0.00

CASH & INVESTMENTS BY FUND

AS OF: SEPTEMBER 30TH, 2022 SEPTEMBER 30TH, 2022

FUND ACCT. NO.	ACCOUNT NAME	CASH	INVESTMENTS
BYRNE JAG PROGRAM			
=====			
339 101-2000	CLAIM ON CASH-BYRNE JAG PROG	0.00	
TOTAL 339-BYRNE JAG PROGRAM		0.00	0.00
HIGH INTENSITY DRUG TRAF			
=====			
340 101-2000	CLAIM ON CASH-HIGH INTENSITY	(37,144.56)	
TOTAL 340-HIGH INTENSITY DRUG TRAFF		(37,144.56)	0.00
GCRPC SOLID WASTE GRANT			
=====			
341 101-2000	CLAIM ON CASH-GCRPC SOLID WAST	0.00	
TOTAL 341-GCRPC SOLID WASTE GRNT		0.00	0.00
BODY WORN CAMERA PROG			
=====			
342 101-2000	CLAIM ON CASH-BODY WORN CAMERA	9,155.66	
TOTAL 342-BODY WORN CAMERA PROG		9,155.66	0.00
RIFLE REST BODY ARM GNT			
=====			
343 101-2000	CLAIM ON CASH-RIFLE RESIT BODY	0.00	
TOTAL 343-RIFLE RESIT BODY ARMOR GN		0.00	0.00
FIREFIGHTERS GRANT			
=====			
344 101-2000	CLAIM ON CASH-FIREFIGHTERS GNT	0.00	
TOTAL 344-FIREFIGHTERS GRANT		0.00	0.00
FERAL HOG GRANT			
=====			
345 101-2000	CLAIM ON CASH-FERAL HOG GRANT	0.00	
TOTAL 345-FERAL HOG GRANT		0.00	0.00

CASH & INVESTMENTS BY FUND

AS OF: SEPTEMBER 30TH, 2022 SEPTEMBER 30TH, 2022

FUND	ACCT. NO.	ACCOUNT NAME	CASH	INVESTMENTS
TXCDBG WCID1 BLOOMINGTON				
=====				
346	101-2000	CLAIM ON CASH-WCID1 BLOOMING	0.00	
TOTAL 346-TXCDBG GNT-WCID1 BLOOM.			0.00	0.00
TXCDBG WCID2 PLACEDO				
=====				
347	101-2000	CLAIM ON CASH-WCID2 PLACEDO	17,753.86	
TOTAL 347-TXCDBG GNT- WCID2 PLACEDO			17,753.86	0.00
CDBG HURRICANE HARVEY DR				
=====				
348	101-2000	CLAIM ON CASH-CDBG HUR HARVEY	0.00	
TOTAL 348-CDBG HURRICANE HARVEY DR			0.00	0.00
STATE FEE ACCOUNT				
=====				
350	101-2000	CLAIM ON CASH-STATE FEE FD	145,817.91	
TOTAL 350-STATE FEE ACCOUNT			145,817.91	0.00
PESC MENTAL HEALTH DEPUTY				
=====				
355	101-2000	CLAIM ON CASH-PESC MENTAL HLTH	(1,738.43)	
TOTAL 355-PESC MENTAL HEALTH DEPUTY			(1,738.43)	0.00
MENTAL HLTH PEACE OFF FD				
=====				
356	101-2000	CLAIM ON CASH-MENTAL SO/GB	(40,114.17)	
TOTAL 356-MENTAL HEALTH PEACE OFF			(40,114.17)	0.00
BISD SCHOOL RESOURCE OFF				
=====				
358	101-2000	CLAIM ON CASH-BISD SCHL RESOUR	(26,952.02)	
TOTAL 358-BISD SCHOOL RESOURCE OFF			(26,952.02)	0.00

CASH & INVESTMENTS BY FUND

AS OF: SEPTEMBER 30TH, 2022 SEPTEMBER 30TH, 2022

FUND	ACCT. NO.	ACCOUNT NAME	CASH	INVESTMENTS
SHERIFF'S FORFEITURE FD				
=====				
360	101-2000	CLAIM ON CASH-SHERIFF FORFEIT	689,259.97	
360	151-1001	TEXPOOL INVESTMENTS		0.00
360	151-1005	LOCAL GOVT. INVEST. COOP.		0.00
TOTAL 360-SHERIFF'S FORFEITURE FUND			689,259.97	0.00
SHERIFF'S DONATION FUND				
=====				
361	101-2000	CLAIM ON CASH-SHERIFF DONATION	0.00	
TOTAL 361-SHERIFF'S DONATION FUND			0.00	0.00
SHER DOJ FEDERAL FORFEIT				
=====				
362	101-2000	CLAIM ON CASH-SO DOJ FED FORFE	51,329.01	
TOTAL 362-SHERIFF DOJ FED. FORFEIT.			51,329.01	0.00
CDA CONTRABAND FORFEITURE				
=====				
370	101-2000	CLAIM ON CASH-CDA CONTRA FORF	915,463.08	
370	151-1005	LOCAL GOVT. INVEST. COOP.		0.00
TOTAL 370-CDA CONTRABAND FORFEITURE			915,463.08	0.00
CDA DOJ EQUITABLE SHARE				
=====				
371	101-2000	CLAIM ON CASH-CDA DOJ EQUIT	1,107.59	
TOTAL 371-CDA DOJ EQUITABLE SHARE			1,107.59	0.00
SHERIFF DOT FEDERAL FORF				
=====				
372	101-2000	CLAIM ON CASH-SO DOT FED FORF.	243,900.20	
TOTAL 372-SHERIFF DOT FEDERAL FORF			243,900.20	0.00
SHERIFF COMMISSARY FUND				
=====				
380	101-2000	CLAIM ON CASH-SHER. COMMISSARY	672,676.98	
TOTAL 380-SHERIFF COMMISSARY FUND			672,676.98	0.00

CASH & INVESTMENTS BY FUND

AS OF: SEPTEMBER 30TH, 2022 SEPTEMBER 30TH, 2022

FUND	ACCT. NO.	ACCOUNT NAME	CASH	INVESTMENTS
JUVENILE COMMISSARY FUND				
=====				
390	101-2000	CLAIM ON CASH-JUV COMMISSARY	7,870.19	
TOTAL 390-JUVENILE COMMISSARY FUND			7,870.19	0.00
NATIONAL SCHOOL LUNCH PRG				
=====				
392	101-2000	CLAIM ON CASH-NSLP	(38,461.01)	
TOTAL 392-NATIONAL SCHOOL LUNCH PRG			(38,461.01)	0.00
VISD SRO REIMBURSEMENT				
=====				
395	101-2000	CLAIM ON CASH-VISD SRO REIMB	(92,870.08)	
TOTAL 395-VISD SRO REIMBURSEMENT			(92,870.08)	0.00
HEALTH INSURANCE FUND				
=====				
410	101-2000	CLAIM ON CASH-HEALTH INSUR	(1,399,530.87)	
410	101-3000	CASH IN BANK/BOON CHAPMAN	370.30	
TOTAL 410-HEALTH INSURANCE FUND			(1,399,160.57)	0.00
EMPLOYEE BENEFIT FUND				
=====				
420	101-2000	CLAIM ON CASH-EMPLOYEE BENEF	3,639.32	
TOTAL 420-EMPLOYEE BENEFIT FUND			3,639.32	0.00
ELECTIONS ADM SPECIAL				
=====				
450	101-2000	CLAIM ON CASH-ELECT ADM SPEC	47,255.06	
TOTAL 450-ELECTIONS ADM SPECIAL			47,255.06	0.00
HAVA ELCTN SECURITY GRANT				
=====				
454	101-2000	CLAIM ON CASH-HAVA ELECTN SECU	10,162.53	
TOTAL 454-HAVA ELECTN SECURITY GRNT			10,162.53	0.00

CASH & INVESTMENTS BY FUND

AS OF: SEPTEMBER 30TH, 2022 SEPTEMBER 30TH, 2022

FUND	ACCT. NO.	ACCOUNT NAME	CASH	INVESTMENTS
HELP AMERICA VOTE GRANT				
=====				
455	101-2000	CLAIM ON CASH-HELP AMER VOTE	0.00	
TOTAL 455-HELP AMERICA VOTE GRANT			0.00	0.00
CTCL GRANT				
=====				
456	101-2000	CLAIM ON CASH-CTCL GRANT	0.00	
TOTAL 456-CTCL GRANT			0.00	0.00
ELECTIONS CHAPTER 19				
=====				
457	101-2000	CLAIM ON CASH-ELECT CHAPT 19	0.00	
TOTAL 457-ELECTIONS CHAPTER 19 FD			0.00	0.00
TAX ASSESSOR SPECIAL				
=====				
499	101-3000	SPECIAL INVENTORY ACCT.	782,384.35	
TOTAL 499-TAX ASSESSOR SPECIAL			782,384.35	0.00
HISTORICAL COMMISSION				
=====				
500	101-2000	CLAIM ON CASH-HISTORICAL COMM	18,599.76	
TOTAL 500-HISTORICAL COMMISSION			18,599.76	0.00
TX HIST COMM CLG GRANT				
=====				
505	101-2000	CLAIM ON CASH-TX HIST COMM CL	(5,948.64)	
TOTAL 505-TX HIST COMM CLG GRANT			(5,948.64)	0.00
CHILD WELFARE BOARD				
=====				
515	101-2000	CLAIM ON CASH-CHILD WELFARE BD	19,677.49	
TOTAL 515-CHILD WELFARE BOARD			19,677.49	0.00

CASH & INVESTMENTS BY FUND

AS OF: SEPTEMBER 30TH, 2022 SEPTEMBER 30TH, 2022

FUND	ACCT. NO.	ACCOUNT NAME	CASH	INVESTMENTS
TIDC IMPROVEMENT GRANT				
=====				
520	101-2000	CLAIM ON CASH-TIDC IMPROV GRAN	0.00	
TOTAL 520-TIDC IMPROVEMENT GRANT			0.00	0.00
REBUILD TEXAS FUND				
=====				
550	101-2000	CLAIM ON CASH-REBUILD TX FUND	0.00	
TOTAL 550-REBUILD TEXAS FUND			0.00	0.00
DEBT SERVICE				
=====				
700	101-2000	CLAIM ON CASH-DEBT SERVICE	796,289.90	
TOTAL 700-DEBT SERVICE			796,289.90	0.00
LAW LIBRARY FUND				
=====				
720	101-2000	CLAIM ON CASH-LAW LIBRARY FD	26,878.59	
TOTAL 720-LAW LIBRARY FUND			26,878.59	0.00
CONSTRUCTION RETAINAGE				
=====				
771	101-2000	CLAIM ON CASH-CONSTRN RETAIN	144,734.75	
TOTAL 771-CONSTRUCTION RETAINAGE			144,734.75	0.00
VICTORIA HEALTH DEPT				
=====				
800	101-2000	CLAIM ON CASH-HEALTH DEPT	(1,003,788.61)	
800	101-3000	CASH IN BANK/HLTH 340B DRAFT.	757,455.91	
TOTAL 800-VICTORIA HEALTH DEPT.			(246,332.70)	0.00
TX A&M UNIV HLTH SCIENCE				
=====				
801	101-2000	CLAIM ON CASH-TX A&M HLTH SCI	0.00	
TOTAL 801-TX A&M UNIV HLTH SCIENCE			0.00	0.00

CASH & INVESTMENTS BY FUND

AS OF: SEPTEMBER 30TH, 2022 SEPTEMBER 30TH, 2022

FUND ACCT. NO.	ACCOUNT NAME	CASH	INVESTMENTS
MEDICAID ADM CLAIM FD			
=====			
802 101-2000	CLAIM ON CASH-MEDICAID ADM CLM	60,235.52	
TOTAL 802-MEDICAID ADM CLAIMS FD		60,235.52	0.00
TEXAS HOME VISITING GNT			
=====			
803 101-2000	CLAIM ON CASH-TX HOME VISITING	(104,590.14)	
TOTAL 803-TEXAS HOME VISITING GRANT		(104,590.14)	0.00
HOGG FOUNDATION GRANT			
=====			
804 101-2000	CLAIM ON CASH-HOGG FOUNDAT.	115,540.57	
TOTAL 804-HOGG FOUNDATION GNT		115,540.57	0.00
HURRICANE PUBLIC HLTH GNT			
=====			
805 101-2000	CLAIM ON CASH-HURRICANE PUBLIC	(14,243.37)	
TOTAL 805-HURRICANE PUBLIC HLTH GNT		(14,243.37)	0.00
AMERICARES			
=====			
806 101-2000	CLAIM ON CASH-AMERICARES	0.00	
TOTAL 806-AMERICARES		0.00	0.00
VICTORIA WIC PROGRAM			
=====			
810 101-2000	CLAIM ON CASH-WIC PROGRAM	(120,218.60)	
TOTAL 810-VICTORIA WIC PROGRAM		(120,218.60)	0.00
FLEXIBLE BENEFITS PLAN			
=====			
870 101-2000	CASH-FLEX BEN-DENTAL,LIFE,VSN	24,208.51	
870 101-3000	CASH IN BANK/PROSPERITY BANK	126,884.58	
TOTAL 870-FLEXIBLE BENEFITS PLAN		151,093.09	0.00

CASH & INVESTMENTS BY FUND

AS OF: SEPTEMBER 30TH, 2022 SEPTEMBER 30TH, 2022

FUND ACCT. NO.	ACCOUNT NAME	CASH	INVESTMENTS
LEOSE FUND			
880	101-2000 CLAIM ON CASH-LEOSE FUND	54,496.55	
TOTAL 880-LEOSE FUND		54,496.55	0.00
TOTAL CASH AND INVESTMENTS		61,854,970.48	13,922,531.06

*** END OF REPORT ***

0.00 *

0.00 *

Pooled Cash	(29,793,073.59)	13,922,531.06
	<u>32,061,896.89</u>	<u>13,922,531.06</u>

61,854,970.48 +
 29,793,073.59 -
 32,061,896.89 *

0.00 *

FUND	ACCT. NO.	ACCOUNT NAME	CASH	INVESTMENTS	
VICTORIA COUNTY HOSPITAL					43,197,063.84 +
=====					221,861.18 +
820	101-1000	HOSPITAL FUND	43,197,063.84		9,838,306.45 +
820	101-2004	CMC 125 PLAN	221,861.18		535,004.73 -
820	101-2010	CMC BONDS	9,838,306.45		20,000.00 +
820	101-3000	CMC ACCTS PAYABLE	(535,004.73)		100.00 +
820	101-4000	CMC PAYROLL	20,000.00		5,701,834.92 +
820	101-4100	CMC MEDICAL PROFESS #214125768	100.00		589,843.23 +
820	101-4105	CMC MEDICAL PROFESS #217301213	5,701,834.92		6,471,390.81 +
820	101-4200	CMC WEIGHT MANAGEMENT CNTR	589,843.23		65,505,395.70 * 5
820	101-4300	CMC HOME HEALTH AGENCY	6,471,390.81		
820	101-5001	ARBORETUM NURSE /REHAB/WINNIE	0.00		
820	101-5002	MATAGORDA NURSING & REHAB	13,349.61		13,349.61 +
820	101-5003	TWIN PINES NURSING & REHAB	50,517.28		50,517.28 +
820	101-5004	SHADY OAKS NURSING & REHAB	63,929.22		63,929.22 +
820	101-5005	AMISTAD NURSING & REHAB	0.00		7,654.67 +
820	101-5006	GANADO NURSING & REHAB	7,654.67		2,019.12 +
820	101-5007	CUERO NURSING & REHAB	0.00		6,248.40 +
820	101-5008	STEVENS NURSE & REHAB/HALLETTS	0.00		
820	101-5009	PORT LAVACA NURSING & REHAB	0.00		174,551.18 +
820	101-5010	SOUTHBROOKE NURSING & REHAB	2,019.12		253,677.59 +
820	101-5011	WHARTON NURSING & REHAB	6,248.40		177,781.67 +
820	101-5012	YOAKUM NURSING & REHAB	0.00		109,352.51 +
820	101-5100	CUERO NURSING & REHAB-HUD	174,551.18		210,248.70 +
820	101-5105	STEVENS NURSE & REHAB-HUD	253,677.59		11,182.77 +
820	101-5110	PORT LAVACA NURSE & REHAB-HUD	177,781.67		57,861.21 +
820	101-5115	SOUTHBROOKE NURSE&REHAB-HUD	109,352.51		1,556.34 +
820	101-5120	WHARTON NURSING& REHAB-HUD	210,248.70		1,139,930.27 * 4
820	101-5125	YOAKUM NURSING & REHAB-HUD	0.00		
820	101-5130	MATAGORDA NURSING & REHAB-HUD	11,182.77		
820	101-5135	TWIN PINES NURSING & REHAB-HUD	57,861.21		
820	101-5140	GANADO NURSING & REHAB-HUD	1,556.34		
820	151-1004	CERTIFICATES OF DEPOSIT		0.00	1,139,930.27 +
820	151-1005	LOCAL GOVT. INVEST. COOP.		0.00	65,505,395.70 +
TOTAL 820-VICTORIA COUNTY HOSPITAL			66,645,325.97	0.00	66,645,325.97 *
TOTAL CASH AND INVESTMENTS			66,645,325.97	0.00	0.00 *

*** END OF REPORT ***

CD INVESTMENTS GENERAL FUND

PERIOD ENDING 9/30/2022

ISSUER	CUSIP	BROKER	TERM	% EARN	BOOK VALUE	SETTLE	MATURE	MKT PRICE	MARKET VALUE
STERLING BANK POPLAR BLUFF MO	85916VDL6	MBS	37	1.75%	\$ 245,000.00	9/6/2019	10/6/2022	99.981	\$ 244,953.45
ALMA BANK ASTORIA NY	020080BR7	MBS	36	1.61%	\$ 245,000.00	1/30/2020	2/7/2023	99.312	\$ 243,314.40
WELLS FARGO NATL BANK WEST LAS VEGAS NV	949495AT2	MBS	36	1.91%	\$ 245,000.00	1/30/2020	1/30/2023	99.462	\$ 243,681.90
MORGAN STANLY PRIVATE BANK	61760A6Q7	MBS	36	1.86%	\$ 245,000.00	3/6/2020	1/30/2023	99.439	\$ 243,625.55
LIVE OAK BANKING CO	538036JZ8	MBS	36	1.56%	\$ 245,000.00	3/26/2020	3/6/2023	99.057	\$ 242,689.65
AXOS BANK	05465DAG3	MBS	36	1.61%	\$ 245,000.00	5/14/2021	3/27/2023	98.888	\$ 242,275.60
GREENSTATE CREDIT UNION	39573LBF4	MBS	36	0.470%	\$ 249,000.00	6/3/2021	5/14/2024	94.064	\$ 234,219.36
NEW YORK COMMUNITY BANK	649447UP2	MBS	36	0.370%	\$ 249,000.00	6/3/2021	6/3/2024	93.746	\$ 233,427.54
BANKUNITED NA	066519RV3	MBS	36	1.020%	\$ 249,000.00	12/8/2021	12/9/2024	93.003	\$ 231,577.47
CAPITAL ONE NA	14042RQL8	MBS	36	0.860%	\$ 249,000.00	12/8/2021	12/9/2024	92.725	\$ 230,885.25
AMERICAN FRIST CU	02616AAP4	MBS	36	1.070%	\$ 249,000.00	12/30/2021	12/30/2024	92.910	\$ 231,345.90
FIRST NATIONAL BANK OF AMERICA	32110YVB8	MBS	36	0.970%	\$ 249,000.00	12/30/2021	12/30/2024	92.694	\$ 230,808.06
TEXAS EXCHANGE BANK	88241TNG1	MBS	36	1.440%	\$ 249,000.00	2/4/2022	2/4/2025	93.397	\$ 232,558.53
BEAL BANK	07371AWRO	MBS	36	1.340%	\$ 249,000.00	2/9/2022	2/5/2025	93.167	\$ 231,985.83
AMERANT BANK NA	02357QAR8	MBS	36	1.750%	\$ 249,000.00	2/28/2022	2/28/2025	93.895	\$ 233,798.55
AMERICAN EXPRESS NATL BANK	02589ABM3	MBS	36	1.900%	\$ 247,000.00	3/3/2022	3/3/2025	94.247	\$ 232,790.09
BARCLAYS BANK	06740KPE1	MBS	36	1.800%	\$ 247,000.00	3/16/2022	3/17/2025	93.924	\$ 231,992.28
GOLDMAN SACHS BANK USA 6 MONTH CALLABLE	38179M3A9	MBS	36	2.010%	\$ 249,000.00	3/16/2022	3/17/2025	94.350	\$ 234,931.50
LAFAYETTE FEDERAL CU	50625LAY9	MBS	36	2.310%	\$ 249,000.00	3/30/2022	3/31/2025	94.968	\$ 236,470.32
OCEANFIRST BANK NA	67523TAL7	MBS	24	2.060%	\$ 247,000.00	3/30/2022	4/1/2024	96.781	\$ 239,049.07
SYNCHRONY BANK	87165FJ47	MBS	36	2.260%	\$ 247,000.00	3/31/2022	3/31/2025	94.888	\$ 234,373.36
POPULAR BANK	73317AAV4	MBS	36	2.210%	\$ 247,000.00	4/6/2022	4/7/2025	94.718	\$ 233,953.46
SAFRA NATIONAL BANK	78658RHU8	MBS	24	2.210%	\$ 247,000.00	4/6/2022	4/8/2024	96.969	\$ 239,513.43
ALLY BANK	02007GPJ6	MBS	24	2.060%	\$ 247,000.00	4/7/2022	4/8/2024	96.748	\$ 238,967.56
BMW BANK OF NA	05580AL85	MBS	36	2.610%	\$ 247,000.00	4/8/2022	4/8/2025	95.680	\$ 236,329.60
JPMORGAN CHASE BANK NA	48128WPG4	MBS	36	2.610%	\$ 247,000.00	4/8/2022	4/8/2025	95.684	\$ 236,339.48
FALL RIVER FIVE CENTS SAVINGS BANK	306275BE7	MBS	24	2.260%	\$ 247,000.00	4/18/2022	4/8/2024	96.981	\$ 239,543.07
MORGAN STANLEY BANK NA	61773TDL4	MBS	30	2.440%	\$ 245,000.00	4/20/2022	10/18/2024	96.194	\$ 235,675.30
LEADER BANK NA	52168UHY1	MBS	36	2.660%	\$ 246,000.00	4/22/2022	4/22/2025	95.732	\$ 235,500.72
AMERICU	03065QAD0	MBS	36	2.610%	\$ 249,000.00	4/27/2022	4/28/2025	95.547	\$ 237,912.03
DISCOVER BANK (5649)	254673C46	MBS	36	2.950%	\$ 246,000.00	5/4/2022	5/5/2025	96.396	\$ 237,134.16
BANKERS BANK (23537)	06610RBQ1	MBS	30	2.590%	\$ 247,000.00	5/6/2022	CALLABLE	96.382	\$ 238,063.54
GENERATIONS BANK	37149CAS6	MBS	36	3.050%	\$ 247,000.00	5/6/2022	CALLABLE	96.619	\$ 238,648.93

CD INVESTMENTS GENERAL FUND

PERIOD ENDING 9/30/2022

ISSUER	CUSIP	BROKER	TERM	% EARN	BOOK VALUE	SETTLE	MATURE	MKT PRICE	MARKET VALUE
PRIMEWAY FCU (2131)	741600AP5	MBS	24	2.510%	\$ 249,000.00	5/6/2022	5/6/2024	97.236	\$ 242,117.64
UBS BANK (57565)	90348J3B4	MBS	24	2.910%	\$ 249,000.00	5/11/2022	5/13/2024	97.824	\$ 243,581.76
AMERICAN NATL BANK (26499)	02769QDV8	MBS	24	2.270%	\$ 249,000.00	5/13/2022	5/13/2024	96.809	\$ 241,054.41
JOHN MARSHALL BANK (58243)	47804GHR7	MBS	24	2.560%	\$ 249,000.00	5/13/2022	5/13/2024	97.277	\$ 242,219.73
BRIDGEWATER BANK (58210)	108622MG3	MBS	36	2.860%	\$ 249,000.00	5/18/2022	CALLABLE	96.072	\$ 239,219.28
CAPITAL ONE BANK USA NT (33954)	14042TGE1	MBS	36	3.190%	\$ 246,000.00	5/18/2022	5/19/2025	96.956	\$ 238,511.76
FIRST BANK RICHMOND (28533)	319267JSO	MBS	18	2.290%	\$ 246,000.00	5/20/2022	11/20/2023	97.877	\$ 240,777.42
INSTIUTION FOR SAVINGS (90250)	45780PBL8	MBS	36	3.190%	\$ 247,000.00	5/20/2022	CALLABLE	96.939	\$ 239,439.33
METRO (66364)	59161YAQ9	MBS	30	2.930%	\$ 249,000.00	5/20/2022	11/20/2024	97.028	\$ 241,599.72
CONNEXUS (66538)	20825WAT7	MBS	36	3.100%	\$ 249,000.00	5/26/2022	5/27/2025	96.656	\$ 240,673.44
CARTER FED CR UN	14622LAC6	MBS	36	3.100%	\$ 247,000.00	6/22/2022	6/23/2025	96.564	\$ 238,513.08
BMO HARRIS BANK NATL	05600XGK0	MBS	36	3.290%	\$ 245,000.00	6/24/2022	6/24/2025	97.093	\$ 237,877.85
MERTRUST FED CR UN	59001PAR0	MBS	36	3.290%	\$ 249,000.00	6/29/2022	6/30/2025	97.054	\$ 241,664.46
TRUSTONE FINL CR UN PLYMOUTH MINN SH CTF	89841MAC1	MBS	36	3.160%	\$ 249,000.00	6/29/2022	7/1/2025	98.040	\$ 244,119.60
				2.19%	11,631,000.00			96.127	\$ 11,179,704.42

INTEREST EARNED STATEMENT
SEPTEMBER 2022

FUND	FUND NAME	2019	2020	2021	2022 YR TO DATE
100	GENERAL FUND	587,193.96	394,512.17	213,100.70	177,727.40
200	ROAD & BRIDGE FUND	107,701.21	29,957.88	6,641.81	12,170.37
700	DEBT SERVICE	16,599.52	5,297.82	1,339.85	2,456.72
770	CAPITAL PROJECTS	0.00	0.00	0.00	0.00
	Sub-Total Budgeted Funds	711,494.69	429,767.87	221,082.36	192,354.49
119	CLERK'S ARCHIVE	4809.15	1,339.90	605.35	913.09
150	TAX SALES	552.17	188.95	124.87	179.86
190	AMERICAN RESCUE PLAN	0.00	0.00	13881.20	23,558.66
231	JUVENILE PROBATION	0.00	26.58	49.22	16.52
240	DRUG COURTS PROGRAM	364.14	90.63	1.40	0.73
300	CDA PROCESSING FEE	113.51	56.08	14.61	9.32
310	4-H ACTIVITY CENTER	162.21	41.40	11.65	13.57
320	AIRPORT DRAFTING	351.11	2,580.64	1167.37	1,203.47
321	AIRPORT	4517.73	0.00	0.00	925.37
330	SPECIAL SERVICE	9179.04	2,006.11	1319.83	2,065.86
338	GCRP 911	275.60	459.94	136.95	44.65
360	SHERIFF'S FORFEITURE	9444.59	2,569.35	1080.27	1,489.68
361	SHERIFF'S DONATION	6.08	1.50	0.45	3.42
362	SHERIFF'S DOJ	6544.45	1,712.99	249.02	228.35
370	CDA CONTRABAND FORFEIT.	14327.42	4,629.56	1618.38	2,063.51
371	CDA DOJ EQUITABLE SHARE	23.69	6.32	1.94	2.49
372	SHERIFF DOT FED FORFEIT	2241.60	1,556.92	473.78	600.92
380	SHERIFF COMMISSARY	5771.00	1,516.82	745.34	1,264.27
390	JUVENILE COMMISSARY	155.19	42.12	13.26	17.57
410	HEALTH INSURANCE	2826.58	520.89	568.44	403.35
450	ELECTION ADMINISTRATOR	603.90	112.79	61.77	142.21
454	HAVA SECURITY GRANT	0.00	8.79	30.10	22.89
455	HELP AMERICA VOTE GRANT	0.00	23.10	0.38	0.00
499	TAX ASSESSOR SPECIAL	12336.30	2,132.62	1260.92	1,130.01
500	HISTORICAL COMMISSION	465.73	115.82	34.02	42.41
771	LONG TERM RENO RETAIN	0.00	47.36	9.34	161.20
800	HEALTH DEPT DRAFTING	344.06	134.86	715.64	1,421.54
870	FLEXIBLE BENEFIT PLAN	1462.81	452.24	173.12	228.83
820	HOSPITAL	660159.66	218,255.08	82631.45	92,612.53
820	CMC 125 PLAN	3574.47	919.23	313.85	445.62
830	CMC ACCOUNTS PAYABLE	21179.25	6,180.52	2,125.49	2,845.72
840	CMC PAYROLL	8995.36	2,510.40	663.68	351.04
820	CMC MEDICAL PROFESSIONAL	150498.80	28,373.70	24,229.22	33,425.97
820	CMC HOME HEALTH	45408.24	17,674.68	8,558.03	13,488.43
820	CMC WEIGHT MGMT	9384.11	2,669.80	917.83	1,278.63
820	CMC NURSING HOMES	31354.07	8,031.76	1,875.77	2,448.15
950	NAVIGATION DISTRICT	145379.51	43,977.79	9,119.29	9,894.63
950	NAVIG CONSTRUCTION 2012A	0.23	0.00	0.00	0.00
950	NAVIG. 2015 CONST INT&SINK	78476.12	6,262.51	1,331.82	898.35
950	NAVIG 2012A/B INT& SINKING	9613.21	3,205.40	584.43	1,054.25
950	NAVIG. INTEREST & SINKING	2.84	0.00	0.00	0.00
	TOTAL	1,952,398.62	790,203.02	377,781.84	389,251.56