


MINUTES OF COUNTY FINANCES
TREASURER'S REPORT
MONTHLY- JANUARY 2022


IN THE MATTER OF COUNTY FINANCES
IN THE HANDS OF SEAN KENNEDY
TREASURER OF VICTORIA COUNTY, TEXAS

COMMISSIONERS' COURT
VICTORIA COUNTY, TEXAS
IN SPECIAL SESSION
REGULAR TERM
FEBRUARY 2022


IN ACCORDANCE with Section 114.026, Local Government Code, we, the undersigned, constituting the entire Commissioners Court of said County, certify that on the 22nd day of February 2022, at the Special Session of a Regular Term of Court. We compared and examined the monthly report of Sean Kennedy, Treasurer of Victoria County, Texas, for January 2022, and finding the same correct, entered an order in the Minutes approving said Report, which states total cash and investments on hand as \$130,330,868.33




Danny Garcia, Commissioner Pct. 1




Ben Zeller, County Judge



Kevin M. Janak, Commissioner Pct. 2





Gary Burns, Commissioner Pct. 3



Clint C. Ives, Commissioner Pct. 4

SWORN TO AND SUBSCRIBED BEFORE ME, by Ben Zeller, County Judge, and County Commissioners of said Victoria County, each respectively, on this the 22nd day of February, A.D., 2022.







Attest: Heidi Easley, County Clerk

FILED FOR RECORD THIS 22 DAY OF FEBRUARY A.D. 2022, and recorded on the 22 day of February, A.D. 2022.





Heidi Easley, County Clerk and
Ex-Officio Clerk of the Commissioners
Court in and for Victoria County, Texas.

By: 
Deputy



MONTHLY REPORT OF

SEAN KENNEDY, COUNTY TREASURER

VICTORIA COUNTY, TEXAS

FOR THE MONTH OF JANUARY 2022

This report, presented for the approval of the Commissioners' Court, in accordance with Vernon's Texas Codes Annotated, Local Government Code, and Section 83.002 (a) (3), and Title 10, Chapter 2256, Government Code (Public Funds Investment Act), is true and correct to the best of my knowledge and belief, according to the records of this office.


SEAN KENNEDY
COUNTY TREASURER

VICTORIA COUNTY
INVESTMENTS ON HAND
JANUARY 31, 2022

FUND	INV. NO.	PURCH DATE	PAR AMOUNT	DESCRIPTION	MAT DATE	CALL DATE	NET YIELD	PURCH PRICE	INDIV/FND AMOUNT	TOTAL INVESTMENT	MARKET PRICE	MARKET VALUE
<u>VICTORIA COUNTY</u>												
				L.O.G.I.C. POOL			0.0889%			2,289,881.72		2,289,881.72
				CERTIFICATE OF DEPOSIT			1.810%			7,819,000.00		7,819,000.00
				CASH ON HAND-COUNTY FUNDS			0.3000%			43,639,227.91		43,639,227.91
				<u>TOTAL COUNTY FUNDS</u>						<u>53,748,109.63</u>		<u>53,748,109.63</u>
<u>CITIZENS MEDICAL CENTER</u>												
				L.O.G.I.C. POOL			0.0000%			0.00		0.00
				CERTIFICATE OF DEPOSIT			0.0000%			0.00		0.00
				CMC NURSING HOMES			0.3000%			859,625.04		859,625.04
				CASH ON HAND-CITIZENS MEDICAL CENTER			0.3000%			68,695,430.08		68,695,430.08
				<u>TOTAL HOSPITAL FUNDS</u>						<u>69,555,055.12</u>		<u>69,555,055.12</u>
<u>NAVIGATION DISTRICT</u>												
				CASH ON HAND 2015 CONSTRUCTION			0.3000%			102.52		102.52
				CASH ON HAND 2015 INTEREST & SINKING			0.3000%			501,069.56		501,069.56
				PROMOTION AND DEVELOPMENT FUND			0.3000%			374,086.25		374,086.25
				CASH ON HAND-2012A/B INTEREST/SINKING			0.3000%			585,567.75		585,567.75
				CASH ON HAND-NAVIGATION DISTRICT			0.3000%			5,566,877.50		5,566,877.50
				<u>TOTAL NAVIGATION DIST FUNDS</u>						<u>7,027,703.58</u>		<u>7,027,703.58</u>
<u>BANK BALANCE</u>												
<u>SUMMARY TOTAL PORTFOLIO</u>												
										53,748,109.63	41.2397%	53,748,109.63
										69,555,055.12	53.3681%	69,555,055.12
										7,027,703.58	5.3922%	7,027,703.58
<u>TOTAL HOSPITAL FUNDS</u>										<u>130,330,868.33</u>	<u>100.00%</u>	<u>130,330,868.33</u>
<u>TOTAL NAVIGATION DISTRICT FUNDS</u>										<u>130,330,868.33</u>	<u>100.00%</u>	<u>130,330,868.33</u>
<u>TOTAL FUNDS</u>										<u>130,330,868.33</u>	<u>100.00%</u>	<u>130,330,868.33</u>
<u>BANK BALANCE</u>												
										120,221,986.61	92.24%	120,221,986.61
										148,916,254.86		150,063,442.40
<u>CASH ON HAND - ALL FUNDS</u>										<u>120,221,986.61</u>	<u>92.24%</u>	<u>120,221,986.61</u>
<u>PLEDGED SECURITIES - ALL FUNDS</u>										<u>148,916,254.86</u>		<u>150,063,442.40</u>
<u>CERTIFICATES OF DEPOSIT</u>												
										7,819,000.00	6.00%	7,819,000.00
										0.00	0.00%	0.00
<u>MONEY MKT MUTUAL FUNDS</u>										<u>2,289,881.72</u>	<u>1.76%</u>	<u>2,289,881.72</u>
<u>L.O.G.I.C. POOL</u>										<u>0.00</u>	<u>0.00%</u>	<u>0.00</u>
<u>GOVERNMENT SECURITIES</u>										<u>10,108,881.72</u>	<u>7.76%</u>	<u>10,108,881.72</u>
<u>TOTAL INVESTMENTS</u>										<u>130,330,868.33</u>	<u>100.00%</u>	<u>130,330,868.33</u>
<u>TOTAL PORTFOLIO INCLUDING CASH</u>										<u>130,330,868.33</u>	<u>100.00%</u>	<u>130,330,868.33</u>

CASH & INVESTMENTS BY FUND

AS OF: JANUARY 31ST, 2022

FUND ACCT. NO.	ACCOUNT NAME	CASH	INVESTMENTS
POOLED CASH - APCA			
=====			
001 101-2000	POOLED CASH	42,471,786.31	
001 101-2005	POOLED CASH-PAYROLL	0.00	
		-----	-----
TOTAL 001-POOLED CASH - APCA		42,471,786.31	0.00
		-----	-----
GENERAL FUND			
=====			
100 101-2000	CLAIM ON CASH-GENERAL FUND	21,737,156.66	
100 101-3000	VC CREDIT CARD CLEARING ACCT	115,033.12	
100 151-1003	CERTIFICATE OF DEPOSIT		7,819,000.00
100 151-1005	LOCAL GOVT. INVEST. COOP.		2,278,881.72
		-----	-----
TOTAL 100-GENERAL FUND		21,852,189.78	10,097,881.72
		-----	-----
EMERGENCY MGMT			
=====			
108 101-2000	CLAIM ON CASH-EMER MGMT	(298,742.42)	
		-----	-----
TOTAL 108-EMERGENCY MGMT		(298,742.42)	0.00
		-----	-----
LEPC FUND			
=====			
109 101-2000	CLAIM ON CASH-LEPC	16,768.56	
		-----	-----
TOTAL 109-LEPC FUND		16,768.56	0.00
		-----	-----
J. P. SPECIAL FUND			
=====			
110 101-2000	CLAIM ON CASH-J.P. SPECIAL FD	258.36	
		-----	-----
TOTAL 110-J.P. SPECIAL FUND		258.36	0.00
		-----	-----
COURT-INITIATED GUARDIANS			
=====			
117 101-2000	CLAIM ON CASH-COURT INITIATED	600.00	
		-----	-----
TOTAL 117-COURT-INITIATED GUARDIANS		600.00	0.00
		-----	-----

FUND ACCT. NO.	ACCOUNT NAME	CASH	INVESTMENTS
COUNTY JURY FUND			
=====			
118 101-2000	CLAIM ON CASH-COUNTY JURY FUND	1,727.01	
		-----	-----
	TOTAL 118-COUNTY JURY FUND	1,727.01	0.00
		-----	-----
CO CLERK ARCHIVE FEE FD			
=====			
119 101-2000	CLAIM ON CASH-CO CLK ARCHIVE	381,201.57	
		-----	-----
	TOTAL 119-CO CLERK ARCHIVE FEE FD	381,201.57	0.00
		-----	-----
RECORDS MANAGEMENT FUND			
=====			
120 101-2000	CLAIM ON CASH-RECORD MGMT	153,452.28	
		-----	-----
	TOTAL 120-RECORDS MANAGEMENT FUND	153,452.28	0.00
		-----	-----
COURTHOUSE SECURITY FUND			
=====			
121 101-2000	CLAIM ON CASH-CRTHSE SECURITY	131,222.43	
		-----	-----
	TOTAL 121-COURTHOUSE SECURITY FUND	131,222.43	0.00
		-----	-----
JUSTICE CT BLDG SECURITY			
=====			
122 101-2000	CLAIM ON CASH-JP CRT BLD SECUR	43,394.20	
		-----	-----
	TOTAL 122-JUSTICE CT BLDG SECURITY	43,394.20	0.00
		-----	-----
DIST. CLERK RECORDS MGMT			
=====			
123 101-2000	CLAIM ON CASH-DIST CLK REC MGT	5,103.51	
		-----	-----
	TOTAL 123-DIST. CLERK RECORD MGMT	5,103.51	0.00
		-----	-----
CO CLERK OF THE COURT			
=====			
124 101-2000	CLAIM ON CASH-CO CLRK OF COUR	34,011.97	
		-----	-----
	TOTAL 124-CO CLERK OF THE COURT	34,011.97	0.00
		-----	-----

FUND ACCT. NO.	ACCOUNT NAME	CASH	INVESTMENTS
DIST CLERK OF THE COURT			
=====			
125 101-2000	CLAIM ON CASH-DIST CLRK OF CRT	6,404.52	
		-----	-----
	TOTAL 125-DIST CLERK OF THE COURT	6,404.52	0.00
		-----	-----
COURT REPORTER SERVICE			
=====			
126 101-2000	CLAIM ON CASH-CRT REPORTER SRV	1,790.00	
		-----	-----
	TOTAL 126-COURT REPORTER SERVICE	1,790.00	0.00
		-----	-----
COURT FACILITY FEE FUND			
=====			
127 101-2000	CLAIM ON CASH-CRT FACILITY FEE	1,180.00	
		-----	-----
	TOTAL 127-COURT FACILITY FEE FUND	1,180.00	0.00
		-----	-----
CDBG-DR LOCAL BUYOUT			
=====			
128 101-2000	CLAIM ON CASH-CDBG-DR LOCAL BU	0.00	
		-----	-----
	TOTAL 128-CDBG-DR LOCAL BUYOUT	0.00	0.00
		-----	-----
LANGUAGE ACCESS FUND			
=====			
129 101-2000	CLAIM ON CASH-LANGUAGE ACCESS	555.00	
		-----	-----
	TOTAL 129-LANGUAGE ACCESS FUND	555.00	0.00
		-----	-----
PATRIOT PARK DONATION FD			
=====			
140 101-2000	CLAIM ON CASH-PATRIOT PRK DON	3,001.56	
		-----	-----
	TOTAL 140-PATRIOT PARK DONATION FD	3,001.56	0.00
		-----	-----
SHERIFF'S SPECIAL FUND			
=====			
150 101-2000	CLAIM ON CASH-SHERIFFS SPECIAL	0.00	
150 101-3000	PROPERTY TAX SALE ACCOUNT	69,211.92	
		-----	-----
	TOTAL 150-SHERIFF'S SPECIAL FUND	69,211.92	0.00
		-----	-----

FUND ACCT. NO.	ACCOUNT NAME	CASH	INVESTMENTS
CONSTABLE'S SPECIAL FUND			
=====			
155 101-2000	CLAIM ON CASH-CONSTABLES SPEC	0.00	
TOTAL 155-CONSTABLE'S SPECIAL FUND		0.00	0.00

CLERK'S SPECIAL FUND			
=====			
160 101-2000	CLAIM ON CASH-CLERKS SPECIAL	95.00	
TOTAL 160-CLERK'S SPECIAL FUND		95.00	0.00

AMERICAN RESCUE PLAN			
=====			
190 101-2000	CLAIM ON CASH-AMERICAN RESCUE	8,355,673.07	
TOTAL 190-AMERICAN RESCUE PLAN		8,355,673.07	0.00

DR-4586 2021 WINTER WEATH			
=====			
191 101-2000	CLAIM ON CASH-DR-4586 2021 WIN	0.00	
TOTAL 191-DR-4586 2021 WINTER WEATH		0.00	0.00

COVID19			
=====			
192 101-2000	CLAIM ON CASH-COVID19	555,187.74	
TOTAL 192-COVID19		555,187.74	0.00

GULF/MEXICO ENERGY SEC			
=====			
195 101-2000	CLAIM ON CASH-GULF MEXICO ENGY	501,151.64	
TOTAL 195-GULF/MEXICO ENERGY SEC.		501,151.64	0.00

HMGP DR-4332-0149 SO&JAIL			
=====			
196 101-2000	CLAIM ON CASH-HMGP DR-4332-014	0.00	
TOTAL 196-HMGP DR-4332-0149 SO&JAIL		0.00	0.00

CASH & INVESTMENTS BY FUND

AS OF: JANUARY 31ST, 2022 JANUARY 31ST, 2022

FUND ACCT. NO.	ACCOUNT NAME	CASH	INVESTMENTS
FEMA HAZARD MIT FUND			
=====			
197	101-2000 CLAIM ON CASH-FEMA HAZARD MIT	0.00	
TOTAL 197- FEMA HAZARD MIT. FD		0.00	0.00

HURRICANE HARVEY DR#4332			
=====			
198	101-2000 CLAIM ON CASH-HURRICANE HARVEY	0.00	
198	101-3000 CLAIM ON CASH/GRANT FUND	0.00	
TOTAL 198-HURRICANE HARVEY DR#4332		0.00	0.00

TXDOT MCCOY RD RECONST			
=====			
199	101-2000 CLAIM ON CASH-TXDOT MCCOY RD	(5,042.68)	
TOTAL 199-TXDOT MCCOY RD RECONST		(5,042.68)	0.00

ROAD AND BRIDGE FUND/PCT			
=====			
201	101-2000 CLAIM ON CASH-R&B PCT #1	1,324,428.26	
TOTAL 201-ROAD & BRIDGE FUND PCT 1		1,324,428.26	0.00

ROAD AND BRIDGE FUND/PCT			
=====			
202	101-2000 CLAIM ON CASH-R&B PCT #2	1,754,420.90	
TOTAL 202-ROAD & BRIDGE FUND PCT 2		1,754,420.90	0.00

ROAD AND BRIDGE FUND/PCT			
=====			
203	101-2000 CLAIM ON CASH-R&B PCT #3	1,673,411.47	
TOTAL 203-ROAD & BRIDGE FUND PCT 3		1,673,411.47	0.00

ROAD AND BRIDGE FUND/PCT			
=====			
204	101-2000 CLAIM ON CASH-R&B PCT #4	1,401,094.98	
TOTAL 204-ROAD & BRIDGE FUND PCT 4		1,401,094.98	0.00

FUND ACCT. NO.	ACCOUNT NAME	CASH	INVESTMENTS
CTIF GRANT FUND			
=====			
210 101-2000	CLAIM ON CASH-CTIF	(37,863.69)	
TOTAL 210-CTIF GRANT FUND		(37,863.69)	0.00

CAPITAL CREDITS FUND			
=====			
215 101-2000	CLAIM ON CASH-CAPITAL CREDITS	50,548.74	
TOTAL 215-CAPITAL CREDITS FUND		50,548.74	0.00

JUVENILE RESTITUTION			
=====			
221 101-2000	CLAIM ON CASH-JUVEN.RESTITUT.	18.93	
TOTAL 221-JUVENILE RESTITUTION		18.93	0.00

JUVENILE PROBATION FUND			
=====			
231 101-2000	CLAIM ON CASH-JUVEN.PROBAT.	(97,415.55)	
TOTAL 231-JUVENILE PROBATION FD		(97,415.55)	0.00

DRUG COURTS PROGRAMS			
=====			
240 101-2000	CLAIM ON CASH-DRUG CRT PROG	606.75	
TOTAL 240-DRUG COURTS PROGRAM		606.75	0.00

24TH JUDICIAL DIST PROB			
=====			
241 101-2000	CLAIM ON CASH-24 JUD DIST PROB	(142.48)	
TOTAL 241-24TH JUDICIAL DIST. PROB		(142.48)	0.00

COUNTY SPECIALTY COURT			
=====			
245 101-2000	CLAIM ON CASH-CNTY SPECIALTY	7,794.31	
TOTAL 245-COUNTY SPECIALTY COURT		7,794.31	0.00

FUND ACCT. NO.	ACCOUNT NAME	CASH	INVESTMENTS
LOCAL TRUANCY PREVENTION			
=====			
280 101-2000	CLAIM ON CASH-LOCAL TRUANCY	20,018.93	
		-----	-----
	TOTAL 280-LOCAL TRUANCY PREVENTIONS	20,018.93	0.00
		-----	-----
JUSTICE TECHNOLOGY FUND			
=====			
281 101-2000	CLAIM ON CASH-JUSTICE TECH.	2,444.90	
		-----	-----
	TOTAL 281-JUSTICE TECHNOLOGY FD.	2,444.90	0.00
		-----	-----
FAMILY PROTECTION FEE FD			
=====			
282 101-2000	CLAIM ON CASH-FAM PROTECT FEE	530.75	
		-----	-----
	TOTAL 282-FAMILY PROTECTION FEE FD	530.75	0.00
		-----	-----
CO/DIST TECHNOLOGY FD			
=====			
283 101-2000	CLAIM ON CASH-CO/DIST TECHNOL	21,092.51	
		-----	-----
	TOTAL 283-CO/DIST TECHNOLOGY FD	21,092.51	0.00
		-----	-----
CHILD ABUSE PREVENTION			
=====			
286 101-2000	CLAIM ON CASH-CHILD ABUSE PRV	129.44	
		-----	-----
	TOTAL 286-CHILD ABUSE PREVENTION	129.44	0.00
		-----	-----
CDA PROCESSING FEE FUND			
=====			
300 101-2000	CLAIM ON CASH-CDA PROCESS FEE	2,573.05	
		-----	-----
	TOTAL 300-CDA PROCESSING FEE FUND	2,573.05	0.00
		-----	-----
BOND FORFEITURE COMM			
=====			
301 101-2000	CLAIM ON CASH-BOND FORFEITURE	34,943.67	
		-----	-----
	TOTAL 301-BOND FORFEITURE COMM	34,943.67	0.00
		-----	-----

FUND ACCT. NO.	ACCOUNT NAME	CASH	INVESTMENTS
CDA STATE JUDICIARY FUND =====			
302 101-2000	CLAIM ON CASH-CDA STATE JUD.	508.45	
TOTAL 302-CDA STATE JUDICIARY FUND		508.45	0.00
PRETRIAL INTERVENTION =====			
303 101-2000	CLAIM ON CASH-PRETRIAL INTERV	46,925.59	
TOTAL 303-PRETRIAL INTERVENTION		46,925.59	0.00
VICTORIA CNTY CARE COURT =====			
304 101-2000	CLAIM ON CASH-CARE COURT	1,000.00	
TOTAL 304-VICTORIA CNTY CARE COURT		1,000.00	0.00
CDA VICTIMS ASSISTANCE GR =====			
305 101-2000	CLAIM ON CASH-CDA VICTIMS ASST	(15,685.34)	
TOTAL 305-CDA VICTIMS ASSIST GRANT		(15,685.34)	0.00
VICTIM COORD/LIASON GNT =====			
306 101-2000	CLAIM ON CASH-SO VICT COORD	(10,639.05)	
TOTAL 306-VICTIM COORD/LIASON GNT		(10,639.05)	0.00
SCAAP PROGRAM =====			
307 101-2000	CLAIM ON CASH-SCAAP PROGRAM	2,815.00	
TOTAL 307-SCAAP PROGRAM		2,815.00	0.00
TEXAS VINE GRANT =====			
308 101-2000	CLAIM ON CASH-TX VINE GRANT	0.00	
TOTAL 308-TEXAS VINE GRANT		0.00	0.00

FUND	ACCT. NO.	ACCOUNT NAME	CASH	INVESTMENTS
4/H ACTIVITY CENTER				
=====				
310	101-2000	CLAIM ON CASH-4/H ACTIVITY CNT	6,123.15	
			-----	-----
		TOTAL 310-4/H ACTIVITY CENTER	6,123.15	0.00
			-----	-----
AIRPORT FUND				
=====				
321	101-2000	CLAIM ON CASH-AIRPORT FUND	839,358.11	
321	101-3000	CASH IN BANK/AIRPORT DRAFTING	209,075.00	
321	151-1000	TREASURY BILLS		0.00
321	151-1001	TEXPOOL INVESTMENTS		0.00
321	151-1005	LOCAL GOVT. INVEST COOP		0.00
			-----	-----
		TOTAL 321-AIRPORT FUND	1,048,433.11	0.00
			-----	-----
AIRPORT GRANT FUND				
=====				
322	101-2000	CLAIM ON CASH-AIRPORT GRANT	0.00	
			-----	-----
		TOTAL 322-AIRPORT GRANT FUND	0.00	0.00
			-----	-----
AIRPORT CAPITAL PROJECTS				
=====				
323	101-2000	CLAIM ON CASH-AIRP CAPITAL PRO	257,349.03	
			-----	-----
		TOTAL 323-AIRPORT CAPITAL PROJECTS	257,349.03	0.00
			-----	-----
SPECIAL SERVICE FUND				
=====				
330	101-2000	CLAIM ON CASH-SPECIAL SERVICE	820,241.36	
			-----	-----
		TOTAL 330-SPECIAL SERVICE FUND	820,241.36	0.00
			-----	-----
JAG-REG TASK FORCE APPREH				
=====				
331	101-2000	CLAIM ON CASH-JAG REG TASK FOR	0.00	
			-----	-----
		TOTAL 331-JAG-REG TASK FORCE APPREH	0.00	0.00
			-----	-----

FUND ACCT. NO.	ACCOUNT NAME	CASH	INVESTMENTS
OOG FY 2020 CESF			
=====			
332 101-2000	CLAIM ON CASH-OOG FY2020 CESF	0.00	
		-----	-----
TOTAL 332-OOG FY 2020 CESF		0.00	0.00
		-----	-----
BJA FY 2020 CESF			
=====			
333 101-2000	CLAIM ON CASH-BJA FY 2020 CESF	(5,527.89)	
		-----	-----
TOTAL 333-BJA FY 2020 CESF		(5,527.89)	0.00
		-----	-----
SWB RURAL LAW ENFORCEMENT			
=====			
334 101-2000	CLAIM ON CASH-SWB RURAL LAW EN	0.00	
		-----	-----
TOTAL 334-SWB RURAL LAW ENFORCEMENT		0.00	0.00
		-----	-----
OPERATION LONE STAR GRANT			
=====			
335 101-2000	CLAIM ON CASH-OPERATION LONE S	0.00	
		-----	-----
TOTAL 335-OPERATION LONE STAR GRANT		0.00	0.00
		-----	-----
STONEGARDEN GRANT			
=====			
336 101-2000	CLAIM ON CASH-STONEGARDEN GNT	(52,247.21)	
		-----	-----
TOTAL 336-STONEGARDEN 2010SST0-0008		(52,247.21)	0.00
		-----	-----
JAG-LESS LETHAL FORCE			
=====			
337 101-2000	CLAIM ON CASH-JAG LESS LETHAL	0.00	
		-----	-----
TOTAL 337-JAG-LESS LETHAL FORCE		0.00	0.00
		-----	-----
CLICK IT OR TICKET			
=====			
338 101-2000	CLAIM ON CASH-GCRPC 9-1-1	20,904.70	
		-----	-----
TOTAL 338-GCRPC - 9-1-1 ALLOCATION		20,904.70	0.00
		-----	-----

FUND ACCT. NO.	ACCOUNT NAME	CASH	INVESTMENTS
BYRNE JAG PROGRAM			
=====			
339	101-2000 CLAIM ON CASH-BYRNE JAG PROG	0.00	
		-----	-----
	TOTAL 339-BYRNE JAG PROGRAM	0.00	0.00
		-----	-----
HIGH INTENSITY DRUG TRAF			
=====			
340	101-2000 CLAIM ON CASH-HIGH INTENSITY	(25,134.58)	
		-----	-----
	TOTAL 340-HIGH INTENSITY DRUG TRAFF	(25,134.58)	0.00
		-----	-----
GCRPC SOLID WASTE GRANT			
=====			
341	101-2000 CLAIM ON CASH-GCRPC SOLID WAST	0.00	
		-----	-----
	TOTAL 341-GCRPC SOLID WASTE GRNT	0.00	0.00
		-----	-----
RIFLE RESIT BODY ARM GNT			
=====			
343	101-2000 CLAIM ON CASH-RIFLE RESIT BODY	0.00	
		-----	-----
	TOTAL 343-RIFLE RESIT BODY ARMOR GN	0.00	0.00
		-----	-----
FIREFIGHTERS GRANT			
=====			
344	101-2000 CLAIM ON CASH-FIREFIGHTERS GNT	3,400.00	
		-----	-----
	TOTAL 344-FIREFIGHTERS GRANT	3,400.00	0.00
		-----	-----
FERAL HOG GRANT			
=====			
345	101-2000 CLAIM ON CASH-FERAL HOG GRANT	(3,343.84)	
		-----	-----
	TOTAL 345-FERAL HOG GRANT	(3,343.84)	0.00
		-----	-----
TXCDBG WCID1 BLOOMINGTON			
=====			
346	101-2000 CLAIM ON CASH-WCID1 BLOOMING	0.00	
		-----	-----
	TOTAL 346-TXCDBG GNT-WCID1 BLOOM.	0.00	0.00
		-----	-----

FUND ACCT. NO.	ACCOUNT NAME	CASH	INVESTMENTS
TXCDBG WCID2 PLACEDO			
=====			
347 101-2000	CLAIM ON CASH-WCID2 PLACEDO	11,603.86	
		-----	-----
	TOTAL 347-TXCDBG GNT- WCID2 PLACEDO	11,603.86	0.00
		-----	-----
CDBG HURRICANE HARVEY DR			
=====			
348 101-2000	CLAIM ON CASH-CDBG HUR HARVEY	(492,629.60)	
		-----	-----
	TOTAL 348-CDBG HURRICANE HARVEY DR	(492,629.60)	0.00
		-----	-----
STATE FEE ACCOUNT			
=====			
350 101-2000	CLAIM ON CASH-STATE FEE FD	61,415.99	
		-----	-----
	TOTAL 350-STATE FEE ACCOUNT	61,415.99	0.00
		-----	-----
PESC MENTAL HEALTH DEPUTY			
=====			
355 101-2000	CLAIM ON CASH-PESC MENTAL HLTH	(791.27)	
		-----	-----
	TOTAL 355-PESC MENTAL HEALTH DEPUTY	(791.27)	0.00
		-----	-----
MENTAL HLTH PEACE OFF FD			
=====			
356 101-2000	CLAIM ON CASH-MENTAL SO/GB	(81,245.83)	
		-----	-----
	TOTAL 356-MENTAL HEALTH PEACE OFF	(81,245.83)	0.00
		-----	-----
BISD SCHOOL RESOURCE OFF			
=====			
358 101-2000	CLAIM ON CASH-BISD SCHL RESOUR	(11,826.27)	
		-----	-----
	TOTAL 358-BISD SCHOOL RESOURCE OFF	(11,826.27)	0.00
		-----	-----
SHERIFF'S FORFEITURE FD			
=====			
360 101-2000	CLAIM ON CASH-SHERIFF FORFEIT	654,316.25	
360 151-1001	TEXPOOL INVESTMENTS		0.00
360 151-1005	LOCAL GOVT. INVEST. COOP.		0.00
		-----	-----
	TOTAL 360-SHERIFF'S FORFEITURE FUND	654,316.25	0.00
		-----	-----

CASH & INVESTMENTS BY FUND

AS OF: JANUARY 31ST, 2022 JANUARY 31ST, 2022

FUND	ACCT. NO.	ACCOUNT NAME	CASH	INVESTMENTS
<u>SHERIFF'S DONATION FUND</u>				
=====				
361	101-2000	CLAIM ON CASH-SHERIFF DONATION	261.19	
			-----	-----
		TOTAL 361-SHERIFF'S DONATION FUND	261.19	0.00
			-----	-----
<u>SHER DOJ FEDERAL FORFEIT</u>				
=====				
362	101-2000	CLAIM ON CASH-SO DOJ FED FORFE	120,859.61	
			-----	-----
		TOTAL 362-SHERIFF DOJ FED. FORFEIT.	120,859.61	0.00
			-----	-----
<u>CDA CONTRABAND FORFEITURE</u>				
=====				
370	101-2000	CLAIM ON CASH-CDA CONTRA FORF	933,137.37	
370	151-1005	LOCAL GOVT. INVEST. COOP.		0.00
			-----	-----
		TOTAL 370-CDA CONTRABAND FORFEITURE	933,137.37	0.00
			-----	-----
<u>CDA DOJ EQUITABLE SHARE</u>				
=====				
371	101-2000	CLAIM ON CASH-CDA DOJ EQUIT	1,105.66	
			-----	-----
		TOTAL 371-CDA DOJ EQUITABLE SHARE	1,105.66	0.00
			-----	-----
<u>SHERIFF DOT FEDERAL FORF</u>				
=====				
372	101-2000	CLAIM ON CASH-SO DOT FED FORF.	271,695.07	
			-----	-----
		TOTAL 372-SHERIFF DOT FEDERAL FORF	271,695.07	0.00
			-----	-----
<u>SHERIFF COMMISSARY FUND</u>				
=====				
380	101-2000	CLAIM ON CASH-SHER. COMMISSARY	478,431.20	
			-----	-----
		TOTAL 380-SHERIFF COMMISSARY FUND	478,431.20	0.00
			-----	-----
<u>JUVENILE COMMISSARY FUND</u>				
=====				
390	101-2000	CLAIM ON CASH-JUV COMMISSARY	7,733.87	
			-----	-----
		TOTAL 390-JUVENILE COMMISSARY FUND	7,733.87	0.00
			-----	-----

FUND	ACCT. NO.	ACCOUNT NAME	CASH	INVESTMENTS
NATIONAL SCHOOL LUNCH PRG				
=====				
392	101-2000	CLAIM ON CASH-NSLP	(18,469.24)	
			-----	-----
		TOTAL 392-NATIONAL SCHOOL LUNCH PRG	(18,469.24)	0.00
			-----	-----
VISD SRO REIMBURSEMENT				
=====				
395	101-2000	CLAIM ON CASH-VISD SRO REIMB	(58,698.64)	
			-----	-----
		TOTAL 395-VISD SRO REIMBURSEMENT	(58,698.64)	0.00
			-----	-----
HEALTH INSURANCE FUND				
=====				
410	101-2000	CLAIM ON CASH-HEALTH INSUR	(351,872.47)	
410	101-3000	CASH IN BANK/BOON CHAPMAN	109.76	
			-----	-----
		TOTAL 410-HEALTH INSURANCE FUND	(351,762.71)	0.00
			-----	-----
EMPLOYEE BENEFIT FUND				
=====				
420	101-2000	CLAIM ON CASH-EMPLOYEE BENEF	4,356.81	
			-----	-----
		TOTAL 420-EMPLOYEE BENEFIT FUND	4,356.81	0.00
			-----	-----
ELECTIONS ADM SPECIAL				
=====				
450	101-2000	CLAIM ON CASH-ELECT ADM SPEC	92,564.03	
			-----	-----
		TOTAL 450-ELECTIONS ADM SPECIAL	92,564.03	0.00
			-----	-----
HAVA ELCTN SECURITY GRANT				
=====				
454	101-2000	CLAIM ON CASH-HAVA ELECTN SECU	10,144.85	
			-----	-----
		TOTAL 454-HAVA ELECTN SECURITY GRNT	10,144.85	0.00
			-----	-----
HELP AMERICA VOTE GRANT				
=====				
455	101-2000	CLAIM ON CASH-HELP AMER VOTE	0.00	
			-----	-----
		TOTAL 455-HELP AMERICA VOTE GRANT	0.00	0.00
			-----	-----

FUND ACCT. NO.	ACCOUNT NAME	CASH	INVESTMENTS
CTCL GRANT			
=====			
456 101-2000	CLAIM ON CASH-CTCL GRANT	0.00	
		-----	-----
TOTAL 456-CTCL GRANT		0.00	0.00
		-----	-----
ELECTIONS CHAPTER 19			
=====			
457 101-2000	CLAIM ON CASH-ELECT CHAPT 19	(2,740.55)	
		-----	-----
TOTAL 457-ELECTIONS CHAPTER 19 FD		(2,740.55)	0.00
		-----	-----
TAX ASSESSOR SPECIAL			
=====			
499 101-3000	SPECIAL INVENTORY ACCT.	20,625.63	
		-----	-----
TOTAL 499-TAX ASSESSOR SPECIAL		20,625.63	0.00
		-----	-----
HISTORICAL COMMISSION			
=====			
500 101-2000	CLAIM ON CASH-HISTORICAL COMM	19,168.54	
		-----	-----
TOTAL 500-HISTORICAL COMMISSION		19,168.54	0.00
		-----	-----
TX HIST COMM CLG GRANT			
=====			
505 101-2000	CLAIM ON CASH-TX HIST COMM CL	0.00	
		-----	-----
TOTAL 505-TX HIST COMM CLG GRANT		0.00	0.00
		-----	-----
CHILD WELFARE BOARD			
=====			
515 101-2000	CLAIM ON CASH-CHILD WELFARE BD	16,478.36	
		-----	-----
TOTAL 515-CHILD WELFARE BOARD		16,478.36	0.00
		-----	-----
REBUILD TEXAS FUND			
=====			
550 101-2000	CLAIM ON CASH-REBUILD TX FUND	0.00	
		-----	-----
TOTAL 550-REBUILD TEXAS FUND		0.00	0.00
		-----	-----

FUND	ACCT. NO.	ACCOUNT NAME	CASH	INVESTMENTS
DEBT SERVICE				
=====				
700	101-2000	CLAIM ON CASH-DEBT SERVICE	1,927,752.39	
			-----	-----
		TOTAL 700-DEBT SERVICE	1,927,752.39	0.00
			-----	-----
LAW LIBRARY FUND				
=====				
720	101-2000	CLAIM ON CASH-LAW LIBRARY FD	37,646.61	
			-----	-----
		TOTAL 720-LAW LIBRARY FUND	37,646.61	0.00
			-----	-----
CONSTRUCTION RETAINAGE				
=====				
771	101-2000	CLAIM ON CASH-CONSTRN RETAIN	21,572.50	
			-----	-----
		TOTAL 771-CONSTRUCTION RETAINAGE	21,572.50	0.00
			-----	-----
VICTORIA HEALTH DEPT				
=====				
800	101-2000	CLAIM ON CASH-HEALTH DEPT	(841,711.83)	
800	101-3000	CASH IN BANK/HLTH 340B DRAFT.	597,830.12	
			-----	-----
		TOTAL 800-VICTORIA HEALTH DEPT.	(243,881.71)	0.00
			-----	-----
TX A&M UNIV HLTH SCIENCE				
=====				
801	101-2000	CLAIM ON CASH-TX A&M HLTH SCI	5,628.25	
			-----	-----
		TOTAL 801-TX A&M UNIV HLTH SCIENCE	5,628.25	0.00
			-----	-----
MEDICAID ADM CLAIM FD				
=====				
802	101-2000	CLAIM ON CASH-MEDICAID ADM CLM	56,093.41	
			-----	-----
		TOTAL 802-MEDICAID ADM CLAIMS FD	56,093.41	0.00
			-----	-----
TEXAS HOME VISITING GNT				
=====				
803	101-2000	CLAIM ON CASH-TX HOME VISITING	(115,461.12)	
			-----	-----
		TOTAL 803-TEXAS HOME VISITING GRANT	(115,461.12)	0.00
			-----	-----

CASH & INVESTMENTS BY FUND

AS OF: JANUARY 31ST, 2022 JANUARY 31ST, 2022

FUND ACCT. NO.	ACCOUNT NAME	CASH	INVESTMENTS
HOGG FOUNDATION GRANT			
=====			
804 101-2000	CLAIM ON CASH-HOGG FOUNDAT.	134,176.64	
		-----	-----
	TOTAL 804-HOGG FOUNDATION GNT	134,176.64	0.00
		-----	-----
HURRICANE PUBLIC HLTH GNT			
=====			
805 101-2000	CLAIM ON CASH-HURRICANE PUBLIC	(14,243.37)	
		-----	-----
	TOTAL 805-HURRICANE PUBLIC HLTH GNT	(14,243.37)	0.00
		-----	-----
AMERICARES			
=====			
806 101-2000	CLAIM ON CASH-AMERICARES	0.00	
		-----	-----
	TOTAL 806-AMERICARES	0.00	0.00
		-----	-----
VICTORIA WIC PROGRAM			
=====			
810 101-2000	CLAIM ON CASH-WIC PROGRAM	(97,934.81)	
		-----	-----
	TOTAL 810-VICTORIA WIC PROGRAM	(97,934.81)	0.00
		-----	-----
NAVARRO PROJECT FUND			
=====			
845 101-2000	CLAIM ON CASH-NAVARRO LEASE	0.00	
845 101-3000	CASH/BK NY/INTEREST	0.00	
845 101-3001	CASH/BK NY/PRINCIPAL	0.00	
845 101-3002	CASH/BK NY/PROJECT	0.00	
845 101-3003	CASH/BK NY/RESERVE (2017)	0.00	
845 151-1001	MONEY MARKET MUTUAL FDS		0.00
845 151-1002	GOVERNMENT SECURITIES		0.00
845 151-1006	INVESTORS CASH TRUST		0.00
		-----	-----
	TOTAL 845-NAVARRO PROJECT FUND	0.00	0.00
		-----	-----
FLEXIBLE BENEFITS PLAN			
=====			
870 101-2000	CASH-FLEX BEN-DENTAL, LIFE, VSN	24,206.72	
870 101-3000	CASH IN BANK/PROSPERITY BANK	106,221.37	
		-----	-----
	TOTAL 870-FLEXIBLE BENEFITS PLAN	130,428.09	0.00
		-----	-----

FUND	ACCT. NO.	ACCOUNT NAME	CASH	INVESTMENTS
LEOSE FUND				
=====				
880	101-2000	CLAIM ON CASH-LEOSE FUND	47,563.48	
TOTAL 880-LEOSE FUND			47,563.48	0.00

TOTAL CASH AND INVESTMENTS				
			86,111,014.22	10,097,881.72
			=====	=====
*** END OF REPORT ***				
Pooled Cash			(42,471,786.31)	10,097,881.72
			<u>43,639,227.91</u>	<u>10,097,881.72</u>

FUND ACCT. NO.	ACCOUNT NAME	CASH	INVESTMENTS
VICTORIA COUNTY HOSPITAL			
820 101-1000	HOSPITAL FUND	40,826,161.24	
820 101-2004	CMC 125 PLAN	198,746.83	
820 101-2010	CMC BONDS 2019	2,504,721.23	
820 101-3000	CMC ACCTS PAYABLE	32,677.36	
820 101-4000	CMC PAYROLL	(14.79)	
820 101-4100	CMC MEDICAL PROFESS #214125768	100.00	
820 101-4105	CMC MEDICAL PROFESS #217301213	19,007,091.80	
820 101-4200	CMC WEIGHT MANAGEMENT CNTR	553,361.14	
820 101-4300	CMC HOME HEALTH AGENCY	5,576,295.27	
820 101-5001	ARBORETUM NURSE /REHAB/WINNIE	0.00	
820 101-5002	MATAGORDA NURSING & REHAB	60,991.77	
820 101-5003	TWIN PINES NURSING & REHAB	128,559.46	
820 101-5004	SHADY OAKS NURSING & REHAB	55,078.71	
820 101-5005	AMISTAD NURSING & REHAB	0.00	
820 101-5006	GANADO NURSING & REHAB	63,656.16	
820 101-5007	CUERO NURSING & REHAB	14,107.00	
820 101-5008	STEVENS NURSE & REHAB/HALLETTS	5,235.00	
820 101-5009	PORT LAVACA NURSING & REHAB	6,456.98	
820 101-5010	SOUTHBROOKE NURSING & REHAB	0.00	
820 101-5011	WHARTON NURSING & REHAB	0.00	
820 101-5012	YOAKUM NURSING & REHAB	0.00	
820 101-5100	CUERO NURSING & REHAB-HUD	145,956.40	
820 101-5105	STEVENS NURSE & REHAB-HUD	74,442.12	
820 101-5110	PORT LAVACA NURSE & REHAB-HUD	110,985.21	
820 101-5115	SOUTHBROOKE NURSE&REHAB-HUD	72,399.21	
820 101-5120	WHARTON NURSING& REHAB-HUD	110,694.44	
820 101-5125	YOAKUM NURSING & REHAB-HUD	0.00	
820 101-5130	MATAGORDA NURSING & REHAB-HUD	7,350.64	
820 101-5135	TWIN PINES NURSING & REHAB-HUD	1.59	
820 101-5140	GANADO NURSING & REHAB-HUD	0.35	
820 151-1004	CERTIFICATES OF DEPOSIT		0.00
820 151-1005	LOCAL GOVT. INVEST. COOP.		0.00
TOTAL 820-VICTORIA COUNTY HOSPITAL		69,555,055.12	0.00
TOTAL CASH AND INVESTMENTS		69,555,055.12	0.00

*** END OF REPORT ***

CD INVESTMENTS GENERAL FUND		PERIOD ENDING 1/31/2022							
ISSUER	CUSIP	BROKER	TERM	% EARN	BOOK VALUE	SETTLE	MATURE	MKT PRICE	MARKET VALUE
KERN SCHOOL FEDERAL CREDIT UNION	49228XAAB	MBS	36	2.80%	\$ 245,000.00	2/27/2019	2/28/2022	100.210	\$ 245,514.50
MORGAN STANLY PRIVATE BANK NATIONAL ASSN	61760AWX3	MBS	36	2.75%	\$ 245,000.00	3/7/2019	3/7/2022	100.258	\$ 245,632.10
GOLDMAN SACHS	38148PAN4	MBS	36	2.90%	\$ 245,000.00	1/30/2019	1/31/2022	100.000	\$ 245,000.00
MEDALLION BANK SALT LAKE CITY UT	58404DDP3	MBS	36	2.70%	\$ 245,000.00	3/22/2019	3/22/2022	100.376	\$ 245,921.20
SIGNATURE BANK ARKANSAS FAYETTEVILLE	82669LIC8	MBS	36	2.50%	\$ 245,000.00	5/17/2019	5/17/2022	100.689	\$ 246,688.05
BANK OF NEW ENGLAND SALEM NH	06426KBB3	MBS	36	2.45%	\$ 245,000.00	5/23/2019	5/23/2022	100.726	\$ 246,778.70
TIAA FSJ JACKSONVILLE FL	87270LCE1	MBS	36	2.50%	\$ 245,000.00	5/17/2019	5/17/2022	100.697	\$ 246,707.65
CAPITAL ONE BANK USA NATL ASSN GLEN ALLEN CA	14042TAN7	MBS	35	2.45%	\$ 200,000.00	6/10/2019	5/23/2022	100.720	\$ 201,440.00
LUANA SAVINGS BANK IOWA	549104GV3	MBS	36	2.20%	\$ 245,000.00	6/21/2019	6/21/2022	100.797	\$ 246,952.65
BALBOA THRIFT & LOAN ASSN CHULA VISTA CA	05765LAX5	MBS	36	2.00%	\$ 245,000.00	7/19/2019	7/18/2022	100.849	\$ 247,080.05
UNITED BANKERS BANK BLOOMINGTON MN	909557JE1	MBS	30	2.00%	\$ 245,000.00	7/24/2019	1/24/2022	100.000	\$ 245,000.00
1ST SOURCE BANK SOUTH BEND IN	33646CLH5	MBS	35	2.00%	\$ 245,000.00	7/11/2019	6/13/2022	100.681	\$ 246,668.45
HANMI BANK LOS ANGELES CA	410493EIO	MBS	36	2.00%	\$ 245,000.00	7/19/2019	7/19/2022	100.849	\$ 247,080.05
FIRST NATL BANK PARAGOULD ARK	32114LBN8	MBS	36	2.00%	\$ 245,000.00	7/26/2019	7/26/2022	100.881	\$ 247,158.45
CIT BANK NAT ASSN PASADENA CA	12556LBB1	MBS	36	1.95%	\$ 245,000.00	8/23/2019	8/23/2022	100.963	\$ 247,359.35
RAYMOND JAMES BANK NATL ASSN	75472RAC5	MBS	36	1.90%	\$ 245,000.00	9/6/2019	8/23/2022	100.935	\$ 247,290.75
STERLING BANK POPLAR BLUFF MO	85916VDL6	MBS	37	1.75%	\$ 245,000.00	9/6/2019	10/6/2022	100.972	\$ 247,381.40
MAPLE BANK CHAMPLIN MN	565109BP9	MBS	30	1.70%	\$ 245,000.00	10/23/2019	4/11/2022	100.315	\$ 245,771.75
ENCORE BANK LITTLE ROCK AR	29260MAP0	MBS	30	1.70%	\$ 245,000.00	1/29/2020	4/25/2022	100.375	\$ 245,918.75
WELL FARGO NATL BANK WEST LAS VEGAS NV	949495AT2	MBS	36	1.90%	\$ 245,000.00	1/30/2020	1/30/2023	101.398	\$ 248,425.10
NEXTER BANK N A KITTANNING PA	65344AAB1	MBS	24	1.60%	\$ 245,000.00	2/12/2020	2/22/2022	100.092	\$ 245,225.40
EAGLE BANK BETHESDA MD	27002YEU6	MBS	30	1.60%	\$ 245,000.00	2/7/2020	8/12/2022	100.735	\$ 246,800.75
ALMA BANK ASTORIA NY	020080BR7	MBS	36	1.60%	\$ 245,000.00	1/30/2020	2/7/2023	101.109	\$ 247,717.05
MORGAN STANLY PRIVATE BANK	61760A6Q7	MBS	36	1.85%	\$ 245,000.00	3/6/2020	1/30/2023	101.347	\$ 248,300.15
LIVE OAK BANKING CO	538036JZ8	MBS	36	1.55%	\$ 245,000.00	3/26/2020	3/6/2023	101.100	\$ 247,695.00
AXOS BANK	05465DAG3	MBS	36	1.60%	\$ 245,000.00	5/14/2021	3/27/2023	101.183	\$ 247,898.35
GREENSTATE CREDIT UNION	39573LBF4	MBS	36	0.045%	\$ 249,000.00	6/3/2021	5/14/2024	98.612	\$ 245,543.88
NEW YORK COMMUNITY BANK	649447UP2	MBS	36	0.350%	\$ 249,000.00	6/3/2021	6/3/2024	98.325	\$ 244,829.25
BANKUNITED NA	066519RV3	MBS	36	0.950%	\$ 249,000.00	12/8/2021	12/9/2024	99.322	\$ 247,311.78
CAPITAL ONE NA	14042RQL8	MBS	36	0.800%	\$ 249,000.00	12/30/2021	12/30/2024	99.900	\$ 246,261.00
FIRST NATIONAL BANK OF AMERICA	32110YVB8	MBS	36	0.900%	\$ 249,000.00	12/30/2021	12/30/2024	99.126	\$ 246,823.74
AMERICAN FRIST CU	02616AAP4	MBS	36	1.000%	\$ 249,000.00	12/30/2021	12/30/2024	99.412	\$ 247,535.88
				1.81%	\$ 7,819,000.00			100.4472	\$ 7,847,711.18

INTEREST EARNED STATEMENT
JANUARY 2022

FUND	FUND NAME	2019	2020	2021	2022 YR TO DATE	CURRENT MONTH
100	GENERAL FUND	587,193.96	394,512.17	213,100.70	4,457.10	4,457.10
200	ROAD & BRIDGE FUND	107,701.21	29,957.88	6,641.81	1,222.92	1,222.92
700	DEBT SERVICE	16,599.52	5,297.82	1,339.85	340.08	340.08
770	CAPITAL PROJECTS	0.00	0.00	0.00	0.00	0.00
	Sub-Total Budgeted Funds	711,494.69	429,767.87	221,082.36	6,020.10	6,020.10
119	CLERK'S ARCHIVE	4809.15	1,339.90	605.35	97.03	97.03
150	TAX SALES	552.17	188.95	124.87	16.99	16.99
190	AMERICAN RESCUE PLAN	0.00	0.00	13881.20	2,153.47	2,153.47
231	JUVENILE PROBATION	0.00	26.58	49.22	0.00	0.00
240	DRUG COURTS PROGRAM	364.14	90.63	1.40	0.12	0.12
300	CDA PROCESSING FEE	113.51	56.08	14.61	0.63	0.63
310	4-H ACTIVITY CENTER	162.21	41.40	11.65	1.58	1.58
320	AIRPORT DRAFTING	351.11	2,580.64	1167.37	205.57	205.57
321	AIRPORT	4517.73	0.00	0.00	0.00	0.00
330	SPECIAL SERVICE	9179.04	2,006.11	1319.83	208.38	208.38
338	GCRP 911	275.60	459.94	136.95	5.46	5.46
360	SHERIFF'S FORFEITURE	9444.59	2,569.35	1080.27	168.47	168.47
361	SHERIFF'S DONATION	6.08	1.50	0.45	0.07	0.07
362	SHERIFF'S DOJ	6544.45	1,712.99	249.02	31.10	31.10
370	CDA CONTRABAND FORFEIT.	14327.42	4,629.56	1618.38	239.98	239.98
371	CDA DOJ EQUITABLE SHARE	23.69	6.32	1.94	0.28	0.28
372	SHERIFF DOT FED FORFEIT	2241.60	1,556.92	473.78	69.90	69.90
380	SHERIFF COMMISSARY	5771.00	1,516.82	745.34	120.34	120.34
390	JUVENILE COMMISSARY	155.19	42.12	13.26	1.97	1.97
410	HEALTH INSURANCE	2826.58	520.89	568.44	109.76	109.76
450	ELECTION ADMINISTRATOR	603.90	112.79	61.77	20.84	20.84
454	HAVA SECURITY GRANT	0.00	8.79	30.10	2.61	2.61
455	HELP AMERICA VOTE GRANT	0.00	23.10	0.38	0.00	0.00
499	TAX ASSESSOR SPECIAL	12336.30	2,132.62	1260.92	230.21	230.21
500	HISTORICAL COMMISSION	465.73	115.82	34.02	4.93	4.93
771	LONG TERM RENO RETAIN	0.00	47.36	9.34	8.99	5.55
800	HEALTH DEPT DRAFTING	344.06	134.86	715.64	133.00	133.00
870	FLEXIBLE BENEFIT PLAN	1462.81	452.24	173.12	30.08	30.08
820	HOSPITAL	660159.66	218,255.08	82631.45	10,731.89	10,731.89
820	CMC 125 PLAN	3574.47	919.23	313.85	51.77	51.77
830	CMC ACCOUNTS PAYABLE	21179.25	6,180.52	2,125.49	354.82	354.82
840	CMC PAYROLL	8995.36	2,510.40	663.68	25.80	25.80
820	CMC MEDICAL PROFESSIONAL	150498.80	28,373.70	24,229.22	4,745.36	4,745.36
820	CMC HOME HEALTH	45408.24	17,674.68	8,558.03	1,410.86	1,410.86
820	CMC WEIGHT MGMT	9384.11	2,669.80	917.83	140.88	140.88
820	CMC NURSING HOMES	31354.07	8,031.76	1,875.77	259.44	259.44
950	NAVIGATION DISTRICT	145379.51	43,977.79	9,119.29	1,349.75	1,349.75
950	NAVIG CONSTRUCTION 2012A	0.23	0.00	0.00	0.00	0.00
950	NAVIG. CONSTRUCTION 2015	78476.12	6,262.51	1,331.82	116.35	116.35
950	NAVIG 2012A/B INT& SINKING	9613.21	3,205.40	584.43	132.01	132.01
950	NAVIG. INTEREST & SINKING	2.84	0.00	0.00	0.00	0.00
	TOTAL	1,952,398.62	790,203.02	377,781.84	29,200.79	29,197.35

County Clerk

OFFICIAL'S MONTHLY REPORT SUMMARY

OFFICIAL'S TITLE TAX ASSESSOR COLLECTOR

MONTH OF JANUARY, 2022

I certify that the following data for the above month are true and correct:

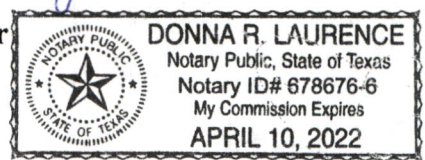
- (1) That I paid over to the County Treasurer a total of \$ \$ 15,727,063.99.
- (2) That I have paid over to the County Treasurer all moneys which rightfully and lawfully should have been paid over to him.
- (3) That I am not now in any way indebted to the State of Texas or the County of Victoria.
- (4) That I am entitled to my full monthly salary as previously fixed by the Court.
- (5) That all deputies, clerks, and other County employees under my supervision are entitled to their full monthly salaries as previously set out in Court minutes, with the following exceptions:

Signed Ashley Fernandez
 Title TAX ASSESSOR COLLECTOR

Sworn and subscribed before me, this 16th day of February, 2022.

Donna R. Laurence

Notary Public in and for
 Victoria County, Texas



*Categorical breakdown of amount turned over:

<u>DESCRIPTION</u>	<u>AMOUNT</u>
COLLECTIONS FOR MONTH	
OF JANUARY 2022	
TOTAL	\$ 15,727,063.99

OPERATOR: ALL
TERMINAL: ALL
SUMMARY CODE: ALL
DEPARTMENT: ALL

DETAIL REPORT

DATES: 1/01/2022 THRU 1/31/2022
RECEIPTS: 0 THRU 99999999
TRAN: 499.0000 THRU 499.0000
AMOUNT: 0.00 THRU 9,999,999.99

*** Detailed tendered amount will not be reported when selection criteria can result in partial receipts.

REC#	DATE	TIME	OPER	BATCH	T#	TRAN	SYS	APPLIED	TENDERED	MT	REF	VOID	NOTE
00131507	1/04/2022	10:34	778	14027	001	499.0000	GLB	430.00CR					TAX 86 TITLES RPT 12/31/21
00131508	1/04/2022	10:35	778	14027	001	499.0000	GLB	550.00CR					TAX 110 TITLES RPT 12/30/21
00131517	1/05/2022	10:24	778	14029	001	499.0000	GLB3949,	132.63CR					TAX & MISC COLL 12/21-12/31/21
00131518	1/05/2022	10:26	778	14029	001	499.0000	GLB	108,560.13CR					TAX DEFF RPT 1-22 1/1/22
00131519	1/05/2022	10:29	778	14029	001	499.0000	GLB	20,067.50CR					TAX R/B,CSF RPT 1-22 1/1/22
00131520	1/05/2022	10:31	778	14029	001	499.0000	GLB	4,897.35CR					TAX GEN FUND RPT 1-22 1/1/22
00131528	1/06/2022	9:54	778	14030	001	499.0000	GLB	220.00CR					TAX 44 TITLES RPT 1/4/22
00131554	1/07/2022	10:14	757	14034	002	499.0000	GLB	410.00CR					TAX 82 TITLES RPT 1/05/22 KR
00131569	1/10/2022	10:50	778	14038	001	499.0000	GLB	455.00CR					TAX 91 TITLES RPT 1/6/22
00131580	1/11/2022	10:09	778	14039	001	499.0000	GLB1328,	809.35CR					TAX & MISC COLLECTIONS 1/1-1/7
00131592	1/11/2022	10:30	778	14039	001	499.0000	GLB	3,642.78CR					TAX DEFF RPT 02-22 1/8/22
00131593	1/11/2022	10:30	778	14039	001	0.0000							V
00131595	1/11/2022	10:32	778	14039	001	499.0000	GLB	420.00CR					TAX 85 TITLES RPT 1/7/22
00131596	1/11/2022	10:34	778	14039	001	499.0000	GLB	4,650.00CR					TAX GEN FUNDS RPT 02-22 1/8/22
00131597	1/11/2022	10:37	778	14039	001	499.0000	GLB	115,257.12CR					TAX R/B,CSF&MISCC RPT2-22 1/8
00131619	1/12/2022	9:31	778	14041	001	499.0000	GLB	430.00CR					TAX 86 TITLES RPT 1/10/22
00131639	1/13/2022	11:12	778	14044	001	499.0000	GLB	730.00CR					TAX 146 TITLES RPT 1/11/22
00131650	1/14/2022	9:28	778	14044	001	499.0000	GLB	410.00CR					TAX 82 TITLES RPT 1/12/22
00131679	1/18/2022	10:18	778	14047	001	499.0000	GLB	4,848.60CR					TAX GEN FUND RPT 03-22 1/15/22
00131680	1/18/2022	10:20	778	14047	001	499.0000	GLB	4,411.90CR					TAX DEFF RPT 03-22 1/15/22
00131681	1/18/2022	10:22	778	14047	001	499.0000	GLB	440.00CR					TAX 88 TITLES RPT 1/14/22
00131682	1/18/2022	10:24	778	14047	001	499.0000	GLB	350.00CR					TAX 70 TITLES RPT 1/13/22
00131683	1/18/2022	10:29	778	14047	001	499.0000	GLB	118,531.64CR					TAX R/B,CSF,MISC RPT 3-22 1/15
00131756	1/20/2022	11:19	778	14055	001	499.0000	GLB	405.00CR					TAX 81 TITLES RPT 1/18/22
00131768	1/21/2022	9:27	778	14055	001	499.0000	GLB	485.00CR					TAX 97 TITLES RPT 1/19/22
00131792	1/24/2022	11:23	778	14059	001	499.0000	GLB	465.00CR					TAX 93 TITLES RPT 1/20/22
00131805	1/24/2022	15:58	778	14059	001	499.0000	GLB5237,	065.20CR					TAX & MISC COLL 1/10-1/22/2022
00131811	1/25/2022	12:15	757	14061	002	499.0000	GLB	345.00CR					TAX 69 TITLES RPT 1/21/22 KR
00131812	1/25/2022	12:17	757	14061	002	499.0000	GLB	3,861.55CR					TAX GEN FUND RPT 1/22/22 KR
00131813	1/25/2022	12:22	757	14061	002	499.0000	GLB	69,184.41CR					TAX RB CSF MISC RPT 4-22 1/22
00131814	1/25/2022	12:24	757	14061	002	499.0000	GLB	18,151.67CR					TAX DEF HWY RPT 4-22 1/22 KR
00131839	1/26/2022	11:57	778	14062	002	499.0000	GLB	350.00CR					TAX 70 TITLES RPT 1/24/22
00131856	1/27/2022	9:32	778	14065	001	499.0000	GLB	240.00CR					TAX 48 TITLES RPT 1/25/22
00131857	1/27/2022	9:38	778	14065	001	499.0000	GLB	194,495.53CR					TAX 2021 SPECIAL INVENTORY DIS
00131866	1/27/2022	14:47	757	14069	002	499.0000	GLB	857,501.88CR					TAX & MISC COLL 1/24-1/25/2022
00131872	1/28/2022	9:47	778	14068	001	499.0000	GLB	485.00CR					TAX 97 TITLES RPT 1/26/22
00131900	1/28/2022	16:48	778	14071	001	499.0000	GLB2307,	040.13CR					TAX & MISC COLLECTIONS1/26-1/27
00131905	1/31/2022	9:11	778	14071	001	499.0000	GLB	375.00CR					TAX 75 TITLES RPT 1/27/22
00131906	1/31/2022	9:18	778	14071	001	499.0000	GLB1368,	959.62CR					TAX & MISC COLLECTION1/28-1/29

2/03/2022 10:14 AM

CASH COLLECTION HISTORY REPORT

PAGE: 6

OPERATOR: ALL

HISTORY TRANSACTION SUMMARY

DATES: 1/01/2022 THRU 1/31/2022

TERMINAL: ALL

RECEIPTS: 0 THRU 99999999

SUMMARY CODE: ALL

TRAN: 499.0000 THRU 499.0000

DEPARTMENT: ALL

AMOUNT: 0.00 THRU 9,999,999.99

*** Tendered summary will not be reported when selection criteria can result in partial receipts.

TRAN	NAME	VOIDS	NO#	TOTAL	CA	CK	MO	CC	OT
499.0000	TAX COLL TITLES, DE	0	38	15,727,063.99CR					
*** GRAND TOTALS **		0	38	15,727,063.99CR					