

MINUTES OF COUNTY FINANCES
TREASURER'S REPORT
MONTHLY-JUNE 2021

IN THE MATTER OF COUNTY FINANCES
IN THE HANDS OF SEAN KENNEDY
TREASURER OF VICTORIA COUNTY, TEXAS

COMMISSIONERS' COURT
VICTORIA COUNTY, TEXAS
IN SPECIAL SESSION
REGULAR TERM JULY
2021

IN ACCORDANCE with Section 114.026, Local Government Code, we, the undersigned, constituting the entire Commissioners Court of said County, certify that on the 26th day of July 2021, at the Special Session of a Regular Term of Court. We compared and examined the monthly report of Sean Kennedy, Treasurer of Victoria County, Texas, for June 2021, and finding the same correct, entered an order in the Minutes approving said Report, which states total cash and investments on hand as \$132,234,402.59



Danny Garcia, Commissioner Pct. 1



Ben Zeller, County Judge



Kevin M. Janak, Commissioner Pct. 2




Gary Burns, Commissioner Pct. 3





Clint C. Ives, Commissioner Pct. 4

SWORN TO AND SUBSCRIBED BEFORE ME, by Ben Zeller, County Judge, and County Commissioners of said Victoria County, each respectively, on this the 26th day of July, A.D., 2021.


Attest: Heidi Easley, County Clerk

FILED FOR RECORD THIS 26 DAY OF JULY A.D. 2021, and recorded on the 26 day of July, A.D. 2021.


Heidi Easley, County Clerk and
Ex-Officio Clerk of the Commissioners
Court in and for Victoria County, Texas.
By: 
Deputy **Stefanie Tumlinson**



MONTHLY REPORT OF

SEAN KENNEDY, COUNTY TREASURER

VICTORIA COUNTY, TEXAS

FOR THE MONTH OF JUNE 2021

This report, presented for the approval of the Commissioners' Court, in accordance with Vernon's Texas Codes Annotated, Local Government Code, and Section 83.002 (a) (3), and Title 10, Chapter 2256, Government Code (Public Funds Investment Act), is true and correct to the best of my knowledge and belief, according to the records of this office.

VICTORIA COUNTY
INVESTMENTS ON HAND
JUNE 30, 2021

FUND	INV. NO.	PURCH DATE	PAR AMOUNT	DESCRIPTION	MAT DATE	CALL DATE	NET YIELD	PURCH PRICE	INDIV FND AMOUNT	TOTAL INVEST
<u>VICTORIA COUNTY</u>										
				L.O.G.I.C. POOL			0.059%			2,2
				CERTIFICATE OF DEPOSIT			1.930%			9,2
				CASH ON HAND-COUNTY FUNDS			0.010%			36,9
				<u>TOTAL COUNTY FUNDS</u>						<u>48,5</u>
<u>CITIZENS MEDICAL CENTER</u>										
				L.O.G.I.C. POOL			0.000%			
				CERTIFICATE OF DEPOSIT			0.000%			
BANK BALANCE				CMC NURSING HOMES			0.010%			1,2
				CASH ON HAND-CITIZENS MEDICAL CENTER			0.010%			73,3
				<u>TOTAL HOSPITAL FUNDS</u>						<u>74,6</u>
<u>NAVIGATION DISTRICT</u>										
				CASH ON HAND 2015 CONSTRUCTION			0.010%			6
				CASH ON HAND 2015 INTEREST & SINKING			0.010%			1
				PROMOTION AND DEVELOPMENT FUND			0.010%			4
				CASH ON HAND-2012A/B INTEREST/SINKING			0.010%			
BANK BALANCE				CASH ON HAND-NAVIGATION DISTRICT			0.010%			7,7
				<u>TOTAL NAVIGATION DIST FUNDS</u>						<u>9,0</u>
<u>SUMMARY TOTAL PORTFOLIO</u>										
				TOTAL COUNTY FUNDS						48,5
				TOTAL HOSPITAL FUNDS						74,6
BANK BALANCE				TOTAL NAVIGATION DISTRICT FUNDS						9,0
				<u>TOTAL FUNDS</u>						<u>132,2</u>
				CASH ON HAND - ALL FUNDS						120,6
				PLEGGED SECURITIES - ALL FUNDS						151,1
				CERTIFICATES OF DEPOSIT						9,2
				MONEY MKT MUTUAL FUNDS						
				L.O.G.I.C. POOL						2,2
				GOVERNMENT SECURITIES						
				<u>TOTAL INVESTMENTS</u>						<u>11,5</u>
				<u>TOTAL PORTFOLIO INCLUDING CASH</u>						<u>132,2</u>

CASH & INVESTMENTS BY FUND

AS OF: JUNE 30TH, 2021

FUND ACCT. NO.	ACCOUNT NAME	CASH	INVESTMENTS
POOLED CASH - APCA			
=====			
001 101-2000	POOLED CASH	35,470,858.46	
001 101-2005	POOLED CASH-PAYROLL	0.00	
TOTAL 001-POOLED CASH - APCA		35,470,858.46	0.00

GENERAL FUND			
=====			
100 101-2000	CLAIM ON CASH-GENERAL FUND	16,598,362.34	
100 101-3000	VC CREDIT CARD CLEARING ACCT	164,783.76	
100 151-1003	CERTIFICATE OF DEPOSIT		9,273,000.00
100 151-1005	LOCAL GOVT. INVEST. COOP.		2,278,183.27
TOTAL 100-GENERAL FUND		16,763,146.10	11,551,183.27

EMERGENCY MGMT			
=====			
108 101-2000	CLAIM ON CASH-EMER MGMT	(255,663.78)	
TOTAL 108-EMERGENCY MGMT		(255,663.78)	0.00

LEPC FUND			
=====			
109 101-2000	CLAIM ON CASH-LEPC	14,268.56	
TOTAL 109-LEPC FUND		14,268.56	0.00

J. P. SPECIAL FUND			
=====			
110 101-2000	CLAIM ON CASH-J.P. SPECIAL FD	258.36	
TOTAL 110-J.P. SPECIAL FUND		258.36	0.00

COUNTY JURY FUND			
=====			
118 101-2000	CLAIM ON CASH-COUNTY JURY FUND	717.91	
TOTAL 118-COUNTY JURY FUND		717.91	0.00

CASH & INVESTMENTS BY FUND

AS OF: JUNE 30TH, 2021

JUNE 30TH, 2021

FUND ACCT. NO.	ACCOUNT NAME	CASH	INVESTMENTS
CO CLERK ARCHIVE FEE FD			
=====			
119 101-2000	CLAIM ON CASH-CO CLK ARCHIVE	330,081.28	
TOTAL 119-CO CLERK ARCHIVE FEE FD		330,081.28	0.00
RECORDS MANAGEMENT FUND			
=====			
120 101-2000	CLAIM ON CASH-RECORD MGMT	119,240.86	
TOTAL 120-RECORDS MANAGEMENT FUND		119,240.86	0.00
COURTHOUSE SECURITY FUND			
=====			
121 101-2000	CLAIM ON CASH-CRTHSE SECURITY	118,866.46	
TOTAL 121-COURTHOUSE SECURITY FUND		118,866.46	0.00
JUSTICE CT BLDG SECURITY			
=====			
122 101-2000	CLAIM ON CASH-JP CRT BLD SECUR	43,529.05	
TOTAL 122-JUSTICE CT BLDG SECURITY		43,529.05	0.00
DIST. CLERK RECORDS MGMT			
=====			
123 101-2000	CLAIM ON CASH-DIST CLK REC MGT	4,315.51	
TOTAL 123-DIST. CLERK RECORD MGMT		4,315.51	0.00
CO CLERK OF THE COURT			
=====			
124 101-2000	CLAIM ON CASH-CO CLERK OF COUR	22,279.62	
TOTAL 124-CO CLERK OF THE COURT		22,279.62	0.00
DIST CLERK OF THE COURT			
=====			
125 101-2000	CLAIM ON CASH-DIST CLERK OF CRT	3,119.10	
TOTAL 125-DIST CLERK OF THE COURT		3,119.10	0.00

CASH & INVESTMENTS BY FUND

AS OF: JUNE 30TH, 2021

JUNE 30TH, 2021

FUND ACCT. NO.	ACCOUNT NAME	CASH	INVESTMENTS
COURT REPORTER SERVICE			
=====			
126 101-2000	CLAIM ON CASH-CRT REPORTER SRV	0.00	
TOTAL 126-COURT REPORTER SERVICE		0.00	0.00
CDBG-DR LOCAL BUYOUT			
=====			
128 101-2000	CLAIM ON CASH-CDBG-DR LOCAL BU	0.00	
TOTAL 128-CDBG-DR LOCAL BUYOUT		0.00	0.00
PATRIOT PARK DONATION FD			
=====			
140 101-2000	CLAIM ON CASH-PATRIOT PRK DON	3,001.56	
TOTAL 140-PATRIOT PARK DONATION FD		3,001.56	0.00
SHERIFF'S SPECIAL FUND			
=====			
150 101-2000	CLAIM ON CASH-SHERIFFS SPECIAL	100,974.47	
150 101-3000	PROPERTY TAX SALE ACCOUNT	69,616.00	
TOTAL 150-SHERIFF'S SPECIAL FUND		170,590.47	0.00
CONSTABLE'S SPECIAL FUND			
=====			
155 101-2000	CLAIM ON CASH-CONSTABLES SPEC	0.00	
TOTAL 155-CONSTABLE'S SPECIAL FUND		0.00	0.00
CLERK'S SPECIAL FUND			
=====			
160 101-2000	CLAIM ON CASH-CLERKS SPECIAL	35.00	
TOTAL 160-CLERK'S SPECIAL FUND		35.00	0.00
AMERICAN RESCUE PLAN			
=====			
190 101-2000	CLAIM ON CASH-AMERICAN RESCUE	8,943,222.20	
TOTAL 190-AMERICAN RESCUE PLAN		8,943,222.20	0.00

CASH & INVESTMENTS BY FUND

AS OF: JUNE 30TH, 2021

JUNE 30TH, 2021

FUND ACCT. NO.	ACCOUNT NAME	CASH	INVESTMENTS
DR-4586 2021 WINTER WEATH =====			
191	101-2000 CLAIM ON CASH-DR-4586 2021 WIN	(13,873.66)	
TOTAL 191-DR-4586 2021 WINTER WEATH		(13,873.66)	0.00
COVID19 =====			
192	101-2000 CLAIM ON CASH-COVID19	567,145.21	
TOTAL 192-COVID19		567,145.21	0.00
GULF/MEXICO ENERGY SEC =====			
195	101-2000 CLAIM ON CASH-GULF MEXICO ENGY	592,256.68	
TOTAL 195-GULF/MEXICO ENERGY SEC.		592,256.68	0.00
HMGP DR-4332-0149 SO&JAIL =====			
196	101-2000 CLAIM ON CASH-HMGP DR-4332-014	0.00	
TOTAL 196-HMGP DR-4332-0149 SO&JAIL		0.00	0.00
FEMA HAZARD MIT FUND =====			
197	101-2000 CLAIM ON CASH-FEMA HAZARD MIT	0.00	
TOTAL 197- FEMA HAZARD MIT. FD		0.00	0.00
HURRICANE HARVEY DR#4332 =====			
198	101-2000 CLAIM ON CASH-HURRICANE HARVEY	214,010.36	
198	101-3000 CLAIM ON CASH/GRANT FUND	0.00	
TOTAL 198-HURRICANE HARVEY DR#4332		214,010.36	0.00
TXDOT MCCOY RD RECONST =====			
199	101-2000 CLAIM ON CASH-TXDOT MCCOY RD	(696.30)	
TOTAL 199-TXDOT MCCOY RD RECONST		(696.30)	0.00

CASH & INVESTMENTS BY FUND

AS OF: JUNE 30TH, 2021. JUNE 30TH, 2021

FUND ACCT. NO.	ACCOUNT NAME	CASH	INVESTMENTS
ROAD AND BRIDGE FUND/PCT			
=====			
201 101-2000	CLAIM ON CASH-R&B PCT #1	772,096.67	
TOTAL 201-ROAD & BRIDGE FUND PCT 1		772,096.67	0.00
ROAD AND BRIDGE FUND/PCT			
=====			
202 101-2000	CLAIM ON CASH-R&B PCT #2	1,285,992.84	
TOTAL 202-ROAD & BRIDGE FUND PCT 2		1,285,992.84	0.00
ROAD AND BRIDGE FUND/PCT			
=====			
203 101-2000	CLAIM ON CASH-R&B PCT #3	1,437,119.58	
TOTAL 203-ROAD & BRIDGE FUND PCT 3		1,437,119.58	0.00
ROAD AND BRIDGE FUND/PCT			
=====			
204 101-2000	CLAIM ON CASH-R&B PCT #4	1,093,093.71	
TOTAL 204-ROAD & BRIDGE FUND PCT 4		1,093,093.71	0.00
CTIF GRANT FUND			
=====			
210 101-2000	CLAIM ON CASH-CTIF	0.00	
TOTAL 210-CTIF GRANT FUND		0.00	0.00
CAPITAL CREDITS FUND			
=====			
215 101-2000	CLAIM ON CASH-CAPITAL CREDITS	120,568.64	
TOTAL 215-CAPITAL CREDITS FUND		120,568.64	0.00
JUVENILE RESTITUTION			
=====			
221 101-2000	CLAIM ON CASH-JUVEN.RESTITUT.	18.86	
TOTAL 221-JUVENILE RESTITUTION		18.86	0.00

CASH & INVESTMENTS BY FUND

AS OF: JUNE 30TH, 2021 JUNE 30TH, 2021

FUND ACCT. NO.	ACCOUNT NAME	CASH	INVESTMENTS
JUVENILE PROBATION FUND			
=====			
231 101-2000	CLAIM ON CASH-JUVEN PROBAT.	(152,738.94)	
TOTAL 231-JUVENILE PROBATION FD		(152,738.94)	0.00
DRUG COURTS PROGRAMS			
=====			
240 101-2000	CLAIM ON CASH-DRUG CRT PROG	0.02	
TOTAL 240-DRUG COURTS PROGRAM		0.02	0.00
24TH JUDICIAL DIST PROB			
=====			
241 101-2000	CLAIM ON CASH-24 JUD DIST PROB	0.00	
TOTAL 241-24TH JUDICIAL DIST. PROB		0.00	0.00
COUNTY SPECIALTY COURT			
=====			
245 101-2000	CLAIM ON CASH-CNTY SPECIALTY	11,839.97	
TOTAL 245-COUNTY SPECIALTY COURT		11,839.97	0.00
LOCAL TRUANCY PREVENTION			
=====			
280 101-2000	CLAIM ON CASH-LOCAL TRUANCY	14,653.59	
TOTAL 280-LOCAL TRUANCY PREVENTIONS		14,653.59	0.00
JUSTICE TECHNOLOGY FUND			
=====			
281 101-2000	CLAIM ON CASH-JUSTICE TECH.	11,303.33	
TOTAL 281-JUSTICE TECHNOLOGY FD.		11,303.33	0.00
FAMILY PROTECTION FEE FD			
=====			
282 101-2000	CLAIM ON CASH-FAM PROTECT FEE	3,440.86	
TOTAL 282-FAMILY PROTECTION FEE FD		3,440.86	0.00

CASH & INVESTMENTS BY FUND

AS OF: JUNE 30TH, 2021

JUNE 30TH, 2021

FUND ACCT. NO.	ACCOUNT NAME	CASH	INVESTMENTS
<u>CO/DIST TECHNOLOGY FD</u>			
283	101-2000 CLAIM ON CASH-CO/DIST TECHNOL	34,315.91	
TOTAL 283-CO/DIST TECHNOLOGY FD		34,315.91	0.00
<u>CHILD ABUSE PREVENTION</u>			
286	101-2000 CLAIM ON CASH-CHILD ABUSE PRV	116.05	
TOTAL 286-CHILD ABUSE PREVENTION		116.05	0.00
<u>CDA PROCESSING FEE FUND</u>			
300	101-2000 CLAIM ON CASH-CDA PROCESS FEE	14,338.97	
TOTAL 300-CDA PROCESSING FEE FUND		14,338.97	0.00
<u>BOND FORFEITURE COMM</u>			
301	101-2000 CLAIM ON CASH-BOND FORFEITURE	34,868.14	
TOTAL 301-BOND FORFEITURE COMM		34,868.14	0.00
<u>CDA STATE JUDICIARY FUND</u>			
302	101-2000 CLAIM ON CASH-CDA STATE JUD.	7,150.51	
TOTAL 302-CDA STATE JUDICIARY FUND		7,150.51	0.00
<u>PRETRIAL INTERVENTION</u>			
303	101-2000 CLAIM ON CASH-PRETRIAL INTERV	42,644.06	
TOTAL 303-PRETRIAL INTERVENTION		42,644.06	0.00
<u>CDA VICTIMS ASSISTANCE GR</u>			
305	101-2000 CLAIM ON CASH-CDA VICTIMS ASST	(26,450.02)	
TOTAL 305-CDA VICTIMS ASSIST GRANT		(26,450.02)	0.00

CASH & INVESTMENTS BY FUND

AS OF: JUNE 30TH, 2021

JUNE 30TH, 2021

FUND	ACCT. NO.	ACCOUNT NAME	CASH	INVESTMENTS
VICTIM COORD/LIASON GNT				
=====				
306	101-2000	CLAIM ON CASH-SO VICT COORD	(19,682.97)	
TOTAL 306-VICTIM COORD/LIASON GNT			(19,682.97)	0.00
SCAAP PROGRAM				
=====				
307	101-2000	CLAIM ON CASH-SCAAP PROGRAM	0.00	
TOTAL 307-SCAAP PROGRAM			0.00	0.00
TEXAS VINE GRANT				
=====				
308	101-2000	CLAIM ON CASH-TX VINE GRANT	(4,642.78)	
TOTAL 308-TEXAS VINE GRANT			(4,642.78)	0.00
4/H ACTIVITY CENTER				
=====				
310	101-2000	CLAIM ON CASH-4/H ACTIVITY CNT	6,582.32	
TOTAL 310-4/H ACTIVITY CENTER			6,582.32	0.00
AIRPORT FUND				
=====				
321	101-2000	CLAIM ON CASH-AIRPORT FUND	284,706.48	
321	101-3000	CASH IN BANK/AIRPORT DRAFTING	302,566.08	
321	151-1000	TREASURY BILLS		0.00
321	151-1001	TEXPOOL INVESTMENTS		0.00
321	151-1005	LOCAL GOVT. INVEST COOP		0.00
TOTAL 321-AIRPORT FUND			587,272.56	0.00
AIRPORT GRANT FUND				
=====				
322	101-2000	CLAIM ON CASH-AIRPORT GRANT	0.00	
TOTAL 322-AIRPORT GRANT FUND			0.00	0.00

CASH & INVESTMENTS BY FUND

AS OF: JUNE 30TH, 2021

JUNE 30TH, 2021

FUND ACCT. NO.	ACCOUNT NAME	CASH	INVESTMENTS
AIRPORT CAPITAL PROJECTS			
=====			
323 101-2000	CLAIM ON CASH-AIRP CAPITAL PRO	184,140.16	
TOTAL 323-AIRPORT CAPITAL PROJECTS		184,140.16	0.00
SPECIAL SERVICE FUND			
=====			
330 101-2000	CLAIM ON CASH-SPECIAL SERVICE	829,137.84	
TOTAL 330-SPECIAL SERVICE FUND		829,137.84	0.00
JAG-REG TASK FORCE APPREH			
=====			
331 101-2000	CLAIM ON CASH-JAG REG TASK FOR	0.00	
TOTAL 331-JAG-REG TASK FORCE APPREH		0.00	0.00
OOG FY 2020 CESF			
=====			
332 101-2000	CLAIM ON CASH-OOG FY2020 CESF	(75,430.36)	
TOTAL 332-OOG FY 2020 CESF		(75,430.36)	0.00
BJA FY 2020 CESF			
=====			
333 101-2000	CLAIM ON CASH-BJA FY 2020 CESF	(51,934.77)	
TOTAL 333-BJA FY 2020 CESF		(51,934.77)	0.00
SWB RURAL LAW ENFORCEMENT			
=====			
334 101-2000	CLAIM ON CASH-SWB RURAL LAW EN	0.00	
TOTAL 334-SWB RURAL LAW ENFORCEMENT		0.00	0.00
STONEGARDEN GRANT			
=====			
336 101-2000	CLAIM ON CASH-STONEGARDEN GNT	(149,591.60)	
TOTAL 336-STONEGARDEN 2010SST0-0008		(149,591.60)	0.00

CASH & INVESTMENTS BY FUND

AS OF: JUNE 30TH, 2021 JUNE 30TH, 2021

FUND ACCT. NO.	ACCOUNT NAME	CASH	INVESTMENTS
JAG-LESS LETHAL FORCE			
=====			
337 101-2000	CLAIM ON CASH-JAG LESS LETHAL	0.00	
TOTAL 337-JAG-LESS LETHAL FORCE		0.00	0.00
CLICK IT OR TICKET			
=====			
338 101-2000	CLAIM ON CASH-GCRPC 9-1-1	97,656.78	
TOTAL 338-GCRPC - 9-1-1 ALLOCATION		97,656.78	0.00
BYRNE JAG PROGRAM			
=====			
339 101-2000	CLAIM ON CASH-BYRNE JAG PROG	0.00	
TOTAL 339-BYRNE JAG PROGRAM		0.00	0.00
HIGH INTENSITY DRUG TRAF			
=====			
340 101-2000	CLAIM ON CASH-HIGH INTENSITY	(24,284.40)	
TOTAL 340-HIGH INTENSITY DRUG TRAFF		(24,284.40)	0.00
GCRPC SOLID WASTE GRANT			
=====			
341 101-2000	CLAIM ON CASH-GCRPC SOLID WAST	0.00	
TOTAL 341-GCRPC SOLID WASTE GRNT		0.00	0.00
RIFLE RESIT BODY ARM GNT			
=====			
343 101-2000	CLAIM ON CASH-RIFLE RESIT BODY	0.00	
TOTAL 343-RIFLE RESIT BODY ARMOR GN		0.00	0.00
FIREFIGHTERS GRANT			
=====			
344 101-2000	CLAIM ON CASH-FIREFIGHTERS GNT	0.00	
TOTAL 344-FIREFIGHTERS GRANT		0.00	0.00

CASH & INVESTMENTS BY FUND

AS OF: JUNE 30TH, 2021

JUNE 30TH, 2021

FUND ACCT. NO.	ACCOUNT NAME	CASH	INVESTMENTS
FERAL HOG GRANT			
=====			
345 101-2000	CLAIM ON CASH-FERAL HOG GRANT	0.00	
TOTAL 345-FERAL HOG GRANT		0.00	0.00
TXCDBG WCID1 BLOOMINGTON			
=====			
346 101-2000	CLAIM ON CASH-WCID1 BLOOMING	0.00	
TOTAL 346-TXCDBG GNT-WCID1 BLOOM.		0.00	0.00
TXCDBG WCID2 PLACEDO			
=====			
347 101-2000	CLAIM ON CASH-WCID2 PLACEDO	4,526.36	
TOTAL 347-TXCDBG GNT- WCID2 PLACEDO		4,526.36	0.00
CDBG HURRICANE HARVEY DR			
=====			
348 101-2000	CLAIM ON CASH-CDBG HUR HARVEY	(34,511.70)	
TOTAL 348-CDBG HURRICANE HARVEY DR		(34,511.70)	0.00
STATE FEE ACCOUNT			
=====			
350 101-2000	CLAIM ON CASH-STATE FEE FD	223,653.62	
TOTAL 350-STATE FEE ACCOUNT		223,653.62	0.00
PESC MENTAL HEALTH DEPUTY			
=====			
355 101-2000	CLAIM ON CASH-PESC MENTAL HLTH	(1,716.52)	
TOTAL 355-PESC MENTAL HEALTH DEPUTY		(1,716.52)	0.00
MENTAL HLTH PEACE OFF FD			
=====			
356 101-2000	CLAIM ON CASH-MENTAL SO/GB	(51,368.10)	
TOTAL 356-MENTAL HEALTH PEACE OFF		(51,368.10)	0.00

CASH & INVESTMENTS BY FUND

AS OF: JUNE 30TH, 2021 JUNE 30TH, 2021

FUND ACCT. NO.	ACCOUNT NAME	CASH	INVESTMENTS
BISD SCHOOL RESOURCE OFF			
=====			
358 101-2000	CLAIM ON CASH-BISD SCHL RESOUR	(5,718.67)	
TOTAL 358-BISD SCHOOL RESOURCE OFF		(5,718.67)	0.00
SHERIFF'S FORFEITURE FD			
=====			
360 101-2000	CLAIM ON CASH-SHERIFF FORFEIT	529,262.67	
360 151-1001	TEXPOOL INVESTMENTS		0.00
360 151-1005	LOCAL GOVT. INVEST. COOP.		0.00
TOTAL 360-SHERIFF'S FORFEITURE FUND		529,262.67	0.00
SHERIFF'S DONATION FUND			
=====			
361 101-2000	CLAIM ON CASH-SHERIFF DONATION	260.70	
TOTAL 361-SHERIFF'S DONATION FUND		260.70	0.00
SHER DOJ FEDERAL FORFEIT			
=====			
362 101-2000	CLAIM ON CASH-SO DOJ FED FORFE	166,679.22	
TOTAL 362-SHERIFF DOJ FED. FORFEIT.		166,679.22	0.00
CDA CONTRABAND FORFEITURE			
=====			
370 101-2000	CLAIM ON CASH-CDA CONTRA FORF	891,810.63	
370 151-1005	LOCAL GOVT. INVEST. COOP.		0.00
TOTAL 370-CDA CONTRABAND FORFEITURE		891,810.63	0.00
CDA DOJ EQUITABLE SHARE			
=====			
371 101-2000	CLAIM ON CASH-CDA DOJ EQUIT	1,103.63	
TOTAL 371-CDA DOJ EQUITABLE SHARE		1,103.63	0.00
SHERIFF DOT FEDERAL FORF			
=====			
372 101-2000	CLAIM ON CASH-SO DOT FED FORF.	271,198.46	
TOTAL 372-SHERIFF DOT FEDERAL FORF		271,198.46	0.00

CASH & INVESTMENTS BY FUND

AS OF: JUNE 30TH, 2021

JUNE 30TH, 2021

FUND	ACCT. NO.	ACCOUNT NAME	CASH	INVESTMENTS
SHERIFF COMMISSARY FUND				
=====				
380	101-2000	CLAIM ON CASH-SHER. COMMISSARY	404,447.62	
TOTAL 380-SHERIFF COMMISSARY FUND			404,447.62	0.00
JUVENILE COMMISSARY FUND				
=====				
390	101-2000	CLAIM ON CASH-JUV COMMISSARY	7,573.46	
TOTAL 390-JUVENILE COMMISSARY FUND			7,573.46	0.00
NATIONAL SCHOOL LUNCH PRG				
=====				
392	101-2000	CLAIM ON CASH-NSLP	(24,767.41)	
TOTAL 392-NATIONAL SCHOOL LUNCH PRG			(24,767.41)	0.00
VISD SRO REIMBURSEMENT				
=====				
395	101-2000	CLAIM ON CASH-VISD SRO REIMB	(60,437.12)	
TOTAL 395-VISD SRO REIMBURSEMENT			(60,437.12)	0.00
HEALTH INSURANCE FUND				
=====				
410	101-2000	CLAIM ON CASH-HEALTH INSUR	(464,602.13)	
410	101-3000	CASH IN BANK/BOON CHAPMAN	28.79	
TOTAL 410-HEALTH INSURANCE FUND			(464,573.34)	0.00
EMPLOYEE BENEFIT FUND				
=====				
420	101-2000	CLAIM ON CASH-EMPLOYEE BENEF	3,720.10	
TOTAL 420-EMPLOYEE BENEFIT FUND			3,720.10	0.00
ELECTIONS ADM SPECIAL				
=====				
450	101-2000	CLAIM ON CASH-ELECT ADM SPEC	33,586.25	
TOTAL 450-ELECTIONS ADM SPECIAL			33,586.25	0.00

CASH & INVESTMENTS BY FUND

AS OF: JUNE 30TH, 2021 JUNE 30TH, 2021

FUND ACCT. NO.	ACCOUNT NAME	CASH	INVESTMENTS
HAVA ELCTN SECURITY GRANT			
=====			
454 101-2000	CLAIM ON CASH-HAVA ELECTN SECU	19,709.44	
TOTAL 454-HAVA ELECTN SECURITY GRNT		19,709.44	0.00
HELP AMERICA VOTE GRANT			
=====			
455 101-2000	CLAIM ON CASH-HELP AMER VOTE	0.00	
TOTAL 455-HELP AMERICA VOTE GRANT		0.00	0.00
CTCL GRANT			
=====			
456 101-2000	CLAIM ON CASH-CTCL GRANT	0.00	
TOTAL 456-CTCL GRANT		0.00	0.00
ELECTIONS CHAPTER 19			
=====			
457 101-2000	CLAIM ON CASH-ELECT CHAPT 19	(1,212.39)	
TOTAL 457-ELECTIONS CHAPTER 19 FD		(1,212.39)	0.00
TAX ASSESSOR SPECIAL			
=====			
499 101-3000	SPECIAL INVENTORY ACCT.	491,165.18	
TOTAL 499-TAX ASSESSOR SPECIAL		491,165.18	0.00
HISTORICAL COMMISSION			
=====			
500 101-2000	CLAIM ON CASH-HISTORICAL COMM	19,576.39	
TOTAL 500-HISTORICAL COMMISSION		19,576.39	0.00
TX HIST COMM CLG GRANT			
=====			
505 101-2000	CLAIM ON CASH-TX HIST COMM CL	0.00	
TOTAL 505-TX HIST COMM CLG GRANT		0.00	0.00

CASH & INVESTMENTS BY FUND

AS OF: JUNE 30TH, 2021 JUNE 30TH, 2021

FUND	ACCT. NO.	ACCOUNT NAME	CASH	INVESTMENTS
CHILD WELFARE BOARD				
=====				
515	101-2000	CLAIM ON CASH-CHILD WELFARE BD	13,243.85	
			-----	-----
TOTAL 515-CHILD WELFARE BOARD			13,243.85	0.00
			-----	-----
REBUILD TEXAS FUND				
=====				
550	101-2000	CLAIM ON CASH-REBUILD TX FUND	54,802.43	
			-----	-----
TOTAL 550-REBUILD TEXAS FUND			54,802.43	0.00
			-----	-----
DEBT SERVICE				
=====				
700	101-2000	CLAIM ON CASH-DEBT SERVICE	863,069.79	
			-----	-----
TOTAL 700-DEBT SERVICE			863,069.79	0.00
			-----	-----
LAW LIBRARY FUND				
=====				
720	101-2000	CLAIM ON CASH-LAW LIBRARY FD	36,432.40	
			-----	-----
TOTAL 720-LAW LIBRARY FUND			36,432.40	0.00
			-----	-----
LTR GRP RENOVATN RETAIN				
=====				
771	101-2000	CLAIM ON CASH-LTR GRP RETAIN	0.00	
			-----	-----
TOTAL 771-LTR GRP RENOVATN RETAIN			0.00	0.00
			-----	-----
VICTORIA HEALTH DEPT				
=====				
800	101-2000	CLAIM ON CASH-HEALTH DEPT	(668,380.55)	
800	101-3000	CASH IN BANK/HLTH 340B DRAFT.	380,110.09	
			-----	-----
TOTAL 800-VICTORIA HEALTH DEPT.			(288,270.46)	0.00
			-----	-----
TX A&M UNIV HLTH SCIENCE				
=====				
801	101-2000	CLAIM ON CASH-TX A&M HLTH SCI	5,628.25	
			-----	-----
TOTAL 801-TX A&M UNIV HLTH SCIENCE			5,628.25	0.00
			-----	-----

CASH & INVESTMENTS BY FUND

AS OF: JUNE 30TH, 2021

JUNE 30TH, 2021

FUND ACCT. NO.	ACCOUNT NAME	CASH	INVESTMENTS
MEDICAID ADM CLAIM FD			
=====			
802 101-2000	CLAIM ON CASH-MEDICAID ADM CLM	53,068.37	
TOTAL 802-MEDICAID ADM CLAIMS FD		53,068.37	0.00
TEXAS HOME VISITING GNT			
=====			
803 101-2000	CLAIM ON CASH-TX HOME VISITING	(81,715.89)	
TOTAL 803-TEXAS HOME VISITING GRANT		(81,715.89)	0.00
HOGG FOUNDATION GRANT			
=====			
804 101-2000	CLAIM ON CASH-HOGG FOUNDAT.	49,378.49	
TOTAL 804-HOGG FOUNDATION GNT		49,378.49	0.00
HURRICANE PUBLIC HLTH GNT			
=====			
805 101-2000	CLAIM ON CASH-HURRICANE PUBLIC	(15,533.25)	
TOTAL 805-HURRICANE PUBLIC HLTH GNT		(15,533.25)	0.00
AMERICARES			
=====			
806 101-2000	CLAIM ON CASH-AMERICARES	0.00	
TOTAL 806-AMERICARES		0.00	0.00
VICTORIA WIC PROGRAM			
=====			
810 101-2000	CLAIM ON CASH-WIC PROGRAM	(41,755.62)	
TOTAL 810-VICTORIA WIC PROGRAM		(41,755.62)	0.00
NAVARRO PROJECT FUND			
=====			
845 101-2000	CLAIM ON CASH-NAVARRO LEASE	0.00	
845 101-3000	CASH/BK NY/INTEREST	0.00	
845 101-3001	CASH/BK NY/PRINCIPAL	0.00	
845 101-3002	CASH/BK NY/PROJECT	0.00	
845 101-3003	CASH/BK NY/RESERVE (2017)	0.00	
845 151-1001	MONEY MARKET MUTUAL FDS		0.00
845 151-1002	GOVERNMENT SECURITIES		0.00

CASH & INVESTMENTS BY FUND

AS OF: JUNE 30TH, 2021

JUNE 30TH, 2021

FUND ACCT. NO.	ACCOUNT NAME	CASH	INVESTMENTS
845 151-1006	INVESTORS CASH TRUST		0.00
TOTAL 845-NAVARRO PROJECT FUND		0.00	0.00
FLEXIBLE BENEFITS PLAN			
870 101-2000	CASH-FLEX BEN-DENTAL, LIFE,VSN	21,806.97	
870 101-3000	CASH IN BANK/PROSPERITY BANK	82,077.75	
TOTAL 870-FLEXIBLE BENEFITS PLAN		103,884.72	0.00
LEOSE FUND			
880 101-2000	CLAIM ON CASH-LEOSE FUND	61,558.47	
TOTAL 880-LEOSE FUND		61,558.47	0.00
TOTAL CASH AND INVESTMENTS		72,432,064.57	11,551,183.27

*** END OF REPORT ***

Pooled Cash	(35,470,858.46)	11,551,183.27
	<u>36,961,206.11</u>	<u>11,551,183.27</u>

FUND ACCT. NO.	ACCOUNT NAME	CASH	INVESTMENTS
VICTORIA COUNTY HOSPITAL			
=====			
820 101-1000	HOSPITAL FUND	50,132,136.95	
820 101-2004	CMC 125 PLAN	169,496.08	
820 101-2010	CMC BONDS 2019	6,282,460.54	
820 101-3000	CMC ACCTS PAYABLE	(813,807.10)	
820 101-4000	CMC PAYROLL	28,210.80	
820 101-4100	CMC MEDICAL PROFESS #214125768	100.00	
820 101-4105	CMC MEDICAL PROFESS #217301213	12,182,889.57	
820 101-4200	CMC WEIGHT MANAGEMENT CNTR	543,918.78	
820 101-4300	CMC HOME HEALTH AGENCY	4,857,459.77	
820 101-5001	ARBORETUM NURSE /REHAB/WINNIE	0.00	
820 101-5002	MATAGORDA NURSING & REHAB	57,643.89	
820 101-5003	TWIN PINES NURSING & REHAB	153,060.72	
820 101-5004	SHADY OAKS NURSING & REHAB	84,766.96	
820 101-5005	AMISTAD NURSING & REHAB	0.00	
820 101-5006	GANADO NURSING & REHAB	61,060.75	
820 101-5007	CUERO NURSING & REHAB	0.00	
820 101-5008	STEVENS NURSE & REHAB/HALLETTS	131.00	
820 101-5009	PORT LAVACA NURSING & REHAB	0.00	
820 101-5010	SOUTHBROOKE NURSING & REHAB	0.00	
820 101-5011	WHARTON NURSING & REHAB	0.00	
820 101-5012	YOAKUM NURSING & REHAB	0.00	
820 101-5100	CUERO NURSING & REHAB-HUD	112,081.47	
820 101-5105	STEVENS NURSE & REHAB-HUD	113,728.26	
820 101-5110	PORT LAVACA NURSE & REHAB-HUD	210,224.31	
820 101-5115	SOUTHBROOKE NURSE&REHAB-HUD	172,972.38	
820 101-5120	WHARTON NURSING& REHAB-HUD	237,027.17	
820 101-5125	YOAKUM NURSING & REHAB-HUD	40,177.26	
820 101-5130	MATAGORDA NURSING & REHAB-HUD	38,281.49	
820 101-5135	TWIN PINES NURSING & REHAB-HUD	1,497.64	
820 101-5140	GANADO NURSING & REHAB-HUD	0.00	
820 151-1004	CERTIFICATES OF DEPOSIT		0.00
820 151-1005	LOCAL GOVT. INVEST. COOP.		0.00
TOTAL 820-VICTORIA COUNTY HOSPITAL		74,665,518.69	0.00
TOTAL CASH AND INVESTMENTS		74,665,518.69	0.00

*** END OF REPORT ***

CD INVESTMENTS GENERAL FUND

PERIOD ENDING 6/30/2021

ISSUER	CUSIP	BROKER	TERM	% EARN	BOOK VALUE	SETTLE	MATURE	MKT P
KESSLER FEDERAL CREDIT UNION	49254FAJ5	MBS	30	3.00%	\$ 245,000.00	1/31/2019	7/30/2021	10
KERN SCHOOL FEDERAL CREDIT UNION	49228XAA8	MBS	36	2.80%	\$ 245,000.00	2/27/2019	2/28/2022	10
MORGAN STANLY PRIVATE BANK NATIONAL ASSN GOLDMAN SACHS	61760AWX3 38148P4N4	MBS	36	2.75%	\$ 245,000.00	3/7/2019	3/7/2022	10
MEDALLION BANK SALT LAKE CITY UT	58404DDP3	MBS	36	2.70%	\$ 245,000.00	3/22/2019	3/22/2022	10
SIGNAT BANK ARKANSAS FAYETTEVILLE	82669LJC8	MBS	36	2.50%	\$ 245,000.00	5/17/2019	5/17/2022	10
BANK OF NEW ENGLAND SALEM NH	06426KBB3	MBS	36	2.45%	\$ 245,000.00	5/23/2019	5/23/2022	10
TIAA FSB JACKSONVILLE FL	87270LCE1	MBS	36	2.50%	\$ 245,000.00	5/17/2019	5/17/2022	10
CAPITAL ONE BANK USA NATL ASSN GLEN ALLEN CA	14042TAN7	MBS	35	2.45%	\$ 200,000.00	6/10/2019	5/23/2022	10
LUANA SAVINGS BANK IOWA	549104GV3	MBS	36	2.20%	\$ 245,000.00	6/21/2019	6/21/2022	10
BALBOA THRIFT & LOAN ASSN CHULA VISTA CA	05765LAX5	MBS	36	2.00%	\$ 245,000.00	7/19/2019	7/18/2022	10
UNITED BANKERS BANK BLOOMINGTON MN	909557JE1	MBS	30	2.00%	\$ 245,000.00	7/24/2019	1/24/2022	10
1ST SOURCE BANK SOUTH BEND IN	33646CLH5	MBS	35	2.00%	\$ 245,000.00	7/11/2019	6/13/2022	10
BARCLAYS BANK DEL RETAIL	06740KNF0	MBS	24	2.00%	\$ 245,000.00	7/19/2019	7/17/2021	10
HANMI BANK LOS ANGELES CA	410493ELO	MBS	36	2.00%	\$ 245,000.00	7/19/2019	7/19/2022	10
CONGRESSIONAL BANK POTPMAC MD	20726ABB3	MBS	28	2.00%	\$ 245,000.00	7/24/2019	11/24/2021	10
FIRST NATL BANK PARAGOULD ARK	32114LBN8	MBS	36	2.00%	\$ 245,000.00	7/26/2019	7/26/2022	10
THREE RIVERS CREDIT UNION FT WAYNE IN	88563LAH0	MBS	24	2.10%	\$ 245,000.00	8/1/2019	8/2/2021	10
CIT BANK NAT ASSN PASADENA CA	12556LBB1	MBS	36	1.95%	\$ 245,000.00	8/23/2019	8/23/2022	10
RAYMOND JAMES BANK NATL ASSN	75472RAC5	MBS	36	1.90%	\$ 245,000.00	8/23/2019	8/23/2022	10
STERLING BANK POPLAR BLUFF MO	85916VDL6	MBS	37	1.75%	\$ 245,000.00	9/6/2019	10/6/2022	10
FIRST FARMERS BK&TR CONVERSE IN	320165JL8	MBS	24	1.65%	\$ 245,000.00	9/6/2019	9/3/2021	10
COMMUNITY FIST BANK KOKOMO IN	20368TCN8	MBS	24	1.65%	\$ 245,000.00	9/12/2019	9/13/2021	10
FIRST NATL BANK AMER EAST LANSING MI	32110YNA9	MBS	24	1.60%	\$ 245,000.00	9/17/2019	9/17/2021	10
FIRST NATL BANK SYRACUSE JOHNSON KS	334342CG5	MBS	26	1.65%	\$ 245,000.00	9/18/2019	11/18/2021	10
MAPLE BANK CHAMPLIN MN	565109BP9	MBS	30	1.70%	\$ 245,000.00	10/11/2019	4/11/2022	10
ENCORE BANK LITTLE ROCK AR	29260MAPO	MBS	30	1.70%	\$ 245,000.00	10/23/2019	4/25/2022	10
WELL FARGO NATL BANK WEST LAS VEGAS NV	949495AT2	MBS	36	1.90%	\$ 245,000.00	1/29/2020	1/30/2023	10
SOMERSET TRUST CO PA	835104BW9	MBS	18	1.65%	\$ 245,000.00	1/30/2020	7/30/2021	10
SYNOVUS BANK COLUMBUS GA	87164DQB9	MBS	18	1.65%	\$ 245,000.00	1/30/2020	7/30/2021	10
NEXTIER BANK N A KITTANNING PA	65344AAB1	MBS	24	1.60%	\$ 245,000.00	2/21/2020	2/22/2022	10
EAGLE BANK BETHESDA MD	27002YEU6	MBS	30	1.60%	\$ 245,000.00	2/12/2020	8/12/2022	10
ALMA BANK ASTORIA NY	020080BR7	MBS	36	1.60%	\$ 245,000.00	2/7/2020	2/7/2023	10

CD INVESTMENTS GENERAL FUND

PERIOD ENDING 6/30/2021

ISSUER	CUSIP	BROKER	TERM	% EARN	BOOK VALUE	SETTLE	MATURE	MKT P
MORGAN STANLY PRIVATE BANK	61760A6Q7	MBS	36	1.85%	\$ 245,000.00	1/30/2020	1/30/2023	10
LIVE OAK BANKING CO	538036JZ8	MBS	36	1.55%	\$ 245,000.00	3/6/2020	3/6/2023	10
AXOS BANK	05465DAG3	MBS	36	1.60%	\$ 245,000.00	3/26/2020	3/27/2023	10
GREENSTATE CREDIT UNION	39573LBF4	MBS	36	0.045%	\$ 249,000.00	5/14/2021	5/14/2024	10
NEW YORK COMMUNITY BANK	649447UP2	MBS	36	0.350%	\$ 249,000.00	6/3/2021	6/3/2024	10
				1.93%	9,273,000.00			101.4

INTEREST EARNED STATEMENT
JUNE 2021

FUND	FUND NAME	2018	2019	2020	2021 YR TO DATE	CURRENT MONTH
100	GENERAL FUND	466,648.37	587,193.96	394,512.17	108,208.95	14,678.47
200	ROAD & BRIDGE FUND	75,845.46	107,701.21	29,957.88	820.22	41.20
700	DEBT SERVICE	10,491.55	16,599.52	5,297.82	176.27	7.27
770	CAPITAL PROJECTS	0.00	0.00	0.00	0.00	0.00
	Sub-Total Budgeted Funds	552,985.38	711,494.69	429,767.87	109,205.44	14,726.94
119	CLERK'S ARCHIVE	5551.35	4,809.15	1339.90	52.09	2.76
150	TAX SALES	552.17	552.17	188.95	10.55	0.56
190	AMERICAN RESCUE PLAN	0.00	0.00	0.00	103.70	75.90
231	JUVENILE PROBATION	0.00	0.00	26.58	0.00	0.00
240	DRUG COURTS PROGRAM	256.25	364.14	90.63	0.67	0.02
300	CDA PROCESSING FEE	168.15	113.51	56.08	1.60	0.13
310	4-H ACTIVITY CENTER	120.37	162.21	41.40	1.09	0.06
320	AIRPORT DRAFTING	351.11	351.11	2580.64	125.38	5.68
321	AIRPORT	2244.67	4,517.73	0.00	0.00	0.00
330	SPECIAL SERVICE	9596.57	9,179.04	2006.11	88.88	7.55
338	GCRP 911	275.60	275.60	459.94	16.96	0.83
360	SHERIFF'S FORFEITURE	7251.10	9,444.59	2569.35	68.90	3.98
361	SHERIFF'S DONATION	8.47	6.08	1.50	0.03	0.00
362	SHERIFF'S DOJ	4965.25	6,544.45	1712.99	29.73	1.41
370	CDA CONTRABAND FORFEIT.	10490.95	14,327.42	4629.56	149.94	7.45
371	CDA DOJ EQUITABLE SHARE	17.69	23.69	6.32	0.19	0.01
372	SHERIFF DOT FED FORFEIT	1369.73	2,241.60	1556.92	47.07	2.30
380	SHERIFF COMMISSARY	3954.32	5,771.00	1516.82	61.56	3.26
390	JUVENILE COMMISSARY	112.82	155.19	42.12	1.29	0.06
410	HEALTH INSURANCE	9542.34	2,826.58	520.89	28.79	3.75
450	ELECTION ADMINISTRATOR	255.79	603.90	112.79	1.61	0.23
454	HAVA SECURITY GRANT	0.00	0.00	8.79	3.65	0.17
455	HELP AMERICA VOTE GRANT	0.00	0.00	23.10	0.38	0.00
499	TAX ASSESSOR SPECIAL	8572.46	12,336.30	2132.62	69.35	3.61
500	HISTORICAL COMMISSION	406.58	465.73	115.82	3.44	0.17
771	LONG TERM RENO RETAIN	0.00	0.00	47.36	5.90	0.00
800	HEALTH DEPT DRAFTING	179.54	344.06	134.86	31.48	2.77
870	FLEXIBLE BENEFIT PLAN	817.46	1,462.81	452.24	15.88	0.67
820	HOSPITAL	522103.44	660,159.66	218255.08	9,408.13	416.60
820	CMC 125 PLAN	2738.71	3,574.47	919.23	29.15	1.39
830	CMC ACCOUNTS PAYABLE	19037.56	21,179.25	6,180.52	210.81	9.41
840	CMC PAYROLL	6975.28	8,995.36	2,510.40	78.40	4.92
820	CMC MEDICAL PROFESSIONAL	79628.52	150,498.80	28,373.70	1,254.80	96.27
820	CMC HOME HEALTH	15579.84	45,408.24	17,674.68	716.76	39.34
820	CMC WEIGHT MGMT	6202.93	9,384.11	2,669.80	86.58	4.41
820	CMC NURSING HOMES	25035.19	31,354.07	8,031.76	202.99	9.85
950	NAVIGATION DISTRICT	85119.55	145,379.51	43,977.79	1,389.13	68.74
950	NAVIG CONSTRUCTION 2012A	1.98	0.23	0.00	0.00	0.00
950	NAVIG. CONSTRUCTION 2015	126550.67	78,476.12	6,262.51	188.66	5.80
950	NAVIG 2012A/B INT& SINKING	6909.40	9,613.21	3,205.40	92.09	0.45
950	NAVIG. INTEREST & SINKING	25.76	2.84	0.00	0.00	0.00
	TOTAL	1,515,954.95	1,952,398.62	790,203.02	123,783.05	15,507.45