


MINUTES OF COUNTY FINANCES
TREASURER'S REPORT
MONTHLY- DECEMBER 2021

IN THE MATTER OF COUNTY FINANCES
IN THE HANDS OF SEAN KENNEDY
TREASURER OF VICTORIA COUNTY, TEXAS

COMMISSIONERS' COURT
VICTORIA COUNTY, TEXAS
IN SPECIAL SESSION
REGULAR TERM JANUARY
2022


IN ACCORDANCE with Section 114.026, Local Government Code, we, the undersigned, constituting the entire Commissioners Court of said County, certify that on the 24th day of January 2022, at the Special Session of a Regular Term of Court. We compared and examined the monthly report of Sean Kennedy, Treasurer of Victoria County, Texas, for December 2021, and finding the same correct, entered an order in the Minutes approving said Report, which states total cash and investments on hand as \$121,739,733.24



Danny Garcia, Commissioner Pct. 1



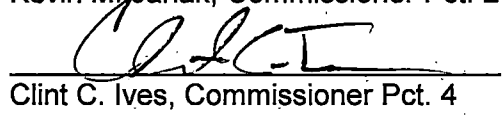
Gary Burns, Commissioner Pct. 3



Ben Zeller, County Judge

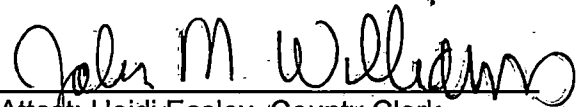


Kevin M. Janak, Commissioner Pct. 2



Clint C. Ives, Commissioner Pct. 4

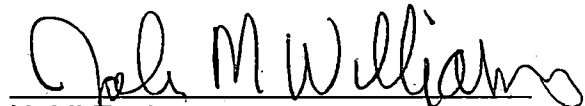
SWORN TO AND SUBSCRIBED BEFORE ME, by Ben Zeller, County Judge, and County Commissioners of said Victoria County, each respectively, on this the 24th day of January, A.D., 2022.




Attest: Heidi Easley, County Clerk

BY: John M. Williams, Chief Deputy

FILED FOR RECORD THIS 24th DAY OF JANUARY A.D. 2022, and recorded on the 24th day of January, A.D. 2022.



Heidi Easley, County Clerk and
Ex-Officio Clerk of the Commissioners
Court in and for Victoria County, Texas.

By: 
Deputy **Stefanie Tumlison**



MONTHLY REPORT OF

SEAN KENNEDY, COUNTY TREASURER

VICTORIA COUNTY, TEXAS

FOR THE MONTH OF DECEMBER 2021

This report, presented for the approval of the Commissioners' Court, in accordance with Vernon's Texas Codes Annotated, Local Government Code, and Section 83.002 (a) (3), and Title 10, Chapter 2256, Government Code (Public Funds Investment Act), is true and correct to the best of my knowledge and belief, according to the records of this office.

Sean Kennedy
SEAN KENNEDY
COUNTY TREASURER

VICTORIA COUNTY
INVESTMENTS ON HAND
DECEMBER 31, 2021

FUND	INV. NO.	PURCH DATE	PAR AMOUNT	DESCRIPTION	MAT DATE	CALL DATE	NET YIELD	PURCH PRICE	INDIV FND AMOUNT	TOTAL INVESTMENT	MARKET PRICE	MARKET VALUE
<u>VICTORIA COUNTY</u>												
				L.O.G.I.C. POOL			0.074%			2,278,712.34		2,278,712.34
				CERTIFICATE OF DEPOSIT			1.810%			7,819,000.00		7,819,000.00
				CASH ON HAND-COUNTY FUNDS			0.300%			32,657,962.25		32,657,962.25
				<u>TOTAL COUNTY FUNDS</u>						<u>42,755,674.59</u>		<u>42,755,674.59</u>
<u>CITIZENS MEDICAL CENTER</u>												
				L.O.G.I.C. POOL			0.000%			0.00		0.00
				CERTIFICATE OF DEPOSIT			0.000%			0.00		0.00
BANK BALANCE				CMC NURSING HOMES			0.300%			1,793,465.46		1,793,465.46
				CASH ON HAND-CITIZENS MEDICAL CENTER			0.300%			71,342,249.45		71,342,249.45
				<u>TOTAL HOSPITAL FUNDS</u>						<u>73,135,714.91</u>		<u>73,135,714.91</u>
<u>NAVIGATION DISTRICT</u>												
				CASH ON HAND 2015 CONSTRUCTION			0.300%			61,021.93		61,021.93
				CASH ON HAND 2015 INTEREST & SINKING			0.300%			430,955.73		430,955.73
				PROMOTION AND DEVELOPMENT FUND			0.300%			376,758.55		376,758.55
				CASH ON HAND-2012A/B INTEREST/SINKING			0.300%			498,435.74		498,435.74
BANK BALANCE				CASH ON HAND-NAVIGATION DISTRICT			0.300%			4,481,171.79		4,481,171.79
				<u>TOTAL NAVIGATION DIST FUNDS</u>						<u>5,848,343.74</u>		<u>5,848,343.74</u>
<u>SUMMARY TOTAL PORTFOLIO</u>												
				TOTAL COUNTY FUNDS						42,755,674.59	35.1206%	42,755,674.59
				TOTAL HOSPITAL FUNDS						73,135,714.91	60.0755%	73,135,714.91
BANK BALANCE				TOTAL NAVIGATION DISTRICT FUNDS						5,848,343.74	4.8040%	5,848,343.74
				<u>TOTAL FUNDS</u>						<u>121,739,733.24</u>	<u>100.00%</u>	<u>121,739,733.24</u>
				CASH ON HAND - ALL FUNDS						111,642,020.90	91.71%	111,642,020.90
				PLEGGED SECURITIES - ALL FUNDS						148,916,254.86		150,063,442.40
				CERTIFICATES OF DEPOSIT						7,819,000.00	6.42%	7,819,000.00
				MONEY MKT MUTUAL FUNDS						0.00	0.00%	0.00
				L.O.G.I.C. POOL						2,278,712.34	1.87%	2,278,712.34
				GOVERNMENT SECURITIES						0.00	0.00%	0.00
				<u>TOTAL INVESTMENTS</u>						<u>10,097,712.34</u>	<u>8.29%</u>	<u>10,097,712.34</u>
				<u>TOTAL PORTFOLIO INCLUDING CASH</u>						<u>121,739,733.24</u>	<u>100.00%</u>	<u>121,739,733.24</u>

VICTORIA COUNTY
 CASH & INVESTMENTS BY FUND
 AS OF: DECEMBER 31ST, 2021

FUND ACCT. NO.	ACCOUNT NAME	CASH	INVESTMENTS
POOLED CASH - APCA			
=====			
001 101-2000	POOLED CASH	30,328,173.04	
001 101-2005	POOLED CASH-PAYROLL	0.00	
TOTAL 001-POOLED CASH - APCA		30,328,173.04	0.00

GENERAL FUND			
=====			
100 101-2000	CLAIM ON CASH-GENERAL FUND	13,028,883.88	
100 101-3000	VC CREDIT CARD CLEARING ACCT	102,327.57	
100 151-1003	CERTIFICATE OF DEPOSIT		7,819,000.00
100 151-1005	LOCAL GOVT. INVEST. COOP.		2,278,712.34
TOTAL 100-GENERAL FUND		13,131,211.45	10,097,712.34

EMERGENCY MGMT			
=====			
108 101-2000	CLAIM ON CASH-EMER MGMT	(274,515.67)	
TOTAL 108-EMERGENCY MGMT		(274,515.67)	0.00

LEPC FUND			
=====			
109 101-2000	CLAIM ON CASH-LEPC	14,268.56	
TOTAL 109-LEPC FUND		14,268.56	0.00

J. P. SPECIAL FUND			
=====			
110 101-2000	CLAIM ON CASH-J.P. SPECIAL FD	258.36	
TOTAL 110-J.P. SPECIAL FUND		258.36	0.00

COURT-INITIATED GUARDIANS			
=====			
117 101-2000	CLAIM ON CASH-COURT INITIATED	0.00	
TOTAL 117-COURT-INITIATED GUARDIANS		0.00	0.00

CASH & INVESTMENTS BY FUND

AS OF: DECEMBER 31ST, 2021 DECEMBER 31ST, 2021

FUND ACCT. NO.	ACCOUNT NAME	CASH	INVESTMENTS
COUNTY JURY FUND			
=====			
118 101-2000	CLAIM ON CASH-COUNTY JURY FUND	1,084.72	
		-----	-----
TOTAL 118-COUNTY JURY FUND		1,084.72	0.00
		-----	-----
CO CLERK ARCHIVE FEE FD			
=====			
119 101-2000	CLAIM ON CASH-CO CLK ARCHIVE	374,129.54	
		-----	-----
TOTAL 119-CO CLERK ARCHIVE FEE FD		374,129.54	0.00
		-----	-----
RECORDS MANAGEMENT FUND			
=====			
120 101-2000	CLAIM ON CASH-RECORD MGMT	154,380.67	
		-----	-----
TOTAL 120-RECORDS MANAGEMENT FUND		154,380.67	0.00
		-----	-----
COURTHOUSE SECURITY FUND			
=====			
121 101-2000	CLAIM ON CASH-CRTHSE SECURITY	126,887.67	
		-----	-----
TOTAL 121-COURTHOUSE SECURITY FUND		126,887.67	0.00
		-----	-----
JUSTICE CT BLDG SECURITY			
=====			
122 101-2000	CLAIM ON CASH-JP CRT BLD SECUR	43,174.16	
		-----	-----
TOTAL 122-JUSTICE CT BLDG SECURITY		43,174.16	0.00
		-----	-----
DIST. CLERK RECORDS MGMT			
=====			
123 101-2000	CLAIM ON CASH-DIST CLK REC MGT	4,093.72	
		-----	-----
TOTAL 123-DIST. CLERK RECORD MGMT		4,093.72	0.00
		-----	-----
CO CLERK OF THE COURT			
=====			
124 101-2000	CLAIM ON CASH-CO CLRK OF COUR	32,277.08	
		-----	-----
TOTAL 124-CO CLERK OF THE COURT		32,277.08	0.00
		-----	-----

CASH & INVESTMENTS BY FUND

AS OF: DECEMBER 31ST, 2021 DECEMBER 31ST, 2021

FUND ACCT. NO.	ACCOUNT NAME	CASH	INVESTMENTS
DIST CLERK OF THE COURT			
=====			
125 101-2000	CLAIM ON CASH-DIST CLERK OF CRT	4,897.67	
		-----	-----
TOTAL 125-DIST CLERK OF THE COURT		4,897.67	0.00
		-----	-----
COURT REPORTER SERVICE			
=====			
126 101-2000	CLAIM ON CASH-CRT REPORTER SRV	270.00	
		-----	-----
TOTAL 126-COURT REPORTER SERVICE		270.00	0.00
		-----	-----
COURT FACILITY FEE FUND			
=====			
127 101-2000	CLAIM ON CASH-CRT FACILITY FEE	0.00	
		-----	-----
TOTAL 127-COURT FACILITY FEE FUND		0.00	0.00
		-----	-----
CDBG-DR LOCAL BUYOUT			
=====			
128 101-2000	CLAIM ON CASH-CDBG-DR LOCAL BU	0.00	
		-----	-----
TOTAL 128-CDBG-DR LOCAL BUYOUT		0.00	0.00
		-----	-----
LANGUAGE ACCESS FUND			
=====			
129 101-2000	CLAIM ON CASH-LANGUAGE ACCESS	0.00	
		-----	-----
TOTAL 129-LANGUAGE ACCESS FUND		0.00	0.00
		-----	-----
PATRIOT PARK DONATION FD			
=====			
140 101-2000	CLAIM ON CASH-PATRIOT PRK DON	3,001.56	
		-----	-----
TOTAL 140-PATRIOT PARK DONATION FD		3,001.56	0.00
		-----	-----
SHERIFF'S SPECIAL FUND			
=====			
150 101-2000	CLAIM ON CASH-SHERIFFS SPECIAL	0.00	
150 101-3000	PROPERTY TAX SALE ACCOUNT	69,169.80	
		-----	-----
TOTAL 150-SHERIFF'S SPECIAL FUND		69,169.80	0.00
		-----	-----

CASH & INVESTMENTS BY FUND

AS OF: DECEMBER 31ST, 2021 DECEMBER 31ST, 2021

FUND ACCT. NO.	ACCOUNT NAME	CASH	INVESTMENTS
CONSTABLE'S SPECIAL FUND			
=====			
155	101-2000 CLAIM ON CASH-CONSTABLES SPEC	0.00	
		-----	-----
	TOTAL 155-CONSTABLE'S SPECIAL FUND	0.00	0.00
		-----	-----
CLERK'S SPECIAL FUND			
=====			
160	101-2000 CLAIM ON CASH-CLERKS SPECIAL	0.00	
		-----	-----
	TOTAL 160-CLERK'S SPECIAL FUND	0.00	0.00
		-----	-----
AMERICAN RESCUE PLAN			
=====			
190	101-2000 CLAIM ON CASH-AMERICAN RESCUE	8,376,809.70	
		-----	-----
	TOTAL 190-AMERICAN RESCUE PLAN	8,376,809.70	0.00
		-----	-----
DR-4586 2021 WINTER WEATH			
=====			
191	101-2000 CLAIM ON CASH-DR-4586 2021 WIN	0.00	
		-----	-----
	TOTAL 191-DR-4586 2021 WINTER WEATH	0.00	0.00
		-----	-----
COVID19			
=====			
192	101-2000 CLAIM ON CASH-COVID19	555,214.58	
		-----	-----
	TOTAL 192-COVID19	555,214.58	0.00
		-----	-----
GULF/MEXICO ENERGY SEC			
=====			
195	101-2000 CLAIM ON CASH-GULF MEXICO ENGY	501,151.64	
		-----	-----
	TOTAL 195-GULF/MEXICO ENERGY SEC.	501,151.64	0.00
		-----	-----
HMGP DR-4332-0149 SO&JAIL			
=====			
196	101-2000 CLAIM ON CASH-HMGP DR-4332-014	0.00	
		-----	-----
	TOTAL 196-HMGP DR-4332-0149 SO&JAIL	0.00	0.00
		-----	-----

CASH & INVESTMENTS BY FUND

AS OF: DECEMBER 31ST, 2021 DECEMBER 31ST, 2021

FUND ACCT. NO.	ACCOUNT NAME	CASH	INVESTMENTS
FEMA HAZARD MIT FUND			
=====			
197 101-2000	CLAIM ON CASH-FEMA HAZARD MIT	0.00	
TOTAL 197- FEMA HAZARD MIT. FD		0.00	0.00

HURRICANE HARVEY DR#4332			
=====			
196 101-2000	CLAIM ON CASH-HURRICANE HARVEY	0.00	
198 101-3000	CLAIM ON CASH/GRANT FUND	0.00	
TOTAL 198-HURRICANE HARVEY DR#4332		0.00	0.00

TXDOT MCCOY RD RECONST			
=====			
199 101-2000	CLAIM ON CASH-TXDOT MCCOY RD	312,734.20	
TOTAL 199-TXDOT MCCOY RD RECONST		312,734.20	0.00

ROAD AND BRIDGE FUND/PCT			
=====			
201 101-2000	CLAIM ON CASH-R&B PCT #1	735,499.58	
TOTAL 201-ROAD & BRIDGE FUND PCT 1		735,499.58	0.00

ROAD AND BRIDGE FUND/PCT			
=====			
202 101-2000	CLAIM ON CASH-R&B PCT #2	1,173,454.54	
TOTAL 202-ROAD & BRIDGE FUND PCT 2		1,173,454.54	0.00

ROAD AND BRIDGE FUND/PCT			
=====			
203 101-2000	CLAIM ON CASH-R&B PCT #3	1,126,541.44	
TOTAL 203-ROAD & BRIDGE FUND PCT 3		1,126,541.44	0.00

ROAD AND BRIDGE FUND/PCT			
=====			
204 101-2000	CLAIM ON CASH-R&B PCT #4	856,710.56	
TOTAL 204-ROAD & BRIDGE FUND PCT 4		856,710.56	0.00

CASH & INVESTMENTS BY FUND

AS OF: DECEMBER 31ST, 2021 DECEMBER 31ST, 2021

FUND	ACCT. NO.	ACCOUNT NAME	CASH	INVESTMENTS
CTIF GRANT FUND				
=====				
210	101-2000	CLAIM ON CASH-CTIF	(37,863.69)	
			-----	-----
TOTAL 210-CTIF GRANT FUND			(37,863.69)	0.00
			-----	-----
CAPITAL CREDITS FUND				
=====				
215	101-2000	CLAIM ON CASH-CAPITAL CREDITS	109,240.90	
			-----	-----
TOTAL 215-CAPITAL CREDITS FUND			109,240.90	0.00
			-----	-----
JUVENILE RESTITUTION				
=====				
221	101-2000	CLAIM ON CASH-JUVEN.RESTITUT.	18.93	
			-----	-----
TOTAL 221-JUVENILE RESTITUTION			18.93	0.00
			-----	-----
JUVENILE PROBATION FUND				
=====				
231	101-2000	CLAIM ON CASH-JUVEN PROBAT.	11,022.74	
			-----	-----
TOTAL 231-JUVENILE PROBATION FD			11,022.74	0.00
			-----	-----
DRUG COURTS PROGRAMS				
=====				
240	101-2000	CLAIM ON CASH-DRUG CRT PROG	396.56	
			-----	-----
TOTAL 240-DRUG COURTS PROGRAM			396.56	0.00
			-----	-----
24TH JUDICIAL DIST PROB				
=====				
241	101-2000	CLAIM ON CASH-24 JUD DIST PROB	0.00	
			-----	-----
TOTAL 241-24TH JUDICIAL DIST. PROB			0.00	0.00
			-----	-----
COUNTY SPECIALTY COURT				
=====				
245	101-2000	CLAIM ON CASH-CNTY SPECIALTY	11,925.23	
			-----	-----
TOTAL 245-COUNTY SPECIALTY COURT			11,925.23	0.00
			-----	-----

CASH & INVESTMENTS BY FUND

AS OF: DECEMBER 31ST, 2021 DECEMBER 31ST, 2021

FUND ACCT. NO.	ACCOUNT NAME	CASH	INVESTMENTS
LOCAL TRUANCY PREVENTION			
=====			
280 101-2000	CLAIM ON CASH-LOCAL TRUANCY	19,184.35	
		-----	-----
	TOTAL 280-LOCAL TRUANCY PREVENTIONS	19,184.35	0.00
		-----	-----
JUSTICE TECHNOLOGY FUND			
=====			
281 101-2000	CLAIM ON CASH-JUSTICE TECH.	15,419.85	
		-----	-----
	TOTAL 281-JUSTICE TECHNOLOGY FD.	15,419.85	0.00
		-----	-----
FAMILY PROTECTION FEE FD			
=====			
282 101-2000	CLAIM ON CASH-FAM PROTECT FEE	243.78	
		-----	-----
	TOTAL 282-FAMILY PROTECTION FEE FD	243.78	0.00
		-----	-----
CO/DIST TECHNOLOGY FD			
=====			
283 101-2000	CLAIM ON CASH-CO/DIST TECHNOL	20,236.68	
		-----	-----
	TOTAL 283-CO/DIST TECHNOLOGY FD	20,236.68	0.00
		-----	-----
CHILD ABUSE PREVENTION			
=====			
286 101-2000	CLAIM ON CASH-CHILD ABUSE PRV	125.44	
		-----	-----
	TOTAL 286-CHILD ABUSE PREVENTION	125.44	0.00
		-----	-----
CDA PROCESSING FEE FUND			
=====			
300 101-2000	CLAIM ON CASH-CDA PROCESS FEE	2,276.26	
		-----	-----
	TOTAL 300-CDA PROCESSING FEE FUND	2,276.26	0.00
		-----	-----
BOND FORFEITURE COMM			
=====			
301 101-2000	CLAIM ON CASH-BOND FORFEITURE	34,943.09	
		-----	-----
	TOTAL 301-BOND FORFEITURE COMM	34,943.09	0.00
		-----	-----

FUND ACCT. NO.	ACCOUNT NAME	CASH	INVESTMENTS
CDA STATE JUDICIARY FUND			
=====			
302 101-2000	CLAIM ON CASH-CDA STATE JUD.	2,158.46	
		-----	-----
TOTAL 302-CDA STATE JUDICIARY FUND		2,158.46	0.00
		-----	-----
PRETRIAL INTERVENTION			
=====			
303 101-2000	CLAIM ON CASH-PRETRIAL INTERV	46,387.10	
		-----	-----
TOTAL 303-PRETRIAL INTERVENTION		46,387.10	0.00
		-----	-----
VICTORIA CNTY CARE COURT			
=====			
304 101-2000	CLAIM ON CASH-CARE COURT	0.00	
		-----	-----
TOTAL 304-VICTORIA CNTY CARE COURT		0.00	0.00
		-----	-----
CDA VICTIMS ASSISTANCE GR			
=====			
305 101-2000	CLAIM ON CASH-CDA VICTIMS ASST	(14,682.52)	
		-----	-----
TOTAL 305-CDA VICTIMS ASSIST GRANT		(14,682.52)	0.00
		-----	-----
VICTIM COORD/LIASON GNT			
=====			
306 101-2000	CLAIM ON CASH-SO VICT COORD	(10,851.28)	
		-----	-----
TOTAL 306-VICTIM COORD/LIASON GNT		(10,851.28)	0.00
		-----	-----
SCAAP PROGRAM			
=====			
307 101-2000	CLAIM ON CASH-SCAAP PROGRAM	2,815.00	
		-----	-----
TOTAL 307-SCAAP PROGRAM		2,815.00	0.00
		-----	-----
TEXAS VINE GRANT			
=====			
308 101-2000	CLAIM ON CASH-TX VINE GRANT	0.00	
		-----	-----
TOTAL 308-TEXAS VINE GRANT		0.00	0.00
		-----	-----

CASH & INVESTMENTS BY FUND

AS OF: DECEMBER 31ST, 2021 DECEMBER 31ST, 2021

FUND ACCT. NO.	ACCOUNT NAME	CASH	INVESTMENTS
4/H ACTIVITY CENTER			
=====			
310 101-2000	CLAIM ON CASH-4/H ACTIVITY CNT	6,121.57	
		-----	-----
TOTAL 310-4/H ACTIVITY CENTER		6,121.57	0.00
		-----	-----
AIRPORT FUND			
=====			
321 101-2000	CLAIM ON CASH-AIRPORT FUND	269,255.74	
321 101-3000	CASH IN BANK/AIRPORT DRAFTING	448,486.03	
321 151-1000	TREASURY BILLS		0.00
321 151-1001	TEXPOOL INVESTMENTS		0.00
321 151-1005	LOCAL GOVT. INVEST COOP		0.00
		-----	-----
TOTAL 321-AIRPORT FUND		717,741.77	0.00
		-----	-----
AIRPORT GRANT FUND			
=====			
322 101-2000	CLAIM ON CASH-AIRPORT GRANT	0.00	
		-----	-----
TOTAL 322-AIRPORT GRANT FUND		0.00	0.00
		-----	-----
AIRPORT CAPITAL PROJECTS			
=====			
323 101-2000	CLAIM ON CASH-AIRP CAPITAL PRO	257,349.03	
		-----	-----
TOTAL 323-AIRPORT CAPITAL PROJECTS		257,349.03	0.00
		-----	-----
SPECIAL SERVICE FUND			
=====			
330 101-2000	CLAIM ON CASH-SPECIAL SERVICE	841,492.30	
		-----	-----
TOTAL 330-SPECIAL SERVICE FUND		841,492.30	0.00
		-----	-----
JAG-REG TASK FORCE APPREH			
=====			
331 101-2000	CLAIM ON CASH-JAG REG TASK FOR	0.00	
		-----	-----
TOTAL 331-JAG-REG TASK FORCE APPREH		0.00	0.00
		-----	-----

CASH & INVESTMENTS BY FUND

AS OF: DECEMBER 31ST, 2021 DECEMBER 31ST, 2021

FUND ACCT. NO.	ACCOUNT NAME	CASH	INVESTMENTS
OGG FY 2020 CESF			
332	101-2000 CLAIM ON CASH-OGG FY2020 CESF	0.00	
TOTAL 332-OGG FY 2020 CESF		0.00	0.00
BJA FY 2020.CESF			
333	101-2000 CLAIM ON CASH-BJA FY 2020 CESF	0.00	
TOTAL 333-BJA FY 2020 CESF		0.00	0.00
SWB RURAL LAW ENFORCEMENT			
334	101-2000 CLAIM ON CASH-SWB RURAL LAW EN	0.00	
TOTAL 334-SWB RURAL LAW ENFORCEMENT		0.00	0.00
OPERATION LONE STAR GRANT			
335	101-2000 CLAIM ON CASH-OPERATION LONE S	0.00	
TOTAL 335-OPERATION LONE STAR GRANT		0.00	0.00
STONEGARDEN GRANT			
336	101-2000 CLAIM ON CASH-STONEGARDEN GNT	(34,762.06)	
TOTAL 336-STONEGARDEN 2010SST0-0008		(34,762.06)	0.00
JAG-LESS LETHAL FORCE			
337	101-2000 CLAIM ON CASH-JAG LESS LETHAL	0.00	
TOTAL 337-JAG-LESS LETHAL FORCE		0.00	0.00
CLICK IT OR TICKET			
338	101-2000 CLAIM ON CASH-GCRPC 9-1-1	22,556.77	
TOTAL 338-GCRPC - 9-1-1 ALLOCATION		22,556.77	0.00

CASH & INVESTMENTS BY FUND

AS OF: DECEMBER 31ST, 2021 DECEMBER 31ST, 2021

FUND ACCT. NO.	ACCOUNT NAME	CASH	INVESTMENTS
BYRNE JAG PROGRAM			
=====			
339	101-2000 CLAIM ON CASH-BYRNE JAG PROG	0.00	
TOTAL 339-BYRNE JAG PROGRAM		0.00	0.00
HIGH INTENSITY DRUG TRAF			
=====			
340	101-2000 CLAIM ON CASH-HIGH INTENSITY	(27,427.54)	
TOTAL 340-HIGH INTENSITY DRUG TRAFF		(27,427.54)	0.00
GCRPC SOLID WASTE GRANT			
=====			
341	101-2000 CLAIM ON CASH-GCRPC SOLID WAST	0.00	
TOTAL 341-GCRPC SOLID WASTE GRNT		0.00	0.00
RIFLE REST BODY ARM GNT			
=====			
343	101-2000 CLAIM ON CASH-RIFLE RESIT BODY	0.00	
TOTAL 343-RIFLE RESIT BODY ARMOR GN		0.00	0.00
FIREFIGHTERS GRANT			
=====			
344	101-2000 CLAIM ON CASH-FIREFIGHTERS GNT	3,400.00	
TOTAL 344-FIREFIGHTERS GRANT		3,400.00	0.00
FERAL HOG GRANT			
=====			
345	101-2000 CLAIM ON CASH-FERAL HOG GRANT	(1,993.90)	
TOTAL 345-FERAL HOG GRANT		(1,993.90)	0.00
TXCDBG WCID1 BLOOMINGTON			
=====			
346	101-2000 CLAIM ON CASH-WCID1 BLOOMING	0.00	
TOTAL 346-TXCDBG GNT-WCID1 BLOOM.		0.00	0.00

CASH & INVESTMENTS BY FUND

AS OF: DECEMBER 31ST, 2021 DECEMBER 31ST, 2021

FUND ACCT. NO.	ACCOUNT NAME	CASH	INVESTMENTS
TXCDBG WCID2 PLACEDO			
=====			
347 101-2000	CLAIM ON CASH-WCID2 PLACEDO	15,563.86	
		-----	-----
TOTAL 347-TXCDBG GNT- WCID2 PLACEDO		15,563.86	0.00
		-----	-----
CDBG HURRICANE HARVEY DR			
=====			
348 101-2000	CLAIM ON CASH-CDBG HUR HARVEY	(599,199.10)	
		-----	-----
TOTAL 348-CDBG HURRICANE HARVEY DR		(599,199.10)	0.00
		-----	-----
STATE FEE ACCOUNT			
=====			
350 101-2000	CLAIM ON CASH-STATE FEE FD	154,589.75	
		-----	-----
TOTAL 350-STATE FEE ACCOUNT		154,589.75	0.00
		-----	-----
PESC MENTAL HEALTH DEPUTY			
=====			
355 101-2000	CLAIM ON CASH-PESC MENTAL HLTH	(791.27)	
		-----	-----
TOTAL 355-PESC MENTAL HEALTH DEPUTY		(791.27)	0.00
		-----	-----
MENTAL HLTH PEACE OFF FD			
=====			
356 101-2000	CLAIM ON CASH-MENTAL SO/GB	(53,438.32)	
		-----	-----
TOTAL 356-MENTAL HEALTH PEACE OFF		(53,438.32)	0.00
		-----	-----
BISD SCHOOL RESOURCE OFF			
=====			
358 101-2000	CLAIM ON CASH-BISD SCHL RESOUR	(11,836.14)	
		-----	-----
TOTAL 358-BISD SCHOOL RESOURCE OFF		(11,836.14)	0.00
		-----	-----
SHERIFF'S FORFEITURE FD			
=====			
160 101-2000	CLAIM ON CASH-SHERIFF FORFEIT	653,360.23	
160 151-1001	TEXPOOL INVESTMENTS		0.00
160 151-1005	LOCAL GOVT. INVEST. COOP.		0.00
		-----	-----
TOTAL 360-SHERIFF'S FORFEITURE FUND		653,360.23	0.00
		-----	-----

CASH & INVESTMENTS BY FUND

AS OF: DECEMBER 31ST, 2021 DECEMBER 31ST, 2021

FUND ACCT. NO.	ACCOUNT NAME	CASH	INVESTMENTS
SHERIFF'S DONATION FUND			
=====			
361 101-2000	CLAIM ON CASH-SHERIFF DONATION	261.12	
TOTAL 361-SHERIFF'S DONATION FUND		261.12	0.00
SHER DOJ FEDERAL FORFEIT			
=====			
362 101-2000	CLAIM ON CASH-SO DOJ FED FORFE	120,828.51	
TOTAL 362-SHERIFF DOJ FED. FORFEIT.		120,828.51	0.00
CDA CONTRABAND FORFEITURE			
=====			
370 101-2000	CLAIM ON CASH-CDA CONTRA FORF	925,748.07	
370 151-1005	LOCAL GOVT. INVEST. COOP.		0.00
TOTAL 370-CDA CONTRABAND FORFEITURE		925,748.07	0.00
CDA DOJ EQUITABLE SHARE			
=====			
371 101-2000	CLAIM ON CASH-CDA DOJ EQUIT	1,105.38	
TOTAL 371-CDA DOJ EQUITABLE SHARE		1,105.38	0.00
SHERIFF DOT FEDERAL FORF			
=====			
372 101-2000	CLAIM ON CASH-SO DOT FED FORF.	271,625.17	
TOTAL 372-SHERIFF DOT FEDERAL FORF		271,625.17	0.00
SHERIFF COMMISSARY FUND			
=====			
380 101-2000	CLAIM ON CASH-SHER. COMMISSARY	463,571.73	
TOTAL 380-SHERIFF COMMISSARY FUND		463,571.73	0.00
JUVENILE COMMISSARY FUND			
=====			
390 101-2000	CLAIM ON CASH-JUV COMMISSARY	7,681.31	
TOTAL 390-JUVENILE COMMISSARY FUND		7,681.31	0.00

CASH & INVESTMENTS BY FUND

AS OF: DECEMBER 31ST, 2021 DECEMBER 31ST, 2021

FUND	ACCT. NO.	ACCOUNT NAME	CASH	INVESTMENTS
NATIONAL SCHOOL LUNCH PRG				
=====				
392	101-2000	CLAIM ON CASH-NSLP	(8,898.82)	
TOTAL 392-NATIONAL SCHOOL LUNCH PRG			(8,898.82)	0.00
VISD SRO REIMBURSEMENT				
=====				
395	101-2000	CLAIM ON CASH-VISD SRO REIMB	(63,564.76)	
TOTAL 395-VISD SRO REIMBURSEMENT			(63,564.76)	0.00
HEALTH INSURANCE FUND				
=====				
410	101-2000	CLAIM ON CASH-HEALTH INSUR	(869,579.32)	
410	101-3000	CASH IN BANK/BOON CHAPMAN	569.44	
TOTAL 410-HEALTH INSURANCE FUND			(869,010.88)	0.00
EMPLOYEE BENEFIT FUND				
=====				
420	101-2000	CLAIM ON CASH-EMPLOYEE BENEF	4,244.17	
TOTAL 420-EMPLOYEE/BENEFIT FUND			4,244.17	0.00
ELECTIONS ADM SPECIAL				
=====				
450	101-2000	CLAIM ON CASH-ELECT ADM SPEC	64,364.89	
TOTAL 450-ELECTIONS ADM SPECIAL			64,364.89	0.00
HAVA ELCTN SECURITY GRANT				
=====				
454	101-2000	CLAIM ON CASH-HAVA ELECTN SECU	10,142.24	
TOTAL 454-HAVA ELECTN SECURITY GRNT			10,142.24	0.00
HELP AMERICA VOTE GRANT				
=====				
455	101-2000	CLAIM ON CASH-HELP AMER VOTE	0.00	
TOTAL 455-HELP AMERICA VOTE GRANT			0.00	0.00

CASH & INVESTMENTS BY FUND

AS OF: DECEMBER 31ST, 2021 DECEMBER 31ST, 2021

FUND ACCT. NO.	ACCOUNT NAME	CASH	INVESTMENTS
CTCL GRANT			
=====			
456 101-2000	CLAIM ON CASH-CTCL GRANT	0.00	
		-----	-----
TOTAL 456-CTCL GRANT		0.00	0.00
		-----	-----
ELECTIONS CHAPTER 19			
=====			
457 101-2000	CLAIM ON CASH-ELECT CHAPT 19	(333.55)	
		-----	-----
TOTAL 457-ELECTIONS CHAPTER 19 FD		(333.55)	0.00
		-----	-----
TAX ASSESSOR SPECIAL			
=====			
499 101-3000	SPECIAL INVENTORY ACCT.	1,073,805.31	
		-----	-----
TOTAL 499-TAX ASSESSOR SPECIAL		1,073,805.31	0.00
		-----	-----
HISTORICAL COMMISSION			
=====			
500 101-2000	CLAIM ON CASH-HISTORICAL COMM	19,163.61	
		-----	-----
TOTAL 500-HISTORICAL COMMISSION		19,163.61	0.00
		-----	-----
TX HIST COMM CLG GRANT			
=====			
505 101-2000	CLAIM ON CASH-TX HIST COMM CL	0.00	
		-----	-----
TOTAL 505-TX HIST COMM CLG GRANT		0.00	0.00
		-----	-----
CHILD WELFARE BOARD			
=====			
515 101-2000	CLAIM ON CASH-CHILD WELFARE BD	16,399.85	
		-----	-----
TOTAL 515-CHILD WELFARE BOARD		16,399.85	0.00
		-----	-----
REBUILD TEXAS FUND			
=====			
550 101-2000	CLAIM ON CASH-REBUILD TX FUND	8,973.34	
		-----	-----
TOTAL 550-REBUILD TEXAS FUND		8,973.34	0.00
		-----	-----

CASH & INVESTMENTS BY FUND

AS OF: DECEMBER 31ST, 2021 DECEMBER 31ST, 2021

FUND ACCT. NO.	ACCOUNT NAME	CASH	INVESTMENTS
DEBT SERVICE			
=====			
700 101-2000	CLAIM ON CASH-DEBT SERVICE	1,197,272.25	
TOTAL 700-DEBT SERVICE		1,197,272.25	0.00
LAW LIBRARY FUND			
=====			
720 101-2000	CLAIM ON CASH-LAW LIBRARY FD	38,719.77	
TOTAL 720-LAW LIBRARY FUND		38,719.77	0.00
CONSTRUCTION RETAINAGE			
=====			
771 101-2000	CLAIM ON CASH-CONSTRN RETAIN	21,566.95	
TOTAL 771-CONSTRUCTION RETAINAGE		21,566.95	0.00
VICTORIA HEALTH DEPT			
=====			
800 101-2000	CLAIM ON CASH-HEALTH DEPT	(770,436.06)	
800 101-3000	CASH IN BANK/HLTH 340B DRAFT.	474,178.28	
TOTAL 800-VICTORIA HEALTH DEPT.		(296,257.78)	0.00
TX A&M UNIV HLTH SCIENCE			
=====			
801 101-2000	CLAIM ON CASH-TX A&M HLTH SCI	5,628.25	
TOTAL 801-TX A&M UNIV HLTH SCIENCE		5,628.25	0.00
MEDICAID ADM CLAIMS FD			
=====			
802 101-2000	CLAIM ON CASH-MEDICAID ADM CLM	57,040.67	
TOTAL 802-MEDICAID ADM CLAIMS FD		57,040.67	0.00
TEXAS HOME VISITING GNT			
=====			
803 101-2000	CLAIM ON CASH-TX HOME VISITING	(83,625.27)	
TOTAL 803-TEXAS HOME VISITING GRANT		(83,625.27)	0.00

CASH & INVESTMENTS BY FUND

AS OF: DECEMBER 31ST, 2021 DECEMBER 31ST, 2021

FUND ACCT. NO.	ACCOUNT NAME	CASH	INVESTMENTS
HOGG FOUNDATION GRANT			
=====			
804 101-2000	CLAIM ON CASH-HOGG FOUNDAT.	154,249.88	
		-----	-----
	TOTAL 804-HOGG FOUNDATION GNT	154,249.88	0.00
		-----	-----
HURRICANE PUBLIC HLTH GNT			
=====			
805 101-2000	CLAIM ON CASH-HURRICANE PUBLIC	(14,243.37)	
		-----	-----
	TOTAL 805-HURRICANE PUBLIC HLTH GNT	(14,243.37)	0.00
		-----	-----
AMERICARES			
=====			
806 101-2000	CLAIM ON CASH-AMERICARES	0.00	
		-----	-----
	TOTAL 806-AMERICARES	0.00	0.00
		-----	-----
VICTORIA WIC PROGRAM			
=====			
810 101-2000	CLAIM ON CASH-WIC PROGRAM	(138,339.09)	
		-----	-----
	TOTAL 810-VICTORIA WIC PROGRAM	(138,339.09)	0.00
		-----	-----
NAVARRO PROJECT FUND			
=====			
845 101-2000	CLAIM ON CASH-NAVARRO LEASE	0.00	
845 101-3000	CASH/BK NY/INTEREST	0.00	
845 101-3001	CASH/BK NY/PRINCIPAL	0.00	
845 101-3002	CASH/BK NY/PROJECT	0.00	
845 101-3003	CASH/BK NY/RESERVE (2017)	0.00	
845 151-1001	MONEY MARKET MUTUAL FDS		0.00
845 151-1002	GOVERNMENT SECURITIES		0.00
845 151-1006	INVESTORS CASH TRUST		0.00
		-----	-----
	TOTAL 845-NAVARRO PROJECT FUND	0.00	0.00
		-----	-----
FLEXIBLE BENEFITS PLAN			
=====			
370 101-2000	CASH-FLEX BEN-DENTAL, LIFE, VSN	22,048.66	
370 101-3000	CASH IN BANK/PROSPERITY BANK	115,081.80	
		-----	-----
	TOTAL 870-FLEXIBLE BENEFITS PLAN	137,130.46	0.00
		-----	-----

CASH & INVESTMENTS BY FUND

AS OF: DECEMBER 31ST, 2021 DECEMBER 31ST, 2021

FUND ACCT. NO.	ACCOUNT NAME	CASH	INVESTMENTS
LEOSE FUND			
880	101-2000 CLAIM ON CASH-LEOSE FUND	54,283.48	
TOTAL 880-LEOSE FUND		54,283.48	0.00
TOTAL CASH AND INVESTMENTS		62,986,135.29	10,097,712.34
*** END OF REPORT ***			
Pooled Cash		(30,328,173.04)	10,097,712.34
		<u>32,657,962.25</u>	<u>10,097,712.34</u>

FUND	ACCT. NO.	ACCOUNT NAME	CASH	INVESTMENTS
VICTORIA COUNTY HOSPITAL				
820	101-1000	HOSPITAL FUND.	44,504,267.74	
820	101-2004	CMC 125 PLAN	230,842.00	
820	101-2010	CMC BONDS 2019	2,986,896.28	
820	101-3000	CMC ACCTS. PAYABLE	(617,840.47)	
820	101-4000	CMC PAYROLL	(3,386.11)	
820	101-4100	CMC MEDICAL PROFESS #214125768	100.01	
820	101-4105	CMC MEDICAL PROFESS #217301213	18,173,726.84	
820	101-4200	CMC WEIGHT MANAGEMENT CNTR	552,749.11	
820	101-4300	CMC HOME HEALTH AGENCY	5,514,894.05	
820	101-5001	ARBORETUM NURSE /REHAB/WINNIE	0.00	
820	101-5002	MATAGORDA NURSING & REHAB	53,711.48	
820	101-5003	TWIN PINES NURSING & REHAB	303,241.56	
820	101-5004	SHADY OAKS NURSING & REHAB	84,085.63	
820	101-5005	AMISTAD NURSING & REHAB	0.00	
820	101-5006	GANADO NURSING & REHAB	142,309.47	
820	101-5007	CUERO NURSING & REHAB	0.00	
820	101-5008	STEVENS NURSE & REHAB/HALLETT	0.00	
820	101-5009	PORT LAVACA NURSING & REHAB	0.00	
820	101-5010	SOUTHBROOKE NURSING & REHAB	0.00	
820	101-5011	WHARTON NURSING & REHAB	16,568.35	
820	101-5012	YOAKUM NURSING & REHAB	0.00	
820	101-5100	CUERO NURSING & REHAB-HUD	199,840.88	
820	101-5105	STEVENS NURSE & REHAB-HUD	233,296.82	
820	101-5110	PORT LAVACA NURSE & REHAB-HUD	301,326.58	
820	101-5115	SOUTHBROOKE NURSE&REHAB-HUD	220,933.60	
820	101-5120	WHARTON NURSING& REHAB-HUD	202,668.73	
820	101-5125	YOAKUM NURSING & REHAB-HUD	0.00	
820	101-5130	MATAGORDA NURSING & REHAB-HUD	32,748.32	
820	101-5135	TWIN PINES NURSING & REHAB-HUD	514.81	
820	101-5140	GANADO NURSING & REHAB-HUD	2,219.23	
820	151-1004	CERTIFICATES OF DEPOSIT		0.00
820	151-1005	LOCAL GOVT. INVEST. COOP.		0.00
TOTAL 820-VICTORIA COUNTY HOSPITAL			73,135,714.91	0.00
TOTAL CASH AND INVESTMENTS			73,135,714.91	0.00

*** END OF REPORT ***

CD INVESTMENTS GENERAL FUND

PERIOD ENDING 12/31/2021

ISSUER	CUSIP	BROKER	TERM	% EARN	BOOK VALUE	SETTLE	MATURE	MKT PRICE	MARKET VALUE
KERN SCHOOL FEDERAL CREDIT UNION	49228XAA8	MBS	36	2.80%	\$ 245,000.00	2/27/2019	2/28/2022	100.411	\$ 246,006.95
MORGAN STANLY PRIVATE BANK NATIONAL ASSN	61760AWX3	MBS	36	2.75%	\$ 245,000.00	3/7/2019	3/7/2022	100.458	\$ 246,122.10
GOLDMAN SACHS	38148P4N4	MBS	36	2.90%	\$ 245,000.00	1/30/2019	1/31/2022	100.228	\$ 245,558.60
MEDALLION BANK SALT LAKE CITY UT	58404DDP3	MBS	36	2.70%	\$ 245,000.00	3/22/2019	3/22/2022	100.558	\$ 246,367.10
SIGNATURE BANK ARKANSAS FAYETTEVILLE	82669LJC8	MBS	36	2.50%	\$ 245,000.00	5/17/2019	5/17/2022	100.837	\$ 247,050.65
BANK OF NEW ENGLAND SALEM NH	06426KBB3	MBS	36	2.45%	\$ 245,000.00	5/23/2019	5/23/2022	100.873	\$ 247,138.85
TIAA FSB JACKSONVILLE FL	87270LCE1	MBS	36	2.50%	\$ 245,000.00	5/17/2019	5/17/2022	100.855	\$ 247,094.75
CAPITAL ONE BANK USA NATL ASSN GLEN ALLEN CA	14042TAN7	MBS	35	2.45%	\$ 200,000.00	6/10/2019	5/23/2022	100.873	\$ 201,746.00
LUANA SAVINGS BANK IOWA	549104GV3	MBS	36	2.20%	\$ 245,000.00	6/21/2019	6/21/2022	100.931	\$ 247,280.95
BALBOA THRIFT & LOAN ASSN CHULA VISTA CA	05765LAX5	MBS	36	2.00%	\$ 245,000.00	7/19/2019	7/18/2022	100.960	\$ 247,352.00
UNITED BANKERS BANK BLOOMINGTON MN	909557JE1	MBS	30	2.00%	\$ 245,000.00	7/24/2019	1/24/2022	100.117	\$ 245,286.65
1ST SOURCE BANK SOUTH BEND IN	33646CLH5	MBS	35	2.00%	\$ 245,000.00	7/11/2019	6/13/2022	100.796	\$ 246,950.20
HANMI BANK LOS ANGELES CA	410493ELO	MBS	36	2.00%	\$ 245,000.00	7/19/2019	7/19/2022	100.960	\$ 247,352.00
FIRST NATL BANK PARAGOULD ARK	32114LBN8	MBS	36	2.00%	\$ 245,000.00	7/26/2019	7/26/2022	100.992	\$ 247,430.40
CIT BANK NAT ASSN PASADENA CA	12556LBB1	MBS	36	1.95%	\$ 245,000.00	8/23/2019	8/23/2022	101.083	\$ 247,653.35
RAYMOND JAMES BANK NATL ASSN	75472RAC5	MBS	36	1.90%	\$ 245,000.00	9/6/2019	8/23/2022	101.051	\$ 247,574.95
STERLING BANK POPLAR BLUFF MO	85916VDL6	MBS	37	1.75%	\$ 245,000.00	9/6/2019	10/6/2022	101.101	\$ 247,697.45
MAPLE BANK CHAMPLIN MN	565109BP9	MBS	30	1.70%	\$ 245,000.00	10/23/2019	4/11/2022	100.407	\$ 245,997.15
ENCORE BANK LITTLE ROCK AR	29260MAP0	MBS	30	1.70%	\$ 245,000.00	1/29/2020	4/25/2022	100.463	\$ 246,134.35
WELL FARGO NATL BANK WEST LAS VEGAS NV	949495AT2	MBS	36	1.90%	\$ 245,000.00	1/30/2020	1/30/2023	101.647	\$ 249,035.15
NEXTIER BANK N A KITTANNING PA	65344AAB1	MBS	24	1.60%	\$ 245,000.00	2/12/2020	2/22/2022	100.195	\$ 245,477.75
EAGLE BANK BETHESDA MD	27002YEU6	MBS	30	1.60%	\$ 245,000.00	2/7/2020	8/12/2022	100.817	\$ 247,001.65
ALMA BANK ASTORIA NY	020080BR7	MBS	36	1.60%	\$ 245,000.00	1/30/2020	2/7/2023	101.335	\$ 248,270.75
MORGAN STANLY PRIVATE BANK	61760A6Q7	MBS	36	1.85%	\$ 245,000.00	3/6/2020	1/30/2023	101.587	\$ 248,888.15
LIVE OAK BANKING CO	538036JZ8	MBS	36	1.55%	\$ 245,000.00	3/26/2020	3/6/2023	101.348	\$ 248,302.60
AXOS BANK	05465DAG3	MBS	36	1.60%	\$ 245,000.00	5/14/2021	3/27/2023	101.455	\$ 248,564.75
GREENSTATE CREDIT UNION	39573LBF4	MBS	36	0.045%	\$ 249,000.00	6/3/2021	5/14/2024	99.313	\$ 247,289.37
NEW YORK COMMUNITY BANK	649447UP2	MBS	36	0.350%	\$ 249,000.00	6/3/2021	6/3/2024	99.025	\$ 246,572.25
BANKUNITED NA	066519RV3	MBS	36	0.950%	\$ 249,000.00	12/8/2021	12/9/2024	100.132	\$ 249,328.68
CAPITAL ONE NA	14042RQL8	MBS	36	0.800%	\$ 249,000.00	12/8/2021	12/9/2024	99.754	\$ 248,387.46
FIRST NATIONAL BANK OF AMERICA	32110YVB8	MBS	36	0.900%	\$ 249,000.00	12/30/2021	12/30/2024	100.002	\$ 249,004.98
AMERICAN FRIST CU	02616AAP4	MBS	36	1.000%	\$ 249,000.00	12/30/2021	12/30/2024	100.298	\$ 249,742.02
				1.81%	7,819,000.00			100.6854	\$ 7,869,660.01

1/20/2022CD INVESTMENTS COURT

INTEREST EARNED STATEMENT
DECEMBER 2021

FUND NAME	2018	2019	2020	2021 YR TO DATE	CURRENT MONTH
GENERAL FUND	466,648.37	587,193.96	394,512.17	213,100.70	27,200.40
ROAD & BRIDGE FUND	75,845.46	107,701.21	29,957.88	6,641.81	896.93
DEBT SERVICE	10,491.55	16,599.52	5,297.82	1,339.85	250.98
CAPITAL PROJECTS	0.00	0.00	0.00	0.00	0.00
Sub-Total Budgeted Funds	552,985.38	711,494.69	429,767.87	221,082.36	28,348.31
CLERK'S ARCHIVE	5551.35	4,809.15	1339.90	605.35	96.00
TAX SALES	552.17	552.17	188.95	124.87	17.62
AMERICAN RESCUE PLAN	0.00	0.00	0.00	13,881.20	2,170.30
JUVENILE PROBATION	0.00	0.00	26.58	49.22	1.07
DRUG COURTS PROGRAM	256.25	364.14	90.63	1.40	0.10
CDA PROCESSING FEE	168.15	113.51	56.08	14.61	0.82
4-H ACTIVITY CENTER	120.37	162.21	41.40	11.65	1.64
AIRPORT DRAFTING	351.11	351.11	2580.64	1,167.37	184.02
AIRPORT	2244.67	4,517.73	0.00	0.00	0.00
SPECIAL SERVICE	9596.57	9,179.04	2006.11	1,319.83	210.82
GCRP 911	275.60	275.60	459.94	136.95	5.84
SHERIFF'S FORFEITURE	7251.10	9,444.59	2569.35	1,080.27	168.79
SHERIFF'S DONATION	8.47	6.08	1.50	0.45	0.07
SHERIFF'S DOJ	4965.25	6,544.45	1712.99	249.02	31.28
CDA CONTRABAND FORFEIT.	10490.95	14,327.42	4629.56	1,618.38	240.60
CDA DOJ EQUITABLE SHARE	17.69	23.69	6.32	1.94	0.29
SHERIFF DOT FED FORFEIT	1369.73	2,241.60	1556.92	473.78	70.33
SHERIFF COMMISSARY	3954.32	5,771.00	1516.82	745.34	121.27
JUVENILE COMMISSARY	112.82	155.19	42.12	13.26	1.98
HEALTH INSURANCE	9542.34	2,826.58	520.89	568.44	104.45
ELECTION ADMINISTRATOR	255.79	603.90	112.79	61.77	13.59
HAVA SECURITY GRANT	0.00	0.00	8.79	30.10	2.73
HELP AMERICA VOTE GRANT	0.00	0.00	23.10	0.38	0.00
TAX ASSESSOR SPECIAL	8572.46	12,336.30	2132.62	1,260.92	265.41
HISTORICAL COMMISSION	406.58	465.73	115.82	34.02	4.91
LONG TERM RENO RETAIN	0.00	0.00	47.36	9.34	3.32
HEALTH DEPT DRAFTING	179.54	344.06	134.86	715.64	139.65
FLEXIBLE BENEFIT PLAN	817.46	1,462.81	452.24	173.12	29.87
HOSPITAL	522103.44	660,159.66	218255.08	82,631.45	11,919.79
CMC 125 PLAN	2738.71	3,574.47	919.23	313.85	52.57
CMC ACCOUNTS PAYABLE	19037.56	21,179.25	6,180.52	2,125.49	311.68
CMC PAYROLL	6975.28	8,995.36	2,510.40	663.68	84.92
CMC MEDICAL PROFESSIONAL	79628.52	150,498.80	28,373.70	24,229.22	4,490.62
CMC HOME HEALTH	15579.84	45,408.24	17,674.68	8,558.03	1,393.25
CMC WEIGHT MGMT	6202.93	9,384.11	2,669.80	917.83	140.77
CMC NURSING HOMES	25035.19	31,354.07	8,031.76	1,875.77	244.64
NAVIGATION DISTRICT	85119.55	145,379.51	43,977.79	9,119.29	1,198.16
NAVIG CONSTRUCTION 2012A	1.98	0.23	0.00	0.00	0.00
NAVIG. CONSTRUCTION 2015	126550.67	78,476.12	6,262.51	1,331.82	109.77
NAVIG 2012A/B INT& SINKING	6909.40	9,613.21	3,205.40	584.43	107.67
NAVIG. INTEREST & SINKING	25.76	2.84	0.00	0.00	0.00
TOTAL	1,515,954.95	1,952,398.62	790,203.02	377,781.84	52,288.92