



County of Victoria

Telephone (361) 575-8588
Fax (361) 576-4912
115 N. Bridge St., Suite 241
Victoria, TX 77901
skennedy@vctx.org

Sean Kennedy, CIO
County Treasurer

April 21, 2014

Honorable Judge Donald R. Pozzi
Victoria County Commissioners' Court

Chapter 2256.023, Government Code (The Public Funds Investment Act), requires the investment officer of each local government to submit to its governing body a quarterly report of investment transactions.


The attached report details investments for Victoria County, Citizens Medical Center and Victoria County Navigation District for the quarter ending March 31, 2014.

The combined portfolios total \$141,380,502.79 and have been managed with an emphasis on safety, liquidity and yield. The portfolio for the quarter is unchanged from last quarter with 99.9982% in cash, no collateralized CD's and .0018% in LOGIC Pool, with a combined average interest rate of .50%.

The Federal Reserve Bank has not changed the Fed Fund interest rate this quarter. The outlook is for the Fed Fund interest rate to remain stable. The interest rate received from investments in LOGIC Pool declined slightly during the quarter. Investment cash accounts at Prosperity Bank earn .50%

Pledged collateral of bank deposits held by Prosperity Bank is closely monitored and was above the limits required by our depository contract.

Respectfully submitted,


Sean Kennedy, CIO

Victoria County Treasurer

VICTORIA COUNTY INVESTMENT REPORT QUARTER ENDED
MARCH 31, 2014

| FUND | PURCH DATE | ORIGINAL FACE | CURRENT FACE | DESCRIPTION | MAT DATE | Call Date | NET YIELD | PURCH PRICE | BEGINNING BOOK VALUE | BEGINNING MARKET VALUE | ENDING BOOK VALUE | ENDING MARKET VALUE |
|--|------------|---------------|--------------|---------------------------------|----------|-----------|-----------|-------------|-----------------------|------------------------|----------------------|---------------------|
| VICTORIA COUNTY | | | | | | | | | | | | |
| | | 0 | 0 | Certificate of Deposit | | | 0.000% | 0.00 | 0.00 | 0.00 | 0.00 | 0.00 |
| | | 0 | 0 | Certificate of Deposit | | | 0.000% | | 0.00 | 0.00 | 0.00 | 0.00 |
| | | | | Gov't Agencies, Disc Notes | | | | | 0.00 | 0.00 | 0.00 | 0.00 |
| | | <u>0</u> | <u>0</u> | TOTAL INVESTMENTS | | | | | <u>0.00</u> | <u>0.00</u> | <u>0.00</u> | <u>0.00</u> |
| | | | | COUNTY FUNDS INVESTED | | | | | 0.00 | 0.00 | 0.00 | 0.00 |
| | | | | CASH ON HAND | | | 0.500% | | <u>25,945,901.77</u> | | <u>33,795,267.35</u> | |
| | | | | TOTAL | | | | | <u>25,945,901.77</u> | | <u>33,795,267.35</u> | |
| CITIZENS MEDICAL CENTER | | | | | | | | | | | | |
| | | | | LOGIC POOL | | | 0.087% | | 736.73 | 736.73 | 736.81 | 736.81 |
| | | 0 | 0 | Certificate of Deposit | | | 0.000% | 0.00 | 0.00 | 0.00 | 0.00 | 0.00 |
| | | 0 | 0 | Certificate of Deposit | | | 0.000% | 0.00 | 0.00 | 0.00 | 0.00 | 0.00 |
| | | 0 | 0 | Certificate of Deposit | | | 0.000% | 0.00 | 0.00 | 0.00 | 0.00 | 0.00 |
| | | 0 | 0 | Certificate of Deposit | | | 0.000% | 0.00 | 0.00 | 0.00 | 0.00 | 0.00 |
| | | <u>0</u> | <u>0</u> | TOTAL INVESTMENTS | | | | | <u>736.73</u> | <u>736.73</u> | <u>736.81</u> | <u>736.81</u> |
| | | | | HOSPITAL FUNDS INVESTED | | | | | 736.73 | 736.73 | 736.81 | 736.81 |
| | | | | CASH ON HAND | | | 0.500% | | <u>104,329,208.23</u> | | <u>95,516,423.08</u> | |
| | | | | TOTAL | | | | | <u>104,329,944.96</u> | | <u>95,517,159.89</u> | |
| NAVIGATION DISTRICT | | | | | | | | | | | | |
| | | | | LOGIC POOL - BOND FUND | | | 0.087% | | 879.68 | 879.68 | 879.79 | 879.79 |
| | | | | LOGIC POOL - OPERATING FUND | | | 0.087% | | 923.20 | 923.20 | 923.31 | 923.31 |
| | | 0 | 0 | Certificate of Deposit | | | 0.000% | 0.00 | 0.00 | 0.00 | 0.00 | 0.00 |
| | | 0 | 0 | Certificate of Deposit | | | 0.000% | 0.00 | 0.00 | 0.00 | 0.00 | 0.00 |
| | | 0 | 0 | Certificate of Deposit | | | 0.000% | 0.00 | 0.00 | 0.00 | 0.00 | 0.00 |
| | | 0 | 0 | Certificate of Deposit | | | 0.000% | 0.00 | 0.00 | 0.00 | 0.00 | 0.00 |
| | | <u>0</u> | <u>0</u> | TOTAL INVESTMENTS | | | | | <u>1,802.88</u> | <u>1,802.88</u> | <u>1,803.10</u> | <u>1,803.10</u> |
| | | | | NAVIGATION DISTRICT INVESTMENTS | | | | | 1,802.88 | 1,802.88 | 1,803.10 | 1,803.10 |
| BANK BALANCE - NOT BOOK BALANCE | | | | CASH ON HAND | | | 0.500% | | <u>12,878,758.52</u> | | <u>12,066,272.45</u> | |
| | | | | TOTAL | | | | | <u>12,880,561.40</u> | | <u>12,068,075.55</u> | |

VICTORIA COUNTY INVESTMENT REPORT QUARTER ENDED
MARCH 31, 2014

| FUND | PURCH DATE | ORIGINAL FACE | CURRENT FACE | DESCRIPTION | MAT DATE | Call Date | NET YIELD | PURCH PRICE | BEGINNING BOOK VALUE | BEGINNING MARKET VALUE | ENDING BOOK VALUE | ENDING MARKET VALUE |
|------|------------|---------------|--------------|--------------------------------|----------|-----------|-----------|-------------|----------------------|------------------------|-------------------|---------------------|
| | | 0 | 0 | GRAND TOTAL INVESTMENTS | | | | | 2,539.61 | 2,539.61 | 2,539.91 | 2,539.91 |

CASH & INVESTMENT SUMMARY BY FUND

TOTAL COUNTY FUNDS
TOTAL HOSPITAL FUNDS
TOTAL NAVIGATION DISTRICT FUNDS

JANUARY 1, 2014

18.1242% 25,945,901.77
72.8783% 104,329,944.96
8.9975% 12,880,561.40
100.00% 143,156,408.13

MARCH 31, 2014

33,795,267.35 23.9038%
95,517,159.89 67.5603%
12,068,075.55 8.5359%
141,380,502.79 100.00%

Above totals include cash.

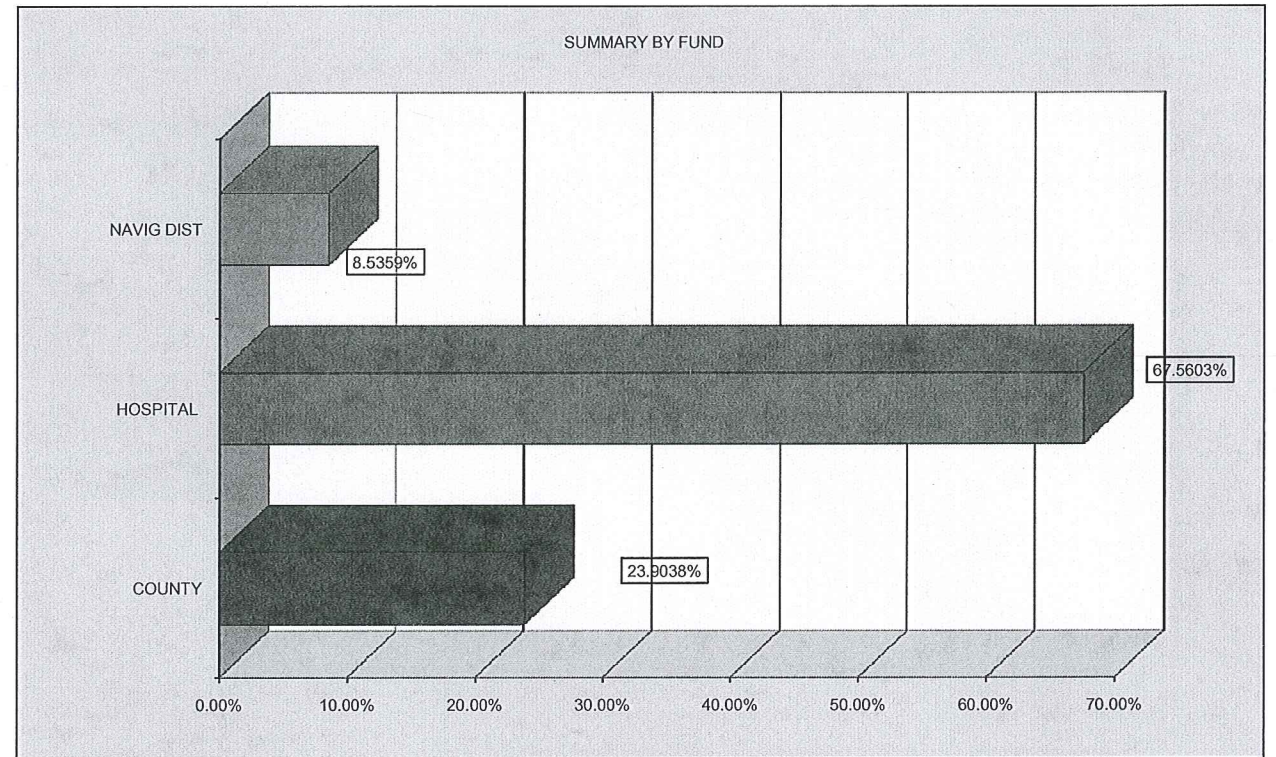
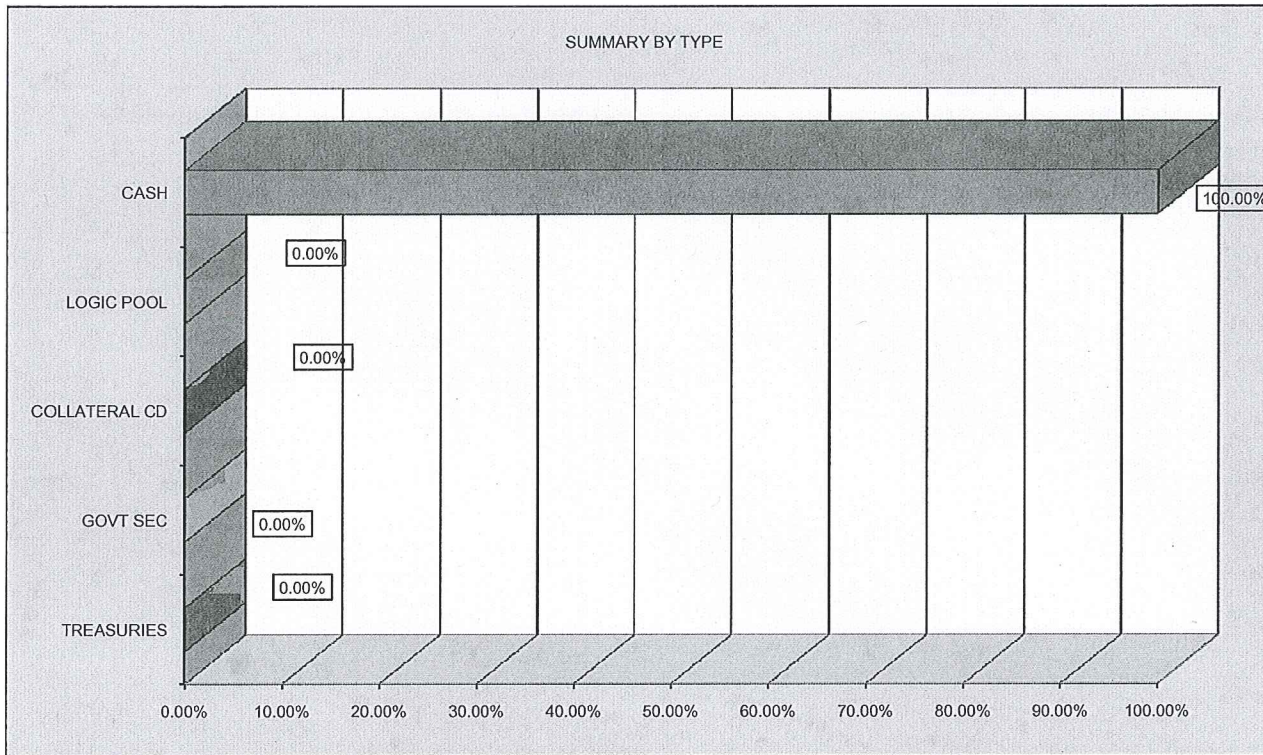
Above totals include cash.

INVESTMENT SUMMARY BY TYPE

TREASURIES
GOVERNMENT SECURITIES
CERTIFICATES OF DEPOSIT
LOGIC POOL
TOTAL INVESTMENT OTHER THAN CASH
TOTAL CASH

0.0000% 0.00
0.0000% 0.00
0.0000% 0.00
0.0018% 2,539.61
0.0018% 2,539.61
99.9982% 143,153,868.52
100.00% 143,156,408.13

0.00 0.0000%
0.00 0.0000%
0.00 0.0000%
2,539.91 0.0018%
2,539.91 0.0018%
141,377,962.88 99.9982%
141,380,502.79 100.00%



VICTORIA COUNTY
 PORTFOLIO INVENTORY
 MARCH 31, 2014

| 3/31/2014 Mat Date | Type | Par | Coupon | Cusip | Purch Date | Purch Yield | Beginning | | Ending | | Change in Market | Change in Balance | D-T-M | % of Portfolio | Call Date | Wgt Avg Mat | Fund | Market Gain/ Loss | Invest Number |
|--------------------------|--------------------|------|--------|-------|---------------|----------------|----------------|-----------------|----------------|-----------------|---------------------|----------------------|-------|-------------------|--------------|----------------|------------|-------------------------|------------------|
| | | | | | | | Book Value | Market Value | Book Value | Market Value | | | | | | | | | |
| 3/31/2014 | Cash | | | | | 0.500% | 143,153,868.52 | 143,153,868.52 | 141,377,962.88 | 141,377,962.88 | | (1,775,905.64) | 1 | 99.998% | | | ALL | | |
| | CD COLLATERALIZED | 0.00 | | | | 0.000% | 0.00 | 0.00 | 0.00 | 0.00 | | 0.00 | 0 | 0.000% | | | 100 | | |
| | CD COLLATERALIZED | 0.00 | | | | 0.000% | 0.00 | 0.00 | 0.00 | 0.00 | | 0.00 | 0 | 0.000% | | | 100 | | |
| | CD COLLATERALIZED | 0.00 | | | | | 0.00 | 0.00 | 0.00 | 0.00 | | 0.00 | 0 | 0.000% | | | NAV OPERAT | | |
| | Investment Pools | | | | | | | | | | | | | | | | | | |
| 3/31/2014 | LOGIC | | | | | 0.0867% | 2,539.61 | 2,539.61 | 2,539.91 | 2,539.91 | | 0.30 | 1 | 0.002% | | | ALL | | |
| | U S Treasuries | | | | | | | | | | | | | 100.000% | | | | | |
| | | | | | | | 0.00 | 0.00 | 0.00 | 0.00 | | 0.00 | | 0.00% | | | | | |
| | | | | | | | 0.00 | 0.00 | 0.00 | 0.00 | | 0.00 | | 0.00% | | | | | |
| | U S Agencies | | | | | | 0.00 | 0.00 | 0.00 | 0.00 | | 0.00 | | 0.00% | | | | | |
| | | | | | | | 0.00 | 0.00 | 0.00 | 0.00 | | 0.00 | | 0.00% | | | | | |
| | Total U S Agencies | 0 | | | | | 0.00 | 0.00 | 0.00 | 0.00 | 0.00 | 0.00 | 0 | 0.000% | 0.00 | | | | 0.00 |
| | TOTAL | 0 | | | | | 143,156,408.13 | 143,156,408.13 | 141,380,502.79 | 141,380,502.79 | 0.00 | 0.00 | | 100.00% | 0.00 | | | | 0.00 |

Avg Yld on total
 portfolio →

VICTORIA COUNTY TRANSACTION REPORT
MARCH 31, 2014

PURCHASES:

| Fund | Settle Date | CUSIP | Security Type | Par | Coupon | Maturity | Call Date | Purchase Price | Purchase Principal | Purchase Premium | Purchase Accr Int | Total Settlement | Broker | Yield | Investment Number |
|------|-------------|-------|---------------|-----|--------|----------|-----------|----------------|--------------------|------------------|-------------------|------------------|--------|-------|-------------------|
|------|-------------|-------|---------------|-----|--------|----------|-----------|----------------|--------------------|------------------|-------------------|------------------|--------|-------|-------------------|

NONE

CALLED:

| Fund | Purchase Date | CUSIP | Security Type | Par | Coupon | Maturity | Call Date | Purch Price | Call Price | Sale Principal | Sale Interest | Gain/(Loss) | Total Settlement | Book Value | Yield | Investment Number |
|------|---------------|-------|---------------|-----|--------|----------|-----------|-------------|------------|----------------|---------------|-------------|------------------|------------|-------|-------------------|
|------|---------------|-------|---------------|-----|--------|----------|-----------|-------------|------------|----------------|---------------|-------------|------------------|------------|-------|-------------------|

NONE

MATURITIES:

| Fund | Purchase Date | CUSIP | Security Type | Par | Coupon | Maturity | Purch Price | Call Price | Sale Principal | Sale Interest | Gain/(Loss) | Total Settlement | Yield | Investment Number |
|------|---------------|-------|---------------|-----|--------|----------|-------------|------------|----------------|---------------|-------------|------------------|-------|-------------------|
|------|---------------|-------|---------------|-----|--------|----------|-------------|------------|----------------|---------------|-------------|------------------|-------|-------------------|

NONE

| | | | | | | | | | | | | | | |
|--|--|--|--|--|--|--|--|--|------|------|------|------|---------|---|
| | | | | | | | | | 0.00 | 0.00 | 0.00 | 0.00 | 0.0000% | 0 |
| | | | | | | | | | 0.00 | 0.00 | 0.00 | 0.00 | 0.0000% | 0 |
| | | | | | | | | | 0.00 | 0.00 | 0.00 | 0.00 | 0.0000% | |
| | | | | | | | | | 0.00 | 0.00 | 0.00 | 0.00 | 0.0000% | |
| | | | | | | | | | 0.00 | 0.00 | 0.00 | 0.00 | | |

INTEREST EARNED STATEMENT
MARCH 2014

| FUND | FUND NAME | 2011 | 2012 | 2013 | 2014 YR TO DATE |
|------|---------------------------------|-------------------|-------------------|-------------------|--------------------|
| 100 | GENERAL FUND | 77,078.65 | 99,849.10 | 104,860.02 | 30,590.62 |
| 200 | ROAD & BRIDGE FUND | 14,664.65 | 15,909.75 | 20,568.72 | 6,365.27 |
| 231 | JUVENILE PROBATION FUND | 722.87 | 1,057.19 | 1,236.21 | 491.89 |
| 600 | ROAD BONDS SINKING | 0.00 | 0.00 | 0.00 | 0.00 |
| 640 | JAIL BONDS SINKING | 0.00 | 0.00 | 0.00 | 0.00 |
| 660 | COURTHOUSE BDS SKG | 0.00 | 0.00 | 0.00 | 0.00 |
| 670 | BRIDGE ST. ANNEX BDS SKG | 0.00 | 0.00 | 0.00 | 0.00 |
| 700 | DEBT SERVICE | 3,236.81 | 2,932.16 | 2,855.72 | 863.95 |
| 710 | LATERAL ROAD FUND | 0.00 | 0.00 | 0.00 | 0.00 |
| 720 | LAW LIBRARY FUND | 0.00 | 0.00 | 0.00 | 0.00 |
| 750 | ROAD BONDS FUND | 0.00 | 0.00 | 0.00 | 0.00 |
| 770 | CAPITAL PROJECTS | 3,158.85 | 230.07 | 0.00 | 160.74 |
| | Sub-Total Budgeted Funds | 98,861.83 | 119,978.27 | 129,520.67 | 38,472.47 |
| 120 | RECORDS MANAGEMENT | 0.00 | 0.00 | 0.00 | 0.00 |
| 121 | COURTHOUSE SECURITY | 0.00 | 0.00 | 0.00 | 0.00 |
| 122 | JUSTICE CRT BLDG SECURITY | 0.00 | 0.00 | 0.00 | 0.00 |
| 123 | DIST CLERK RECORD MGMT | 0.00 | 0.00 | 0.00 | 0.00 |
| 221 | JUVENILE RESTITUTION | 0.06 | 0.00 | 0.00 | 0.00 |
| 240 | DRUG COURTS PROGRAM | 67.08 | 80.51 | 94.39 | 17.15 |
| 265 | FED FOSTER CARE | 0.00 | 0.00 | 0.00 | 0.00 |
| 280 | JUVENILE DELQ PREVENTION | 0.00 | 0.00 | 0.00 | 0.00 |
| 281 | JUSTICE TECHNOLOGY | 0.00 | 0.00 | 0.00 | 0.00 |
| 283 | CO/DIST TECHNOLOGY | 0.00 | 0.00 | 0.00 | 0.00 |
| 300 | CDA PROCESSING FEE | 50.19 | 22.53 | 20.70 | 5.92 |
| 310 | 4-H ACTIVITY CENTER | 116.97 | 120.95 | 109.85 | 24.22 |
| 320 | AIRPORT | 0.00 | 0.00 | 0.00 | 0.00 |
| 321 | AIRPORT | 227.41 | 66.82 | 98.32 | 34.31 |
| 330 | SPECIAL SERVICE FUND | 1,618.56 | 3,136.30 | 1,230.17 | 178.07 |
| 338 | SCAAP | 0.00 | 0.00 | 0.00 | 0.00 |
| 340 | LOCAL LAW ENF BLK GRNT | 0.00 | 0.00 | 0.00 | 0.00 |
| 360 | SHERIFF'S FORFEITURE | 93.48 | 223.08 | 846.68 | 278.23 |
| 361 | SHERIFF'S DONATION | 5.25 | 2.18 | 7.90 | 20.67 |
| 370 | CDA CONTRABAND FORFEIT. | 974.38 | 2,496.09 | 3,821.02 | 844.15 |
| 371 | CDA HOMELAND FORFEITURE | 0.00 | 213.83 | 111.40 | 1.28 |
| 372 | SHERIFF DOT FED FORFEIT | 157.41 | 594.38 | 575.75 | 131.90 |
| 380 | COMMISSARY FUND | 168.17 | 289.16 | 316.69 | 103.96 |
| 390 | JUVENILE COMMISSARY | 22.09 | 25.13 | 28.90 | 7.06 |
| 410 | HEALTH INSURANCE | 1,984.10 | 2,628.63 | 746.21 | 47.14 |
| 420 | EMPLOYEE BENEFIT FUND | 0.00 | 0.00 | 0.00 | 0.00 |
| 450 | ELECTION ADMINISTRATOR | 36.47 | 0.71 | 35.03 | 4.87 |
| 499 | TAX ASSR SPECIAL FUND | 864.25 | 1,051.28 | 1,281.74 | 198.56 |
| 500 | HISTORICAL COMMISSION | 71.89 | 73.37 | 70.06 | 20.35 |
| 845 | NAVARRO LEASE PROJECT | 0.23 | 2.26 | 0.30 | 0.00 |
| 870 | FLEXIBLE BENEFIT PLAN | 149.41 | 66.14 | 50.79 | 13.44 |
| 820 | HOSPITAL | 589,965.64 | 574,020.65 | 445,856.87 | 118,161.01 |
| 820 | CMC 125 PLAN | 67.69 | 64.30 | 43.66 | 28.43 |
| 830 | CMC ACCOUNTS PAYABLE | 6,243.98 | 6,396.56 | 6,428.68 | 2,140.05 |
| 840 | CMC PAYROLL | 1,840.65 | 1,626.55 | 1,691.81 | 432.45 |
| 870 | CMC PROF. LIABILITY | 2,714.09 | 19.12 | 0.00 | 0.00 |
| 890 | CMC FUNDED DEPRECIATION | 52,114.76 | 53,604.54 | 53,873.54 | 7,401.06 |
| 950 | NAVIGATION DISTRICT | 30,345.57 | 23,484.39 | 23,949.07 | 7,909.29 |
| 950 | NAVIG CONSTRUCTION 2012A | 0.00 | 10,742.00 | 21,672.75 | 3,589.27 |
| 960 | NAVIG. CONSTRUCTION FUND | 41.56 | 21.65 | 3.29 | 0.11 |
| 960 | NAVIG 2012AVB INT& SINKING | 0.00 | 0.78 | 1.92 | 0.44 |
| 970 | NAVIG. INTEREST & SINKING | 687.97 | 727.77 | 562.64 | 115.54 |
| | TOTAL | 789,491.14 | 801,779.93 | 693,050.80 | 180,181.40 |