


MINUTES OF COUNTY FINANCES
TREASURER'S REPORT
MONTHLY- AUGUST 2019

IN THE MATTER OF COUNTY FINANCES
IN THE HANDS OF SEAN KENNEDY
TREASURER OF VICTORIA COUNTY, TEXAS

COMMISSIONERS' COURT
VICTORIA COUNTY, TEXAS
IN SPECIAL SESSION
REGULAR TERM
SEPTEMBER 2019


IN ACCORDANCE with Section 114.026, Local Government Code, we, the undersigned, constituting the entire Commissioners Court of said County, certify that on the 30th day of September 2019, at the Special Session of a Regular Term of Court, we compared and examined the monthly report of Sean Kennedy, Treasurer of Victoria County, Texas, for August 2019, and finding the same correct, entered an order in the Minutes approving said Report, which states total cash and investments on hand as \$81,454,395.03



Danny Garcia, Commissioner Pct. 1



Gary Burns, Commissioner Pct. 3



Ben Zeller, County Judge

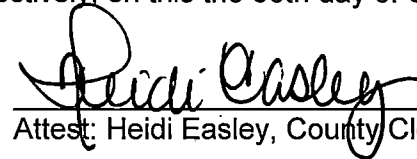


Kevin M. Janak, Commissioner Pct. 2



Clint C. Ives, Commissioner Pct. 4


SWORN TO AND SUBSCRIBED BEFORE ME, by Ben Zeller, County Judge, and County Commissioners of said Victoria County, each respectively, on this the 30th day of September A.D., 2019.



Attest: Heidi Easley, County Clerk


FILED FOR RECORD THIS 30 DAY OF SEPTEMBER A.D. 2019, and recorded on the 30 day of September, A.D. 2019.





Heidi Easley, County Clerk and
Ex-Officio Clerk of the Commissioners
Court in and for Victoria County, Texas.

By: 
Deputy **Stefanie Tumlinson**



MONTHLY REPORT OF

SEAN KENNEDY, COUNTY TREASURER

VICTORIA COUNTY, TEXAS

FOR THE MONTH OF AUGUST 2019

This report is presented for the approval of the Commissioners' Court, in accordance with Vernon's Texas Codes Annotated, Local Government Code, Section 83.002 (a) (3), and Title 10, Chapter 2256, Government Code (Public Funds Investment Act), and is true and correct to the best of my knowledge and belief, according to the records of this office.

Sean Kennedy
SEAN KENNEDY
COUNTY TREASURER

VICTORIA COUNTY
INVESTMENTS ON HAND
AUGUST 31, 2019

FUND	INV. NO.	PURCH DATE	PAR AMOUNT	DESCRIPTION	MAT DATE	CALL DATE	NET YIELD	PURCH PRICE	INDIV FND AMOUNT	TOTAL INVESTMENT	MARKET PRICE	MARKET VALUE
<u>VICTORIA COUNTY</u>												
		10/19/2017	5,000,000	L.O.G.I.C. POOL			2.330%			5,204,387.91		5,204,387.91
				CERTIFICATE OF DEPOSIT			2.320%			10,454,000.00		10,454,000.00
				CASH ON HAND-COUNTY FUNDS			2.390%			16,608,710.91		16,608,710.91
				<u>TOTAL COUNTY FUNDS</u>						<u>32,267,098.82</u>		<u>32,267,098.82</u>
<u>CITIZENS MEDICAL CENTER</u>												
				L.O.G.I.C. POOL			0.000%			0.00		0.00
				CERTIFICATE OF DEPOSIT			0.000%			0.00		0.00
BANK BALANCE				CMC NURSING HOMES			2.390%			1,547,859.04		1,547,859.04
				CASH ON HAND-CITIZENS MEDICAL CENTER			2.390%			39,495,708.50		39,495,708.50
				<u>TOTAL HOSPITAL FUNDS</u>						<u>41,043,567.54</u>		<u>41,043,567.54</u>
<u>NAVIGATION DISTRICT</u>												
				CASH ON HAND 2015 CONSTRUCTION			2.390%			1,137,497.39		1,137,497.39
				CASH ON HAND 2015 INTEREST & SINKING			2.390%			237,209.24		237,209.24
				PROMOTION AND DEVELOPMENT FUND			2.390%			279,538.09		279,538.09
				CASH ON HAND-2012A/B INTEREST/SINKING			2.390%			287,048.78		287,048.78
BANK BALANCE				CASH ON HAND-NAVIGATION DISTRICT			2.390%			6,202,435.17		6,202,435.17
				<u>TOTAL NAVIGATION DIST FUNDS</u>						<u>8,143,728.67</u>		<u>8,143,728.67</u>
<u>SUMMARY TOTAL PORTFOLIO</u>												
				TOTAL COUNTY FUNDS						32,267,098.82	39.6137%	32,267,098.82
				TOTAL HOSPITAL FUNDS						41,043,567.54	50.3884%	41,043,567.54
BANK BALANCE				TOTAL NAVIGATION DISTRICT FUNDS						8,143,728.67	9.9979%	8,143,728.67
										<u>81,454,395.03</u>	100.00%	<u>81,454,395.03</u>
				CASH ON HAND - ALL FUNDS						65,796,007.12	80.78%	65,796,007.12
				PLEGGED SECURITIES - ALL FUNDS						101,089,517.06		101,690,677.34
				CERTIFICATES OF DEPOSIT						10,454,000.00	12.83%	10,454,000.00
				MONEY MKT MUTUAL FUNDS						0.00	0.00%	0.00
				L.O.G.I.C. POOL						5,204,387.91	6.39%	5,204,387.91
				GOVERNMENT SECURITIES						0.00	0.00%	0.00
				<u>TOTAL INVESTMENTS</u>						<u>15,658,387.91</u>	19.22%	<u>15,658,387.91</u>
				<u>TOTAL PORTFOLIO INCLUDING CASH</u>						<u>81,454,395.03</u>	100.00%	<u>81,454,395.03</u>

UND ACCT. NO.	ACCOUNT NAME	CASH	INVESTMENTS
POOLED CASH - AFCA			
=====			
01	101-2000 POOLED CASH	15,618,122.93	
01	101-2005 POOLED CASH-PAYROLL	0.00	
TOTAL 001-POOLED CASH - AFCA		15,618,122.93	0.00

GENERAL FUND			
=====			
00	101-2000 CLAIM ON CASH-GENERAL FUND	9,930,665.53	
00	101-3000 VC CREDIT CARD CLEARING ACCT	64,090.47	
00	151-1003 CERTIFICATE OF DEPOSIT		10,454,000.00
00	151-1005 LOCAL GOVT. INVEST. COOP.		5,204,387.91
TOTAL 100-GENERAL FUND		9,994,756.00	15,658,387.91

EMERGENCY MGMT			
=====			
08	101-2000 CLAIM ON CASH-EMER MGMT	(259,435.97)	
TOTAL 108-EMERGENCY MGMT		(259,435.97)	0.00

LEPC FUND			
=====			
09	101-2000 CLAIM ON CASH-LEPC	9,325.60	
TOTAL 109-LEPC FUND		9,325.60	0.00

J. P. SPECIAL FUND			
=====			
10	101-2000 CLAIM ON CASH-J.P. SPECIAL FD	258.36	
TOTAL 110-J.P. SPECIAL FUND		258.36	0.00

CO CLERK ARCHIVE FEE FD			
=====			
19	101-2000 CLAIM ON CASH-CO CLK ARCHIVE	193,642.46	
TOTAL 119-CO CLERK ARCHIVE FEE FD		193,642.46	0.00

CASH & INVESTMENTS BY FUND

AS OF: AUGUST 31ST, 2019 AUGUST 31ST, 2019

UND ACCT. NO.	ACCOUNT NAME	CASH	INVESTMENTS
RECORDS MANAGEMENT FUND			
=====			
20	101-2000 CLAIM ON CASH-RECORD MGMT	78,080.64	
		-----	-----
TOTAL 120-RECORDS MANAGEMENT FUND		78,080.64	0.00
		-----	-----
COURTHOUSE SECURITY FUND			
=====			
21	101-2000 CLAIM ON CASH-CRTHSE SECURITY	84,067.02	
		-----	-----
TOTAL 121-COURTHOUSE SECURITY FUND		84,067.02	0.00
		-----	-----
JUSTICE CT BLDG SECURITY			
=====			
22	101-2000 CLAIM ON CASH-JP CRT BLD SECUR	39,474.99	
		-----	-----
TOTAL 122-JUSTICE CT BLDG SECURITY		39,474.99	0.00
		-----	-----
DIST. CLERK RECORDS MGMT			
=====			
23	101-2000 CLAIM ON CASH-DIST CLK REC MGT	5,702.25	
		-----	-----
TOTAL 123-DIST. CLERK RECORD MGMT		5,702.25	0.00
		-----	-----
PATRIOT PARK DONATION FD			
=====			
140	101-2000 CLAIM ON CASH-PATRIOT PRK DON	2,801.56	
		-----	-----
TOTAL 140-PATRIOT PARK DONATION FD		2,801.56	0.00
		-----	-----
SHERIFF'S SPECIAL FUND			
=====			
150	101-2000 CLAIM ON CASH-SHERIFFS SPECIAL	7,010.00	
150	101-3000 PROPERTY TAX SALE ACCOUNT	23,942.59	
		-----	-----
TOTAL 150-SHERIFF'S SPECIAL FUND		30,952.59	0.00
		-----	-----
CONSTABLE'S SPECIAL FUND			
=====			
155	101-2000 CLAIM ON CASH-CONSTABLES SPEC	0.00	
		-----	-----
TOTAL 155-CONSTABLE'S SPECIAL FUND		0.00	0.00
		-----	-----

CASH & INVESTMENTS BY FUND

AS OF: AUGUST 31ST, 2019 AUGUST 31ST, 2019

UND	ACCT. NO.	ACCOUNT NAME	CASH	INVESTMENTS
CLERK'S SPECIAL FUND				
=====				
.60	101-2000	CLAIM ON CASH-CLERKS SPECIAL	105.00	
TOTAL 160-CLERK'S SPECIAL FUND			105.00	0.00
GULF/MEXICO ENERGY SEC				
=====				
.95	101-2000	CLAIM ON CASH-GULF MEXICO ENGY	192,884.80	
TOTAL 195-GULF/MEXICO ENERGY SEC.			192,884.80	0.00
FEMA HAZARD MIT FUND				
=====				
197	101-2000	CLAIM ON CASH-FEMA HAZARD MIT	0.00	
TOTAL 197- FEMA HAZARD MIT. FD			0.00	0.00
HURRICANE HARVEY DR#4332				
=====				
198	101-2000	CLAIM ON CASH-HURRICANE HARVEY	(598,480.15)	
198	101-3000	CLAIM ON CASH/GRANT FUND	0.00	
TOTAL 198-HURRICANE HARVEY DR#4332			(598,480.15)	0.00
TXDOT MCCOY RD RECONST				
=====				
199	101-2000	CLAIM ON CASH-TXDOT MCCOY RD	0.00	
TOTAL 199-TXDOT MCCOY RD RECONST			0.00	0.00
ROAD AND BRIDGE FUND/FCT				
=====				
201	101-2000	CLAIM ON CASH-R&B PCT #1	483,886.59	
TOTAL 201-ROAD & BRIDGE FUND PCT 1			483,886.59	0.00
ROAD AND BRIDGE FUND/FCT				
=====				
202	101-2000	CLAIM ON CASH-R&B PCT #2	986,431.11	
TOTAL 202-ROAD & BRIDGE FUND PCT 2			986,431.11	0.00

CASH & INVESTMENTS BY FUND

AS OF: AUGUST 31ST, 2019 . AUGUST 31ST, 2019

UND ACCT. NO.	ACCOUNT NAME	CASH	INVESTMENTS
ROAD AND BRIDGE FUND/PCT			
=====			
03	101-2000 CLAIM ON CASH-R&B PCT #3	1,765,862.67	
		-----	-----
TOTAL 203-ROAD & BRIDGE FUND PCT 3		1,765,862.67	0.00
		-----	-----
ROAD AND BRIDGE FUND/PCT			
=====			
04	101-2000 CLAIM ON CASH-R&B PCT #4	605,503.86	
		-----	-----
TOTAL 204-ROAD & BRIDGE FUND PCT 4		605,503.86	0.00
		-----	-----
CAPITAL CREDITS FUND			
=====			
15	101-2000 CLAIM ON CASH-CAPITAL CREDITS	264,047.81	
		-----	-----
TOTAL 215-CAPITAL CREDITS FUND		264,047.81	0.00
		-----	-----
JUVENILE RESTITUTION			
=====			
21	101-2000 CLAIM ON CASH-JUVEN.RESTITUT.	18.53	
		-----	-----
TOTAL 221-JUVENILE RESTITUTION		18.53	0.00
		-----	-----
JUVENILE PROBATION FUND			
=====			
31	101-2000 CLAIM ON CASH-JUVEN PROBAT.	(306,244.76)	
		-----	-----
TOTAL 231-JUVENILE PROBATION FD		(306,244.76)	0.00
		-----	-----
DRUG COURTS PROGRAMS			
=====			
40	101-2000 CLAIM ON CASH-DRUG CRT PROG	19,654.80	
		-----	-----
TOTAL 240-DRUG COURTS PROGRAM		19,654.80	0.00
		-----	-----
24TH JUDICIAL DIST PROB			
=====			
41	101-2000 CLAIM ON CASH-24 JUD DIST PROB	0.00	
		-----	-----
TOTAL 241-24TH JUDICIAL DIST. PROB		0.00	0.00
		-----	-----

CASH & INVESTMENTS BY FUND

AS OF: AUGUST 31ST, 2019 AUGUST 31ST, 2019

UND ACCT. NO.	ACCOUNT NAME	CASH	INVESTMENTS
JUSTICE TECHNOLOGY FUND			
=====			
81	101-2000 CLAIM ON CASH-JUSTICE TECH.	28,389.56	
TOTAL 281-JUSTICE TECHNOLOGY FD.		28,389.56	0.00

FAMILY PROTECTION FEE FD			
=====			
82	101-2000 CLAIM ON CASH-FAM PROTECT FEE	3,485.00	
TOTAL 282-FAMILY PROTECTION FEE FD		3,485.00	0.00

CO/DIST TECHNOLOGY FD			
=====			
83	101-2000 CLAIM ON CASH-CO/DIST TECHNOL	37,785.15	
TOTAL 283-CO/DIST TECHNOLOGY FD		37,785.15	0.00

CDA PROCESSING FEE FUND			
=====			
00	101-2000 CLAIM ON CASH-CDA PROCESS FEE	8,699.53	
TOTAL 300-CDA PROCESSING FEE FUND		8,699.53	0.00

BOND FORFEITURE COMM			
=====			
01	101-2000 CLAIM ON CASH-BOND FORFEITURE	22,371.73	
TOTAL 301-BOND FORFEITURE COMM		22,371.73	0.00

CDA STATE JUDICIARY FUND			
=====			
02	101-2000 CLAIM ON CASH-CDA STATE JUD.	0.00	
TOTAL 302-CDA STATE JUDICIARY FUND		0.00	0.00

PRETRIAL INTERVENTION			
=====			
03	101-2000 CLAIM ON CASH-PRETRIAL INTERV	0.00	
TOTAL 303-PRETRIAL INTERVENTION		0.00	0.00

CASH & INVESTMENTS BY FUND

AS OF: AUGUST 31ST, 2019 AUGUST 31ST, 2019

UND ACCT. NO.	ACCOUNT NAME	CASH	INVESTMENTS
CDA VICTIMS ASSISTANCE GR			
=====			
105 101-2000	CLAIM ON CASH-CDA VICTIMS ASST	0.00	
TOTAL 305-CDA VICTIMS ASSIST GRANT		0.00	0.00
VICTIM COORD/LIASON GNT			
=====			
106 101-2000	CLAIM ON CASH-SO VICT COORD	(840.80)	
TOTAL 306-VICTIM COORD/LIASON GNT		(840.80)	0.00
SCRAP PROGRAM			
=====			
307 101-2000	CLAIM ON CASH-SCRAP PROGRAM	1,265.00	
TOTAL 307-SCRAP PROGRAM		1,265.00	0.00
TEXAS VINE GRANT			
=====			
308 101-2000	CLAIM ON CASH-TX VINE GRANT	0.00	
TOTAL 308-TEXAS VINE GRANT		0.00	0.00
4/H ACTIVITY CENTER			
=====			
310 101-2000	CLAIM ON CASH-4/H ACTIVITY CNT	7,980.15	
TOTAL 310-4/H ACTIVITY CENTER		7,980.15	0.00
AIRPORT FUND			
=====			
321 101-2000	CLAIM ON CASH-AIRPORT FUND	14,690.33	
321 101-3000	CASH IN BANK/AIRPORT DRAFTING	111,177.43	
321 151-1000	TREASURY BILLS		0.00
321 151-1001	TEXPOOL INVESTMENTS		0.00
321 151-1005	LOCAL GOVT. INVEST COOP		0.00
TOTAL 321-AIRPORT FUND		125,867.76	0.00

CASH & INVESTMENTS BY FUND

AS OF: AUGUST 31ST, 2019 AUGUST 31ST, 2019

UND ACCT. NO.	ACCOUNT NAME	CASH	INVESTMENTS
AIRPORT GRANT FUND			
=====			
22	101-2000 CLAIM ON CASH-AIRPORT GRANT	0.00	
TOTAL 322-AIRPORT GRANT FUND		0.00	0.00
AIRPORT CAPITAL PROJECTS			
=====			
23	101-2000 CLAIM ON CASH-AIRP CAPITAL PRO	20,715.00	
TOTAL 323-AIRPORT CAPITAL PROJECTS		20,715.00	0.00
SPECIAL SERVICE FUND			
=====			
30	101-2000 CLAIM ON CASH-SPECIAL SERVICE	501,373.63	
TOTAL 330-SPECIAL SERVICE FUND		501,373.63	0.00
STONEGARDEN GRANT			
=====			
36	101-2000 CLAIM ON CASH-STONEGARDEN GWT	(133,248.31)	
TOTAL 336-STONEGARDEN 2010SST0-0008		(133,248.31)	0.00
JAG-LESS LETHAL FORCE			
=====			
37	101-2000 CLAIM ON CASH-JAG LESS LETHAL	(37,965.40)	
TOTAL 337-JAG-LESS LETHAL FORCE		(37,965.40)	0.00
CLICK IT OR TICKET			
=====			
38	101-2000 CLAIM ON CASH-GCRPC 9-1-1	0.00	
TOTAL 338-GCRPC - 9-1-1 ALLOCATION		0.00	0.00
BYRNE JAG PROGRAM			
=====			
39	101-2000 CLAIM ON CASH-BYRNE JAG PROG	0.00	
TOTAL 339- BYRNE JAG PROGRAM		0.00	0.00

CASH & INVESTMENTS BY FUND

AS OF: AUGUST 31ST, 2019 AUGUST 31ST, 2019

UND ACCT. NO.	ACCOUNT NAME	CASH	INVESTMENTS
HIGH INTENSITY DRUG TRAF			
=====			
340 101-2000	CLAIM ON CASH-HIGH INTENSITY	(67,267.12)	
TOTAL 340-HIGH INTENSITY DRUG TRAFF		(67,267.12)	0.00

GCRC SOLID WASTE GRANT			
=====			
341 101-2000	CLAIM ON CASH-GCRC SOLID WAST	0.00	
TOTAL 341-GCRC SOLID WASTE GRNT		0.00	0.00

RIFLE REST BODY ARM GNT			
=====			
343 101-2000	CLAIM ON CASH-RIFLE RESIT BODY	0.00	
TOTAL 343-RIFLE RESIT BODY ARMOR GN		0.00	0.00

FIREFIGHTERS GRANT			
=====			
344 101-2000	CLAIM ON CASH-FIREFIGHTERS GNT	0.00	
TOTAL 344-FIREFIGHTERS GRANT		0.00	0.00

FERAL HOG GRANT			
=====			
345 101-2000	CLAIM ON CASH-FERAL HOG GRANT	0.00	
TOTAL 345-FERAL HOG GRANT		0.00	0.00

TXCDBG WCID1 BLOOMINGTON			
=====			
346 101-2000	CLAIM ON CASH-WCID1 BLOOMING	(156,003.00)	
TOTAL 346-TXCDBG GNT-WCID1 BLOOM.		(156,003.00)	0.00

STATE FEE ACCOUNT			
=====			
350 101-2000	CLAIM ON CASH-STATE FEE FD	153,376.65	
TOTAL 350-STATE FEE ACCOUNT		153,376.65	0.00

CASH & INVESTMENTS BY FUND

AS OF: AUGUST 31ST, 2019 AUGUST 31ST, 2019

JND ACCT. NO.	ACCOUNT NAME	CASH	INVESTMENTS
MENTAL HLTH PEACE OFF FD			
=====			
56	101-2000 CLAIM ON CASH-MENTAL SO/GB	(24,086.79)	
TOTAL 356-MENTAL HEALTH PEACE OFF		(24,086.79)	0.00

ISD SCHOOL RESOURCE OFF			
=====			
58	101-2000 CLAIM ON CASH-BISD SCHL RESOUR	(9,961.39)	
TOTAL 358-BISD SCHOOL RESOURCE OFF		(9,961.39)	0.00

SHERIFF'S FORFEITURE FD			
=====			
60	101-2000 CLAIM ON CASH-SHERIFF FORFEIT	411,890.26	
60	151-1001 TEXPOOL INVESTMENTS		0.00
60	151-1005 LOCAL GOVT. INVEST. COOP.		0.00
TOTAL 360-SHERIFF'S FORFEITURE FUND		411,890.26	0.00

SHERIFF'S DONATION FUND			
=====			
61	101-2000 CLAIM ON CASH-SHERIFF DONATION	257.65	
TOTAL 361-SHERIFF'S DONATION, FUND		257.65	0.00

SHER DOJ FEDERAL FORFEIT			
=====			
62	101-2000 CLAIM ON CASH-SO DOJ FED FORFE	301,127.61	
TOTAL 362-SHERIFF DOJ FED. FORFEIT.		301,127.61	0.00

CDA CONTRABAND FORFEITURE			
=====			
70	101-2000 CLAIM ON CASH-CDA CONTRA FORF	668,463.48	
70	151-1005 LOCAL GOVT. INVEST. COOP.		0.00
TOTAL 370-CDA CONTRABAND FORFEITURE		668,463.48	0.00

CDA DOJ EQUITABLE SHARE			
=====			
71	101-2000 CLAIM ON CASH-CDA DOJ EQUIT	1,090.68	
TOTAL 371-CDA DOJ EQUITABLE SHARE		1,090.68	0.00

CASH & INVESTMENTS BY FUND

AS OF: AUGUST 31ST, 2019 AUGUST 31ST, 2019

UND ACCT. NO.	ACCOUNT NAME	CASH	INVESTMENTS
HERIFF DOT FEDERAL FORF			
=====			
72	101-2000 CLAIM ON CASH-SO DOT FED FORF.	83,410.33	
TOTAL 372-SHERIFF DOT FEDERAL FORF		83,410.33	0.00
HERIFF COMMISSARY FUND			
=====			
80	101-2000 CLAIM ON CASH-SHER. COMMISSARY	269,180.88	
TOTAL 380-SHERIFF COMMISSARY FUND		269,180.88	0.00
JUVENILE COMMISSARY FUND			
=====			
90	101-2000 CLAIM ON CASH-JUV COMMISSARY	7,166.27	
TOTAL 390-JUVENILE COMMISSARY FUND		7,166.27	0.00
USD SRO REIMBURSEMENT			
=====			
95	101-2000 CLAIM ON CASH-VISD SRO REIMB	(164,301.95)	
TOTAL 395-VISD SRO REIMBURSEMENT		(164,301.95)	0.00
HEALTH INSURANCE FUND			
=====			
10	101-2000 CLAIM ON CASH-HEALTH INSUR	(334,870.62)	
10	101-3000 CASH IN BANK/BOON CHAPMAN	1,719.56	
TOTAL 410-HEALTH INSURANCE FUND		(333,151.06)	0.00
EMPLOYEE BENEFIT FUND			
=====			
120	101-2000 CLAIM ON CASH-EMPLOYEE BENEF	3,559.43	
TOTAL 420-EMPLOYEE BENEFIT FUND		3,559.43	0.00
ELECTIONS ADM SPECIAL			
=====			
150	101-2000 CLAIM ON CASH-ELECT ADM SPEC	44,565.20	
TOTAL 450-ELECTIONS ADM SPECIAL		44,565.20	0.00

CASH & INVESTMENTS BY FUND

AS OF: AUGUST 31ST, 2019 AUGUST 31ST, 2019

UND ACCT. NO.	ACCOUNT NAME	CASH	INVESTMENTS
ELECTIONS CHAPTER 19			
=====			
57	101-2000 CLAIM ON CASH-ELECT CHAPT 19	(475.58)	
TOTAL 457-ELECTIONS CHAPTER 19 FD		(475.58)	0.00

TAX ASSESSOR SPECIAL			
=====			
99	101-3000 FVNB SPECIAL INVENTORY ACCT.	723,284.82	
TOTAL 499-TAX ASSESSOR SPECIAL		723,284.82	0.00

HISTORICAL COMMISSION			
=====			
00	101-2000 CLAIM ON CASH-HISTORICAL COMM	21,186.53	
TOTAL 500-HISTORICAL COMMISSION		21,186.53	0.00

CHILD WELFARE BOARD			
=====			
15	101-2000 CLAIM ON CASH-CHILD WELFARE BD	25,087.36	
TOTAL 515-CHILD WELFARE BOARD		25,087.36	0.00

REBUILD TEXAS FUND			
=====			
50	101-2000 CLAIM ON CASH-REBUILD TX FUND	142,128.13	
TOTAL 550-REBUILD TEXAS FUND		142,128.13	0.00

DEBT SERVICE			
=====			
00	101-2000 CLAIM ON CASH-DEBT SERVICE	533,980.49	
TOTAL 700-DEBT SERVICE		533,980.49	0.00

LAW LIBRARY FUND			
=====			
20	101-2000 CLAIM ON CASH-LAW LIBRARY FD	58,148.18	
TOTAL 720-LAW LIBRARY FUND		58,148.18	0.00

CASH & INVESTMENTS BY FUND

AS OF: AUGUST 31ST, 2019 AUGUST 31ST, 2019

UND ACCT. NO.	ACCOUNT NAME	CASH	INVESTMENTS
VICTORIA HEALTH DEPT			
=====			
00	101-2000 CLAIM ON CASH-HEALTH DEPT	(283,956.65)	
00	101-3000 CASH IN BANK/HLTH 340B DRAFT.	1,439.49	
TOTAL 800-VICTORIA HEALTH DEPT.		(282,517.16)	0.00

X A&M UNIV HLTH SCIENCE			
=====			
01	101-2000 CLAIM ON CASH-TX A&M HLTH SCI	9,929.18	
TOTAL 801-TX A&M UNIV HLTH SCIENCE		9,929.18	0.00

MEDICAID ADM CLAIM FD			
=====			
02	101-2000 CLAIM ON CASH-MEDICAID ADM CLM	34,656.98	
TOTAL 802-MEDICAID ADM CLAIMS FD		34,656.98	0.00

TEXAS HOME VISITING GNT			
=====			
03	101-2000 CLAIM ON CASH-TX HOME VISITING	(82,503.96)	
TOTAL 803-TEXAS HOME VISITING GRANT		(82,503.96)	0.00

HOGG FOUNDATION GRANT			
=====			
04	101-2000 CLAIM ON CASH-HOGG FOUNDAT.	62,285.65	
TOTAL 804-HOGG FOUNDATION GNT		62,285.65	0.00

HURRICANE PUBLIC HLTH GNT			
=====			
05	101-2000 CLAIM ON CASH-HURRICANE PUBLIC	(55,096.08)	
TOTAL 805-HURRICANE PUBLIC HLTH GNT		(55,096.08)	0.00

AMERICARES			
=====			
06	101-2000 CLAIM ON CASH-AMERICARES	6,000.00	
TOTAL 806-AMERICARES		6,000.00	0.00

CASH & INVESTMENTS BY FUND

AS OF: AUGUST 31ST, 2019 AUGUST 31ST, 2019

UND ACCT. NO.	ACCOUNT NAME	CASH	INVESTMENTS
VICTORIA WIC PROGRAM			
=====			
10	101-2000 CLAIM ON CASH-WIC PROGRAM	(95,002.50)	
TOTAL 810-VICTORIA WIC PROGRAM		(95,002.50)	0.00
AVARRO PROJECT FUND			
=====			
45	101-2000 CLAIM ON CASH-NAVARRO LEASE	0.00	
45	101-3000 CASH/BK NY/INTEREST	0.00	
45	101-3001 CASH/BK NY/PRINCIPAL	0.00	
45	101-3002 CASH/BK NY/PROJECT	0.00	
45	101-3003 CASH/BK NY/RESERVE (2017)	0.00	
45	151-1001 MONEY MARKET MUTUAL FDS		0.00
45	151-1002 GOVERNMENT SECURITIES		0.00
45	151-1006 INVESTORS CASH TRUST		0.00
TOTAL 845-NAVARRO PROJECT FUND		0.00	0.00
FLEXIBLE BENEFITS PLAN			
=====			
170	101-2000 CASH-FLEX BEN-DENTAL, LIFE, VSN	13,775.61	
170	101-3000 CASH IN BANK/PROSPERITY BANK	64,933.62	
TOTAL 870-FLEXIBLE BENEFITS PLAN		78,709.23	0.00
LEOSE FUND			
=====			
180	101-2000 CLAIM ON CASH-LEOSE FUND	60,418.75	
TOTAL 880-LEOSE FUND		60,418.75	0.00
TOTAL CASH AND INVESTMENTS		32,226,833.84	15,658,387.91

*** END OF REPORT ***

Pooled Cash

(15,618,122.93)

15,658,387.91

16,608,710.91

15,658,387.91

FUND	ACCT. NO.	ACCOUNT NAME	CASH	INVESTMENTS
VICTORIA COUNTY HOSPITAL				
820	101-1000	HOSPITAL FUND	27,376,367.90	
820	101-2004	CMC 125 PLAN	151,912.20	
820	101-3000	CMC ACCTS PAYABLE	(955,952.50)	
820	101-4000	CMC PAYROLL	752.11	
820	101-4100	CMC MEDICAL PROFESS #214125768	100.00	
820	101-4105	CMC MEDICAL PROFESS #217301213	10,239,586.17	
820	101-4200	CMC WEIGHT MANAGEMENT CNTR	431,919.53	
820	101-4300	CMC HOME HEALTH AGENCY	2,251,023.09	
820	101-5001	ARBORETUM NURSE /REHAB/WINNIE	0.00	
820	101-5002	MATAGORDA NURSING & REHAB	161,433.89	
820	101-5003	TWIN PINES NURSING & REHAB	328,523.77	
820	101-5004	SHADY OAKS NURSING & REHAB	88,584.93	
820	101-5005	AMISTAD NURSING & REHAB	0.00	
820	101-5006	GAMADO NURSING & REHAB	141,774.02	
820	101-5007	CUERO NURSING & REHAB	0.00	
820	101-5008	STEVENS NURSE & REHAB/HALLETTS	769.00	
820	101-5009	PORT LAVACA NURSING & REHAB	0.00	
820	101-5010	SOUTHBROOKE NURSING & REHAB	0.00	
820	101-5011	WHARTON NURSING & REHAB	11,664.82	
820	101-5012	YOAKUM NURSING & REHAB	0.00	
820	101-5100	CUERO NURSING & REHAB-HUD	118,747.28	
820	101-5105	STEVENS NURSE & REHAB-HUD	137,792.13	
820	101-5110	PORT LAVACA NURSE & REHAB-HUD	209,202.58	
820	101-5115	SOUTHBROOKE NURSE&REHAB-HUD	95,805.08	
820	101-5120	WHARTON NURSING & REHAB-HUD	223,024.48	
820	101-5125	YOAKUM NURSING & REHAB-HUD	30,537.06	
820	101-5130	MATAGORDA NURSING & REHAB-HUD	0.00	
820	101-5135	TWIN PINES NURSING & REHAB-HUD	0.00	
820	151-1004	CERTIFICATES OF DEPOSIT		0.00
820	151-1005	LOCAL GOVT. INVEST. COOP.		0.00
TOTAL 820-VICTORIA COUNTY HOSPITAL			41,043,567.54	0.00
TOTAL CASH AND INVESTMENTS			41,043,567.54	0.00

*** END OF REPORT ***

CD INVESTMENTS GENERAL FUND

ISSUER	CUSIP	TERM	% EARN	SETTLE	MATURE
FIRST TECH FCU	33715LDQ0	MBS	24 3.05%	\$ 245,000.00	2/6/2019 2/8/2021 FEB
KESSLER FCU	49254FAJ5	MBS	30 3.00%	\$ 245,000.00	1/31/2019 7/30/2021 JAN
GOLDMAN SACHS	38148P4N4	MBS	36 2.90%	\$ 245,000.00	1/30/2019 6 MON CALL JAN
JP MORGAN CHASE	48128HGV4	MBS	12 2.80%	\$ 245,000.00	2/28/2019 2/28/2020 FEB
KERN SCHOOL FCU	49228XAA8	MBS	36 2.80%	\$ 245,000.00	2/27/2019 2/28/2022 FEB
MORGAN STANLY	61760AWX3	MBS	36 2.75%	\$ 245,000.00	3/7/2019 3/7/2022 MARCH
CITIBANK NA MKT	17294XPV2	MBS	36 2.80%	\$ 245,000.00	3/11/2019 3/11/2022 MARCH
MEDALLION	58404DDP3	MBS	36 2.70%	\$ 245,000.00	3/22/2019 3/22/2022 MARCH
AFFINITY CU	00832KAV1	MBS	12 2.70%	\$ 245,000.00	3/22/2019 3/22/2020 MARCH
AMERICAS CU	03065AAG8	MBS	24 2.70%	\$ 245,000.00	3/29/2019 3/29/2021 MARCH
ISREAL DISC BANK	465076QE0	MBS	24 2.50%	\$ 245,000.00	5/10/2019 5/10/2021 MAY
UNIV OF IOWA	91435LAY3	MBS	24 2.50%	\$ 245,000.00	5/15/2019 5/14/2021 MAY
BANKNEWPORT	06647JAR5	MBS	36 2.50%	\$ 245,000.00	5/8/2019 5/9/2022 MAY
JEFFERSON FINAN	474067AR6	MBS	36 2.65%	\$ 209,000.00	5/15/2019 5/16/2022 MAY
SIGNAT BNK ARKAN	82669LJC8	MBS	36 2.50%	\$ 245,000.00	5/17/2019 5/17/2022 MAY
BANK OF NEW ENG	06426KBB3	MBS	36 2.45%	\$ 245,000.00	5/23/2019 5/23/2022 MAY
TIAA FSB	87270LCE1	MBS	36 2.50%	\$ 245,000.00	5/17/2019 5/17/2022 MAY
CAPITAL ONE BNK	14042TAN7	MBS	35 2.45%	\$ 200,000.00	6/10/2019 5/23/2022 JUNE
UBS BNK SALT LAKE	90348BJLQ1	MBS	24 2.45%	\$ 245,000.00	6/10/2019 6/7/2021 JUNE
EAVANSVILLE TEAC	299547AN9	MBS	12 2.40%	\$ 245,000.00	6/12/2019 6/12/2020 JUNE
BMO HARRIS BNK	05581WV93	MBS	13 2.40%	\$ 245,000.00	6/13/2019 7/13/2020 JUNE
STEARNS BNK NA	857894A90	MBS	14 2.20%	\$ 245,000.00	6/24/2019 8/24/2020 JUNE
VERUS BNK COMM	92535LCG7	MBS	24 2.20%	\$ 245,000.00	6/28/2019 6/28/2021 JUNE
MEADOWS BANK	58321JCD8	MBS	18 2.25%	\$ 245,000.00	6/28/2019 12/28/2020 JUNE
BAR HARBOR B&T	066851WU6	MBS	24 2.05%	\$ 245,000.00	6/28/2019 6/28/2021 JUNE
LUANA SVGS BNK	549104GV3	MBS	36 2.20%	\$ 245,000.00	6/21/2019 6/21/2022 JUNE
BALBOA THRIFT	05765LAX5	MBS	36 2.00%	\$ 245,000.00	7/19/2019 7/18/2022 JULY
UNITED BANKERS	909557JE1	MBS	30 2.00%	\$ 245,000.00	7/24/2019 1/24/2022 JULY
1ST SOURCE BANK	33646CLH5	MBS	35 2.00%	\$ 245,000.00	7/11/2019 6/13/2022 JULY
BARCLAYS BNK DEL	06740KNF0	MBS	24 2.00%	\$ 245,000.00	7/19/2019 7/17/2021 JULY
HANMI BANK	410493ELO	MBS	36 2.00%	\$ 245,000.00	7/19/2019 7/19/2022 JULY
CONGRESSIONAL B	20726ABB3	MBS	28 2.00%	\$ 245,000.00	7/24/2019 11/24/2021 JULY
FIRST NATL BANK	32114LBN8	MBS	36 2.00%	\$ 245,000.00	7/26/2019 7/26/2022 JULY
THREE RIVERS CU	88563LAH0	MBS	24 2.10%	\$ 245,000.00	8/1/2019 8/2/2021 AUG
CIT BNK NAT ASSN	12556LBB1	MBS	36 1.95%	\$ 245,000.00	8/23/2019 8/23/2022 AUG
RAYMOND JAMES	75472RAC5	MBS	36 1.90%	\$ 245,000.00	8/23/2019 8/23/2022 AUG
MORGAN STANLEY	61747MA50	FTN	24 1.75%	\$ 245,000.00	11/9/2017 11/12/2019
CAPITOL ONE NA	14042RKA8	FTN	24 1.75%	\$ 245,000.00	11/8/2017 11/8/2019
JEFFESON B&T	472376AC6	MBS	30 1.75%	\$ 245,000.00	11/9/2017 5/12/2020
DISCOVER BANK	254673GD2	MBS	36 2.00%	\$ 245,000.00	11/8/2017 11/9/2020
WELLS FARGO NA	949763LD6	MBS	36 2.00%	\$ 245,000.00	11/8/2017 11/9/2020
ALLY BANK	02006L6M0	FTN	36 2.00%	\$ 245,000.00	11/9/2017 11/9/2020
BMW BANK OF NA	05580ALB8	FTN	36 2.00%	\$ 245,000.00	11/10/2017 11/10/2020
			2.32%	10,454,000.00	

INTEREST EARNED STATEMENT
AUGUST 2019

FUND	FUND NAME	2016	2017	2018	2019 YR TO DATE	CURRENT MONTH
100	GENERAL FUND	141,158.01	241,299.13	466,648.37	438,270.29	32,038.08
200	ROAD & BRIDGE FUND	25,906.60	45,426.58	75,845.46	88,503.78	7,968.07
700	DEBT SERVICE	2,957.82	5,097.08	10,491.55	11,825.88	1,183.00
770	CAPITAL PROJECTS	8745.15	471.42	0.00	0.00	0.00
	Sub-Total Budgeted Funds	178,767.58	292,294.21	552,985.38	538,599.95	41,189.15
119	CLERK'S ARCHIVE	907.32	2307.04	5551.35	3,607.32	368.54
150	TAX SALES	0.00	0.00	0.00	347.59	55.81
240	DRUG COURTS PROGRAM	82.26	173.24	256.25	249.07	38.56
300	CDA PROCESSING FEE	71.58	59.85	168.15	75.72	18.32
310	4-H ACTIVITY CENTER	75.33	116.80	120.37	116.32	15.46
320	AIRPORT DRAFTING	0.00	0.00	0.00	351.11	0.00
321	AIRPORT	452.30	1122.56	2244.67	2,981.28	193.24
330	SPECIAL SERVICE	4351.37	7514.85	9596.57	7,607.38	925.66
360	SHERIFF'S FORFEITURE	438.82	2052.00	7251.10	6,401.01	812.25
361	SHERIFF'S DONATION	0.00	5.80	8.47	4.56	0.50
362	SHERIFF'S DOJ	0.00	2997.98	4965.25	4,768.11	583.35
370	CDA CONTRABAND FORFEIT.	1762.99	4715.79	10490.95	9,825.68	1,301.12
371	CDA DOJ EQUITABLE SHARE	5.20	9.53	17.69	17.25	2.11
372	SHERIFF DOT FED FORFEIT	496.00	1241.51	1369.73	1,319.28	161.56
380	SHERIFF COMMISSARY	994.68	2205.77	3954.32	4,159.45	518.12
390	JUVENILE COMMISSARY	31.55	59.50	112.82	112.70	13.84
410	HEALTH INSURANCE	1165.44	1713.18	9542.34	1,719.56	162.15
450	ELECTION ADMINISTRATOR	25.19	133.05	255.79	394.16	87.03
499	TAX ASSESSOR SPECIAL	1286.14	3661.65	8572.46	6,572.98	1,358.03
500	HISTORICAL COMMISSION	101.10	220.43	406.58	343.17	41.04
800	HEALTH DEPT DRAFTING	0.00	62.08	179.54	252.57	12.11
870	FLEXIBLE BENEFIT PLAN	75.17	294.02	817.46	947.48	130.89
820	HOSPITAL	232331.08	367951.98	522103.44	467,510.51	56,105.42
820	CMC 125 PLAN	314.75	1,093.16	2,738.71	2,498.59	299.03
830	CMC ACCOUNTS PAYABLE	8506.89	13,044.15	19,037.56	14,971.68	2,074.57
840	CMC PAYROLL	2244.93	3,472.13	6,975.28	6,293.54	752.11
820	CMC MEDICAL PROFESSIONAL	23236.23	59,584.77	79,628.52	113,704.59	19,816.89
820	CMC HOME HEALTH	0.00	1,525.34	15,579.84	29,507.63	4,413.33
820	CMC WEIGHT MGMT	0.00	1,968.76	6,202.93	6,552.58	861.09
820	CMC NURSING HOMES	3072.85	9,234.03	25,035.19	22,615.64	2,425.88
950	NAVIGATION DISTRICT	16176.19	33,379.58	85,119.55	104,046.30	13,240.08
950	NAVIG CONSTRUCTION 2012A	0.26	0.89	1.98	0.23	0.00
950	NAVIG. CONSTRUCTION 2015	40712.19	69,060.52	126,550.67	71,043.33	2,653.09
950	NAVIG 2012A/B INT& SINKING	1042.11	2,899.92	6,909.40	7,131.31	433.85
950	NAVIG. INTEREST & SINKING	33.22	29.89	25.76	2.84	0.00
	TOTAL	518,760.72	886,205.96	1,514,776.07	1,436,652.47	151,064.18