


MINUTES OF COUNTY FINANCES
TREASURER'S REPORT
MONTHLY- MARCH 2020


IN THE MATTER OF COUNTY FINANCES
IN THE HANDS OF SEAN KENNEDY
TREASURER OF VICTORIA COUNTY, TEXAS

COMMISSIONERS' COURT
VICTORIA COUNTY, TEXAS
IN SPECIAL SESSION
REGULAR TERM APRIL
2020


IN ACCORDANCE with Section 114.026, Local Government Code, we, the undersigned, constituting the entire Commissioners Court of said County, certify that on the 27th day of April 2020, at the Special Session of a Regular Term of Court. We compared and examined the monthly report of Sean Kennedy, Treasurer of Victoria County, Texas, for March 2020, and finding the same correct, entered an order in the Minutes approving said Report, which states total cash and investments on hand as \$104,759,779.59




Ben Zeller, County Judge




Danny Garcia, Commissioner Pct. 1



Kevin M. Janak, Commissioner Pct. 2




Gary Burns, Commissioner Pct. 3



Clint C. Ives, Commissioner Pct. 4


SWORN TO AND SUBSCRIBED BEFORE ME, by Ben Zeller, County Judge, and County Commissioners of said Victoria County, each respectively, on this the 27th day of April A.D., 2020.




Attest: Heidi Easley, County Clerk

FILED FOR RECORD THIS 27th DAY OF April A.D. 2020, and recorded on the 27th day of April, A.D. 2020.





Heidi Easley, County Clerk and
Ex-Officio Clerk of the Commissioners
Court in and for Victoria County, Texas.

By: 
Deputy **Stefanie Tumlinson**



MONTHLY REPORT OF

SEAN KENNEDY, COUNTY TREASURER

VICTORIA COUNTY, TEXAS

FOR THE MONTH OF MARCH 2020

This report is presented for the approval of the Commissioners' Court, in accordance with Vernon's Texas Codes Annotated, Local Government Code, Section 83.002 (a) (3), and Title 10, Chapter 2256, Government Code (Public Funds Investment Act), and is true and correct to the best of my knowledge and belief, according to the records of this office.


SEAN KENNEDY
COUNTY TREASURER

VICTORIA COUNTY
INVESTMENTS ON HAND
MARCH 31, 2020

FUND	INV. NO.	PURCH DATE	PAR AMOUNT	DESCRIPTION	MAT DATE	CALL DATE	NET YIELD	PURCH PRICE	INDIV FND AMOUNT	TOTAL INVESTMENT	MARKET PRICE	MARKET VALUE
<u>VICTORIA COUNTY</u>		10/19/2017	5,000,000	L.O.G.I.C. POOL			1.426%			5,260,799.46		5,260,799.46
				CERTIFICATE OF DEPOSIT			2.020%			12,904,000.00		12,904,000.00
				CASH ON HAND-COUNTY FUNDS			1.600%			24,549,860.83		24,549,860.83
				<u>TOTAL COUNTY FUNDS</u>						<u>42,714,660.29</u>		<u>42,714,660.29</u>
<u>CITIZENS MEDICAL CENTER</u>				L.O.G.I.C. POOL			0.000%			0.00		0.00
				CERTIFICATE OF DEPOSIT			0.000%			0.00		0.00
<u>BANK BALANCE</u>				CMC NURSING HOMES			1.600%			576,568.07		576,568.07
				<u>CASH ON HAND-CITIZENS MEDICAL CENTER</u>			1.600%			<u>51,467,279.51</u>		<u>51,467,279.51</u>
				<u>TOTAL HOSPITAL FUNDS</u>						<u>52,043,847.58</u>		<u>52,043,847.58</u>
<u>NAVIGATION DISTRICT</u>				CASH ON HAND 2015 CONSTRUCTION			1.600%			509,318.84		509,318.84
				CASH ON HAND 2015 INTEREST & SINKING			1.600%			615,576.06		615,576.06
				PROMOTION AND DEVELOPMENT FUND			1.600%			239,615.83		239,615.83
				CASH ON HAND-2012A/B INTEREST/SINKING			1.600%			734,027.39		734,027.39
<u>BANK BALANCE</u>				<u>CASH ON HAND-NAVIGATION DISTRICT</u>			1.600%			<u>7,902,733.60</u>		<u>7,902,733.60</u>
				<u>TOTAL NAVIGATION DIST FUNDS</u>						<u>10,001,271.72</u>		<u>10,001,271.72</u>
				<u>SUMMARY TOTAL PORTFOLIO</u>								
				TOTAL COUNTY FUNDS						42,714,660.29	40.7739%	42,714,660.29
				TOTAL HOSPITAL FUNDS						52,043,847.58	49.6792%	52,043,847.58
<u>BANK BALANCE</u>				<u>TOTAL NAVIGATION DISTRICT FUNDS</u>						<u>10,001,271.72</u>	<u>9.5469%</u>	<u>10,001,271.72</u>
										<u>104,759,779.59</u>	<u>100.00%</u>	<u>104,759,779.59</u>
				CASH ON HAND - ALL FUNDS						86,594,980.13	82.66%	86,594,980.13
				PLEGDED SECURITIES - ALL FUNDS								
				CERTIFICATES OF DEPOSIT						12,904,000.00	12.32%	12,904,000.00
				MONEY MKT MUTUAL FUNDS						0.00	0.00%	0.00
				L.O.G.I.C. POOL						5,260,799.46	5.02%	5,260,799.46
				<u>GOVERNMENT SECURITIES</u>						<u>0.00</u>	<u>0.00%</u>	<u>0.00</u>
				<u>TOTAL INVESTMENTS</u>						<u>18,164,799.46</u>	<u>17.34%</u>	<u>18,164,799.46</u>
				<u>TOTAL PORTFOLIO INCLUDING CASH</u>						<u>104,759,779.59</u>	<u>100.00%</u>	<u>104,759,779.59</u>

CASH & INVESTMENTS BY FUND

AS OF: MARCH 31ST, 2020

FUND	ACCT. NO.	ACCOUNT NAME	CASH	INVESTMENTS
POOLED CASH - APCA				

001	101-2000	POOLED CASH	23,889,577.05	
001	101-2005	POOLED CASH-PAYROLL	0.00	
TOTAL 001-POOLED CASH - APCA			23,889,577.05	0.00

GENERAL FUND				

100	101-2000	CLAIM ON CASH-GENERAL FUND	13,728,574.67	
100	101-3000	VC CREDIT CARD CLEARING ACCT	56,708.40	
100	151-1003	CERTIFICATE OF DEPOSIT		12,904,000.00
100	151-1005	LOCAL GOVT. INVEST. COOP.		5,260,799.46
TOTAL 100-GENERAL FUND			13,785,283.07	18,164,799.46

EMERGENCY MGMT				

108	101-2000	CLAIM ON CASH-EMER MGMT	(184,413.77)	
TOTAL 108-EMERGENCY MGMT			(184,413.77)	0.00

LEPC FUND				

109	101-2000	CLAIM ON CASH-LEPC	13,379.06	
TOTAL 109-LEPC FUND			13,379.06	0.00

J. P. SPECIAL FUND				

110	101-2000	CLAIM ON CASH-J.P. SPECIAL FD	258.36	
TOTAL 110-J.P. SPECIAL FUND			258.36	0.00

COUNTY JURY FUND				

118	101-2000	CLAIM ON CASH-COUNTY JURY FUND	82.80	
TOTAL 118-COUNTY JURY FUND			82.80	0.00

CASH & INVESTMENTS BY FUND

AS OF: MARCH 31ST, 2020 MARCH 31ST, 2020

FUND	ACCT. NO.	ACCOUNT NAME	CASH	INVESTMENTS
CO CLERK ARCHIVE FEE FD				
=====				
119	101-2000	CLAIM ON CASH-CO CLK ARCHIVE	233,657.20	
			-----	-----
		TOTAL 119-CO CLERK ARCHIVE FEE FD	233,657.20	0.00
			-----	-----
RECORDS MANAGEMENT FUND				
=====				
120	101-2000	CLAIM ON CASH-RECORD MGMT	80,996.99	
			-----	-----
		TOTAL 120-RECORDS MANAGEMENT FUND	80,996.99	0.00
			-----	-----
COURTHOUSE SECURITY FUND				
=====				
121	101-2000	CLAIM ON CASH-CRTHSE SECURITY	93,476.38	
			-----	-----
		TOTAL 121-COURTHOUSE SECURITY FUND	93,476.38	0.00
			-----	-----
JUSTICE CT BLDG SECURITY				
=====				
122	101-2000	CLAIM ON CASH-JP CRT BLD SECUR	39,602.50	
			-----	-----
		TOTAL 122-JUSTICE CT BLDG SECURITY	39,602.50	0.00
			-----	-----
DIST. CLERK RECORDS MGMT				
=====				
123	101-2000	CLAIM ON CASH-DIST CLK REC MGT	4,495.90	
			-----	-----
		TOTAL 123-DIST. CLERK RECORD MGMT	4,495.90	0.00
			-----	-----
CO CLERK OF THE COURT				
=====				
124	101-2000	CLAIM ON CASH-CO CLERK OF COUR	1,986.46	
			-----	-----
		TOTAL 124-CO CLERK OF THE COURT	1,986.46	0.00
			-----	-----
DIST CLERK OF THE COURT				
=====				
125	101-2000	CLAIM ON CASH-DIST CLERK OF CRT	1.69	
			-----	-----
		TOTAL 125-DIST CLERK OF THE COURT	1.69	0.00
			-----	-----

CASH & INVESTMENTS BY FUND

AS OF: MARCH 31ST, 2020 MARCH 31ST, 2020

FUND	ACCT. NO.	ACCOUNT NAME	CASH	INVESTMENTS
COURT REPORTER SERVICE				
=====				
126	101-2000	CLAIM ON CASH-CRT REPORTER SRV	0.00	
			-----	-----
		TOTAL 126-COURT REPORTER SERVICE	0.00	0.00
			-----	-----
PATRIOT PARK DONATION FD				
=====				
140	101-2000	CLAIM ON CASH-PATRIOT PRK DON	3,001.56	
			-----	-----
		TOTAL 140-PATRIOT PARK DONATION FD	3,001.56	0.00
			-----	-----
SHERIFF'S SPECIAL FUND				
=====				
150	101-2000	CLAIM ON CASH-SHERIFFS SPECIAL	0.00	
150	101-3000	PROPERTY TAX SALE ACCOUNT	43,152.59	
			-----	-----
		TOTAL 150-SHERIFF'S SPECIAL FUND	43,152.59	0.00
			-----	-----
CONSTABLE'S SPECIAL FUND				
=====				
155	101-2000	CLAIM ON CASH-CONSTABLES SPEC	0.00	
			-----	-----
		TOTAL 155-CONSTABLE'S SPECIAL FUND	0.00	0.00
			-----	-----
CLERK'S SPECIAL FUND				
=====				
160	101-2000	CLAIM ON CASH-CLERKS SPECIAL	0.00	
			-----	-----
		TOTAL 160-CLERK'S SPECIAL FUND	0.00	0.00
			-----	-----
COVID19				
=====				
192	101-2000	CLAIM ON CASH-COVID19	(474.45)	
			-----	-----
		TOTAL 192-COVID19	(474.45)	0.00
			-----	-----
GULF/MEXICO ENERGY SEC				
=====				
195	101-2000	CLAIM ON CASH-GULF MEXICO ENGY	708,330.95	
			-----	-----
		TOTAL 195-GULF/MEXICO ENERGY SEC.	708,330.95	0.00
			-----	-----

CASH & INVESTMENTS BY FUND

AS OF: MARCH 31ST, 2020 MARCH 31ST, 2020

FUND	ACCT. NO.	ACCOUNT NAME	CASH	INVESTMENTS
FEMA HAZARD MIT FUND				

197	101-2000	CLAIM ON CASH-FEMA HAZARD MIT	0.00	
			-----	-----
TOTAL 197- FEMA HAZARD MIT. FD			0.00	0.00
			-----	-----
HURRICANE HARVEY DR#4332				

198	101-2000	CLAIM ON CASH-HURRICANE HARVEY	186,103.23	
198	101-3000	CLAIM ON CASH/GRANT FUND	0.00	
			-----	-----
TOTAL 198-HURRICANE HARVEY DR#4332			186,103.23	0.00
			-----	-----
TXDOT MCCOY RD RECONST				

199	101-2000	CLAIM ON CASH-TXDOT MCCOY RD	0.00	
			-----	-----
TOTAL 199-TXDOT MCCOY RD RECONST			0.00	0.00
			-----	-----
ROAD AND BRIDGE FUND/PCT				

201	101-2000	CLAIM ON CASH-R&B PCT #1	1,057,313.61	
			-----	-----
TOTAL 201-ROAD & BRIDGE FUND PCT 1			1,057,313.61	0.00
			-----	-----
ROAD AND BRIDGE FUND/PCT				

202	101-2000	CLAIM ON CASH-R&B PCT #2	1,284,854.34	
			-----	-----
TOTAL 202-ROAD & BRIDGE FUND PCT 2			1,284,854.34	0.00
			-----	-----
ROAD AND BRIDGE FUND/PCT				

203	101-2000	CLAIM ON CASH-R&B PCT #3	2,188,985.67	
			-----	-----
TOTAL 203-ROAD & BRIDGE FUND PCT 3			2,188,985.67	0.00
			-----	-----
ROAD AND BRIDGE FUND/PCT				

204	101-2000	CLAIM ON CASH-R&B PCT #4	1,207,533.09	
			-----	-----
TOTAL 204-ROAD & BRIDGE FUND PCT 4			1,207,533.09	0.00
			-----	-----

CASH & INVESTMENTS BY FUND

AS OF: MARCH 31ST, 2020 MARCH 31ST, 2020

FUND ACCT. NO.	ACCOUNT NAME	CASH	INVESTMENTS
CAPITAL CREDITS FUND			
=====			
215 101-2000	CLAIM ON CASH-CAPITAL CREDITS	178,418.31	
		-----	-----
TOTAL 215-CAPITAL CREDITS FUND		178,418.31	0.00
		-----	-----
JUVENILE RESTITUTION			
=====			
221 101-2000	CLAIM ON CASH-JUVEN.RESTITUT.	18.71	
		-----	-----
TOTAL 221-JUVENILE RESTITUTION		18.71	0.00
		-----	-----
JUVENILE PROBATION FUND			
=====			
231 101-2000	CLAIM ON CASH-JUVEN PROBAT.	(50,070.56)	
		-----	-----
TOTAL 231-JUVENILE PROBATION FD		(50,070.56)	0.00
		-----	-----
DRUG COURTS PROGRAMS			
=====			
240 101-2000	CLAIM ON CASH-DRUG CRT PROG	16,050.46	
		-----	-----
TOTAL 240-DRUG COURTS PROGRAM		16,050.46	0.00
		-----	-----
24TH JUDICIAL DIST PROB			
=====			
241 101-2000	CLAIM ON CASH-24 JUD DIST PROB	0.00	
		-----	-----
TOTAL 241-24TH JUDICIAL DIST. PROB		0.00	0.00
		-----	-----
COUNTY SPECIALTY COURT			
=====			
245 101-2000	CLAIM ON CASH-CNTY SPECIALTY	994.31	
		-----	-----
TOTAL 245-COUNTY SPECIALTY COURT		994.31	0.00
		-----	-----
LOCAL TRUANCY PREVENTION			
=====			
280 101-2000	CLAIM ON CASH-LOCAL TRUANCY	1,654.11	
		-----	-----
TOTAL 280-LOCAL TRUANCY PREVENTIONS		1,654.11	0.00
		-----	-----

CASH & INVESTMENTS BY FUND

AS OF: MARCH 31ST, 2020 MARCH 31ST, 2020

FUND	ACCT. NO.	ACCOUNT NAME	CASH	INVESTMENTS
JUSTICE TECHNOLOGY FUND				

281	101-2000	CLAIM ON CASH-JUSTICE TECH.	11,831.68	
			-----	-----
TOTAL 281-JUSTICE TECHNOLOGY FD.			11,831.68	0.00
			-----	-----
FAMILY PROTECTION FEE FD				

282	101-2000	CLAIM ON CASH-FAM PROTECT FEE	1,470.00	
			-----	-----
TOTAL 282-FAMILY PROTECTION FEE FD			1,470.00	0.00
			-----	-----
CO/DIST TECHNOLOGY FD				

283	101-2000	CLAIM ON CASH-CO/DIST TECHNOL	17,914.18	
			-----	-----
TOTAL 283-CO/DIST TECHNOLOGY FD			17,914.18	0.00
			-----	-----
CHILD ABUSE PREVENTION				

286	101-2000	CLAIM ON CASH-CHILD ABUSE PRV	0.00	
			-----	-----
TOTAL 286-CHILD ABUSE PREVENTION			0.00	0.00
			-----	-----
CDA PROCESSING FEE FUND				

300	101-2000	CLAIM ON CASH-CDA PROCESS FEE	19,577.17	
			-----	-----
TOTAL 300-CDA PROCESSING FEE FUND			19,577.17	0.00
			-----	-----
BOND FORFEITURE COMM				

301	101-2000	CLAIM ON CASH-BOND FORFEITURE	31,041.57	
			-----	-----
TOTAL 301-BOND FORFEITURE COMM			31,041.57	0.00
			-----	-----
CDA STATE JUDICIARY FUND				

302	101-2000	CLAIM ON CASH-CDA STATE JUD.	6,808.49	
			-----	-----
TOTAL 302-CDA STATE JUDICIARY FUND			6,808.49	0.00
			-----	-----

CASH & INVESTMENTS BY FUND

AS OF: MARCH 31ST, 2020

MARCH 31ST, 2020

FUND	ACCT. NO.	ACCOUNT NAME	CASH	INVESTMENTS
PRETRIAL INTERVENTION				

303	101-2000	CLAIM ON CASH-PRETRIAL INTERV	31,484.94	
			-----	-----
		TOTAL 303-PRETRIAL INTERVENTION	31,484.94	0.00
			-----	-----
CDA VICTIMS ASSISTANCE GR				

305	101-2000	CLAIM ON CASH-CDA VICTIMS ASST	(16,523.35)	
			-----	-----
		TOTAL 305-CDA VICTIMS ASSIST GRANT	(16,523.35)	0.00
			-----	-----
VICTIM COORD/LIASON GNT				

306	101-2000	CLAIM ON CASH-SO VICT COORD	(9,892.63)	
			-----	-----
		TOTAL 306-VICTIM COORD/LIASON GNT	(9,892.63)	0.00
			-----	-----
SCAAP PROGRAM				

307	101-2000	CLAIM ON CASH-SCAAP PROGRAM	8,682.00	
			-----	-----
		TOTAL 307-SCAAP PROGRAM	8,682.00	0.00
			-----	-----
TEXAS VINE GRANT				

308	101-2000	CLAIM ON CASH-TX VINE GRANT	0.00	
			-----	-----
		TOTAL 308-TEXAS VINE GRANT	0.00	0.00
			-----	-----
4/H ACTIVITY CENTER				

310	101-2000	CLAIM ON CASH-4/H ACTIVITY CNT	7,338.10	
			-----	-----
		TOTAL 310-4/H ACTIVITY CENTER	7,338.10	0.00
			-----	-----
AIRPORT FUND				

321	101-2000	CLAIM ON CASH-AIRPORT FUND	127,080.79	
321	101-3000	CASH IN BANK/AIRPORT DRAFTING	399,879.32	
321	151-1000	TREASURY BILLS		0.00
321	151-1001	TEXPOOL INVESTMENTS		0.00
321	151-1005	LOCAL GOVT. INVEST COOP		0.00
			-----	-----
		TOTAL 321-AIRPORT FUND	526,960.11	0.00
			-----	-----

CASH & INVESTMENTS BY FUND

AS OF: MARCH 31ST, 2020 MARCH 31ST, 2020

FUND	ACCT. NO.	ACCOUNT NAME	CASH	INVESTMENTS
AIRPORT GRANT FUND				
=====				
322	101-2000	CLAIM ON CASH-AIRPORT GRANT	(15,461.29)	
TOTAL 322-AIRPORT GRANT FUND			(15,461.29)	0.00

AIRPORT CAPITAL PROJECTS				
=====				
323	101-2000	CLAIM ON CASH-AIRP CAPITAL PRO	97,651.36	
TOTAL 323-AIRPORT CAPITAL PROJECTS			97,651.36	0.00

SPECIAL SERVICE FUND				
=====				
330	101-2000	CLAIM ON CASH-SPECIAL SERVICE	390,755.14	
TOTAL 330-SPECIAL SERVICE FUND			390,755.14	0.00

STONEGARDEN GRANT				
=====				
336	101-2000	CLAIM ON CASH-STONEGARDEN GNT	(156,810.42)	
TOTAL 336-STONEGARDEN 2010SST0-0008			(156,810.42)	0.00

JAG-LESS LETHAL FORCE				
=====				
337	101-2000	CLAIM ON CASH-JAG LESS LETHAL	0.00	
TOTAL 337-JAG-LESS LETHAL FORCE			0.00	0.00

CLICK IT OR TICKET				
=====				
338	101-2000	CLAIM ON CASH-GCRPC 9-1-1	72,587.38	
TOTAL 338-GCRPC - 9-1-1 ALLOCATION			72,587.38	0.00

BYRNE JAG PROGRAM				
=====				
339	101-2000	CLAIM ON CASH-BYRNE JAG PROG	(11,650.00)	
TOTAL 339- BYRNE JAG PROGRAM			(11,650.00)	0.00

CASH & INVESTMENTS BY FUND

AS OF: MARCH 31ST, 2020 MARCH 31ST, 2020

FUND	ACCT. NO.	ACCOUNT NAME	CASH	INVESTMENTS
HIGH INTENSITY DRUG TRAF				

340	101-2000	CLAIM ON CASH-HIGH INTENSITY	(23,947.52)	
			-----	-----
		TOTAL 340-HIGH INTENSITY DRUG TRAFF	(23,947.52)	0.00
			-----	-----
GCRPC SOLID WASTE GRANT				

341	101-2000	CLAIM ON CASH-GCRPC SOLID WAST	0.00	
			-----	-----
		TOTAL 341-GCRPC SOLID WASTE GRNT	0.00	0.00
			-----	-----
RIFLE REST BODY ARM GNT				

343	101-2000	CLAIM ON CASH-RIFLE RESIT BODY	0.00	
			-----	-----
		TOTAL 343-RIFLE RESIT BODY ARMOR GN	0.00	0.00
			-----	-----
FIREFIGHTERS GRANT				

344	101-2000	CLAIM ON CASH-FIREFIGHTERS GNT	0.00	
			-----	-----
		TOTAL 344-FIREFIGHTERS GRANT	0.00	0.00
			-----	-----
FERAL HOG GRANT				

345	101-2000	CLAIM ON CASH-FERAL HOG GRANT	0.00	
			-----	-----
		TOTAL 345-FERAL HOG GRANT	0.00	0.00
			-----	-----
TXCDBG WCID1 BLOOMINGTON				

346	101-2000	CLAIM ON CASH-WCID1 BLOOMING	(30,112.50)	
			-----	-----
		TOTAL 346-TXCDBG GNT-WCID1 BLOOM.	(30,112.50)	0.00
			-----	-----
STATE FEE ACCOUNT				

350	101-2000	CLAIM ON CASH-STATE FEE FD	220,612.09	
			-----	-----
		TOTAL 350-STATE FEE ACCOUNT	220,612.09	0.00
			-----	-----

CASH & INVESTMENTS BY FUND

AS OF: MARCH 31ST, 2020 MARCH 31ST, 2020

FUND	ACCT. NO.	ACCOUNT NAME	CASH	INVESTMENTS
MENTAL HLTH PEACE OFF FD				

356	101-2000	CLAIM ON CASH-MENTAL SO/GB	(75,263.95)	

		TOTAL 356-MENTAL HEALTH PEACE OFF	(75,263.95)	0.00

BISD SCHOOL RESOURCE OFF				

358	101-2000	CLAIM ON CASH-BISD SCHL RESOUR	(11,441.93)	

		TOTAL 358-BISD SCHOOL RESOURCE OFF	(11,441.93)	0.00

SHERIFF'S FORFEITURE FD				

360	101-2000	CLAIM ON CASH-SHERIFF FORFEIT	447,659.38	
360	151-1001	TEXPOOL INVESTMENTS		0.00
360	151-1005	LOCAL GOVT. INVEST. COOP.		0.00

		TOTAL 360-SHERIFF'S FORFEITURE FUND	447,659.38	0.00

SHERIFF'S DONATION FUND				

361	101-2000	CLAIM ON CASH-SHERIFF DONATION	260.17	

		TOTAL 361-SHERIFF'S DONATION FUND	260.17	0.00

SHER DOJ FEDERAL FORFEIT				

362	101-2000	CLAIM ON CASH-SO DOJ FED FORFE	298,423.82	

		TOTAL 362-SHERIFF DOJ FED. FORFEIT.	298,423.82	0.00

CDA CONTRABAND FORFEITURE				

370	101-2000	CLAIM ON CASH-CDA CONTRA FORF	783,899.09	
370	151-1005	LOCAL GOVT. INVEST. COOP.		0.00

		TOTAL 370-CDA CONTRABAND FORFEITURE	783,899.09	0.00

CDA DOJ EQUITABLE SHARE				

371	101-2000	CLAIM ON CASH-CDA DOJ EQUIT	1,101.37	

		TOTAL 371-CDA DOJ EQUITABLE SHARE	1,101.37	0.00

CASH & INVESTMENTS BY FUND

AS OF: MARCH 31ST, 2020 MARCH 31ST, 2020

FUND ACCT. NO.	ACCOUNT NAME	CASH	INVESTMENTS
SHERIFF DOT FEDERAL FORF			
=====			
372 101-2000	CLAIM ON CASH-SO DOT FED FORF.	272,009.38	
TOTAL 372-SHERIFF DOT FEDERAL FORF		272,009.38	0.00
		-----	-----
SHERIFF COMMISSARY FUND			
=====			
380 101-2000	CLAIM ON CASH-SHER. COMMISSARY	267,563.08	
TOTAL 380-SHERIFF COMMISSARY FUND		267,563.08	0.00
		-----	-----
JUVENILE COMMISSARY FUND			
=====			
390 101-2000	CLAIM ON CASH-JUV COMMISSARY	7,335.28	
TOTAL 390-JUVENILE COMMISSARY FUND		7,335.28	0.00
		-----	-----
NATIONAL SCHOOL LUNCH PRG			
=====			
392 101-2000	CLAIM ON CASH-NSLP	(24,600.86)	
TOTAL 392-NATIONAL SCHOOL LUNCH PRG		(24,600.86)	0.00
		-----	-----
VISD SRO REIMBURSEMENT			
=====			
395 101-2000	CLAIM ON CASH-VISD SRO REIMB	(494,051.74)	
TOTAL 395-VISD SRO REIMBURSEMENT		(494,051.74)	0.00
		-----	-----
HEALTH INSURANCE FUND			
=====			
410 101-2000	CLAIM ON CASH-HEALTH INSUR	(300,830.18)	
410 101-3000	CASH IN BANK/BOON CHAPMAN	305.63	
TOTAL 410-HEALTH INSURANCE FUND		(300,524.55)	0.00
		-----	-----
EMPLOYEE BENEFIT FUND			
=====			
420 101-2000	CLAIM ON CASH-EMPLOYEE BENEF	4,254.13	
TOTAL 420-EMPLOYEE BENEFIT FUND		4,254.13	0.00
		-----	-----

CASH & INVESTMENTS BY FUND

AS OF: MARCH 31ST, 2020 MARCH 31ST, 2020

FUND	ACCT. NO.	ACCOUNT NAME	CASH	INVESTMENTS
ELECTIONS ADM SPECIAL				
=====				
450	101-2000	CLAIM ON CASH-ELECT ADM SPEC	8,238.14	
			-----	-----
	TOTAL 450-ELECTIONS ADM SPECIAL		8,238.14	0.00
			-----	-----
ELECTIONS CHAPTER 19				
=====				
457	101-2000	CLAIM ON CASH-ELECT CHAPT 19	(304.23)	
			-----	-----
	TOTAL 457-ELECTIONS CHAPTER 19 FD		(304.23)	0.00
			-----	-----
TAX ASSESSOR SPECIAL				
=====				
499	101-3000	FVNB SPECIAL INVENTORY ACCT.	100,011.74	
			-----	-----
	TOTAL 499-TAX ASSESSOR SPECIAL		100,011.74	0.00
			-----	-----
HISTORICAL COMMISSION				
=====				
500	101-2000	CLAIM ON CASH-HISTORICAL COMM	19,898.94	
			-----	-----
	TOTAL 500-HISTORICAL COMMISSION		19,898.94	0.00
			-----	-----
CHILD WELFARE BOARD				
=====				
515	101-2000	CLAIM ON CASH-CHILD WELFARE BD	16,517.13	
			-----	-----
	TOTAL 515-CHILD WELFARE BOARD		16,517.13	0.00
			-----	-----
REBUILD TEXAS FUND				
=====				
550	101-2000	CLAIM ON CASH-REBUILD TX FUND	453,455.65	
			-----	-----
	TOTAL 550-REBUILD TEXAS FUND		453,455.65	0.00
			-----	-----
DEBT SERVICE				
=====				
700	101-2000	CLAIM ON CASH-DEBT SERVICE	792,434.90	
			-----	-----
	TOTAL 700-DEBT SERVICE		792,434.90	0.00
			-----	-----

CASH & INVESTMENTS BY FUND

AS OF: MARCH 31ST, 2020

MARCH 31ST, 2020

FUND ACCT. NO.	ACCOUNT NAME	CASH	INVESTMENTS
LAW LIBRARY FUND			
720 101-2000	CLAIM ON CASH-LAW LIBRARY FD	62,001.93	
TOTAL 720-LAW LIBRARY FUND		62,001.93	0.00
LTR GRP RENOVATN RETAIN			
771 101-2000	CLAIM ON CASH-LTR GRP RETAIN	0.00	
TOTAL 771-LTR GRP RENOVATN RETAIN		0.00	0.00
VICTORIA HEALTH DEPT			
800 101-2000	CLAIM ON CASH-HEALTH DEPT	(248,342.25)	
800 101-3000	CASH IN BANK/HLTH 340B DRAFT.	1,586.25	
TOTAL 800-VICTORIA HEALTH DEPT.		(246,756.00)	0.00
TX A&M UNIV HLTH SCIENCE			
801 101-2000	CLAIM ON CASH-TX A&M HLTH SCI	5,628.25	
TOTAL 801-TX A&M UNIV HLTH SCIENCE		5,628.25	0.00
MEDICAID ADM CLAIM FD			
802 101-2000	CLAIM ON CASH-MEDICAID ADM CLM	36,474.86	
TOTAL 802-MEDICAID ADM CLAIMS FD		36,474.86	0.00
TEXAS HOME VISITING GNT			
803 101-2000	CLAIM ON CASH-TX HOME VISITING	(66,887.26)	
TOTAL 803-TEXAS HOME VISITING GRANT		(66,887.26)	0.00
HOGG FOUNDATION GRANT			
804 101-2000	CLAIM ON CASH-HOGG FOUNDAT.	58,702.27	
TOTAL 804-HOGG FOUNDATION GNT		58,702.27	0.00

CASH & INVESTMENTS BY FUND

AS OF: MARCH 31ST, 2020 MARCH 31ST, 2020

FUND	ACCT. NO.	ACCOUNT NAME	CASH	INVESTMENTS
HURRICANE PUBLIC HLTH GNT				

805	101-2000	CLAIM ON CASH-HURRICANE PUBLIC	(85,657.54)	
			-----	-----
		TOTAL 805-HURRICANE PUBLIC HLTH GNT	(85,657.54)	0.00
			-----	-----
AMERICARES				

806	101-2000	CLAIM ON CASH-AMERICARES	0.08	
			-----	-----
		TOTAL 806-AMERICARES	0.08	0.00
			-----	-----
VICTORIA WIC PROGRAM				

810	101-2000	CLAIM ON CASH-WIC PROGRAM	(39,719.58)	
			-----	-----
		TOTAL 810-VICTORIA WIC PROGRAM	(39,719.58)	0.00
			-----	-----
NAVARRO PROJECT FUND				

845	101-2000	CLAIM ON CASH-NAVARRO LEASE	0.00	
845	101-3000	CASH/BK NY/INTEREST	0.00	
845	101-3001	CASH/BK NY/PRINCIPAL	0.00	
845	101-3002	CASH/BK NY/PROJECT	0.00	
845	101-3003	CASH/BK NY/RESERVE (2017)	0.00	
845	151-1001	MONEY MARKET MUTUAL FDS		0.00
845	151-1002	GOVERNMENT SECURITIES		0.00
845	151-1006	INVESTORS CASH TRUST		0.00
			-----	-----
		TOTAL 845-NAVARRO PROJECT FUND	0.00	0.00
			-----	-----
FLEXIBLE BENEFITS PLAN				

870	101-2000	CASH-FLEX BEN-DENTAL, LIFE, VSN	66,218.74	
870	101-3000	CASH IN BANK/PROSPERITY BANK	60,914.85	
			-----	-----
		TOTAL 870-FLEXIBLE BENEFITS PLAN	127,133.59	0.00
			-----	-----
LEOSE FUND				

880	101-2000	CLAIM ON CASH-LEOSE FUND	57,076.22	
			-----	-----
		TOTAL 880-LEOSE FUND	57,076.22	0.00
			-----	-----

CASH & INVESTMENTS BY FUND

AS OF: MARCH 31ST, 2020 MARCH 31ST, 2020

FUND	ACCT. NO.	ACCOUNT NAME	CASH	INVESTMENTS
TOTAL CASH AND INVESTMENTS			48,439,437.88	18,164,799.46
			*****	*****
*** END OF REPORT ***				
		Pooled Cash	(23,889,577.05)	18,164,799.46
			<u>24,549,860.83</u>	<u>18,164,799.46</u>

FUND	ACCT. NO.	ACCOUNT NAME	CASH	INVESTMENTS
VICTORIA COUNTY HOSPITAL				
820	101-1000	HOSPITAL FUND	31,832,242.69	
820	101-2004	CMC 125 PLAN	143,677.46	
820	101-2010	CMC BONDS 2019	9,990,207.89	
820	101-3000	CMC ACCTS PAYABLE	1,483.95	
820	101-4000	CMC PAYROLL	586.73	
820	101-4100	CMC MEDICAL PROFESS #214125768	100.02	
820	101-4105	CMC MEDICAL PROFESS #217301213	5,936,298.89	
820	101-4200	CMC WEIGHT MANAGEMENT CNTR	467,407.42	
820	101-4300	CMC HOME HEALTH AGENCY	3,095,274.46	
820	101-5001	ARBORETUM NURSE /REHAB/WINNIE	0.00	
820	101-5002	MATAGORDA NURSING & REHAB	51,172.05	
820	101-5003	TWIN PINES NURSING & REHAB	69,823.58	
820	101-5004	SHADY OAKS NURSING & REHAB	230.42	
820	101-5005	AMISTAD NURSING & REHAB	0.00	
820	101-5006	GANADO NURSING & REHAB	14,552.67	
820	101-5007	CUERO NURSING & REHAB	13,941.26	
820	101-5008	STEVENS NURSE & REHAB/HALLETTS	0.00	
820	101-5009	PORT LAVACA NURSING & REHAB	0.00	
820	101-5010	SOUTHBROOKE NURSING & REHAB	0.00	
820	101-5011	WHARTON NURSING & REHAB	0.00	
820	101-5012	YOAKUM NURSING & REHAB	0.00	
820	101-5100	CUERO NURSING & REHAB-HUD	72,474.33	
820	101-5105	STEVENS NURSE & REHAB-HUD	59,997.62	
820	101-5110	PORT LAVACA NURSE & REHAB-HUD	98,991.48	
820	101-5115	SOUTHBROOKE NURSE&REHAB-HUD	74,118.96	
820	101-5120	WHARTON NURSING& REHAB-HUD	98,065.31	
820	101-5125	YOAKUM NURSING & REHAB-HUD	23,200.39	
820	101-5130	MATAGORDA NURSING & REHAB-HUD	0.00	
820	101-5135	TWIN PINES NURSING & REHAB-HUD	0.00	
820	151-1004	CERTIFICATES OF DEPOSIT		0.00
820	151-1005	LOCAL GOVT. INVEST. COOP.		0.00
TOTAL 820-VICTORIA COUNTY HOSPITAL			52,043,847.58	0.00
TOTAL CASH AND INVESTMENTS			52,043,847.58	0.00

*** END OF REPORT ***

CD INVESTMENTS GENERAL FUND

PERIOD ENDING 3/31/2020

ISSUER	CUSIP	BROKER	TERM	% EARN	BOOK VALUE	SETTLE	MATURE	MKT PRICE	MARKET VALUE
FIRST TECHNOLOGY FEDERAL CU MTN VIEW CA	33715LDQ0	MBS	24	3.05%	\$ 245,000.00	2/6/2019	2/8/2021	101.601	\$ 248,922.45
KESSLER FEDERAL CREDIT UNION	49254FAJ5	MBS	30	3.00%	\$ 245,000.00	1/31/2019	7/30/2021	102.269	\$ 250,559.05
KERN SCHOOL FEDERAL CREDIT UNION	49228XAA8	MBS	36	2.80%	\$ 245,000.00	2/27/2019	2/28/2022	102.750	\$ 251,737.50
MORGAN STANLY PRIVATE BANK NATIONAL ASSN GOLDMAN SACHS	61760AWX3 38148P4N4	MBS	36	2.75%	\$ 245,000.00	3/7/2019	3/7/2022	102.690	\$ 251,590.50
MEDALLION BANK SALT LAKE CITY UT	58404DDP3	MBS	36	2.90%	\$ 245,000.00	1/30/2019	1/31/2022	102.835	\$ 251,945.75
AMERICAS CREDIT UNION DUPONT WA	03065AAG8	MBS	36	2.70%	\$ 245,000.00	3/22/2019	3/22/2022	102.638	\$ 251,463.10
UNIV OF IOWA CMNTY CREDIT UNION N LIBERTY IA	91435LAY3	MBS	24	2.70%	\$ 245,000.00	3/29/2019	3/29/2021	101.439	\$ 248,525.55
JEFFERSON FINANCIAL CREDIT UNION METAIRIE LA	474067AR6	MBS	36	2.50%	\$ 245,000.00	5/15/2019	5/14/2021	101.379	\$ 248,378.55
SIGNAT BANK ARKANSAS FAYETTEVILLE	82669LJC8	MBS	36	2.65%	\$ 209,000.00	5/15/2019	5/16/2022	100.210	\$ 209,438.90
BANK OF NEW ENGLAND SALEM NH	06426KBB3	MBS	36	2.50%	\$ 245,000.00	5/17/2019	5/17/2022	102.282	\$ 250,590.90
TIAA FSB JACKSONVILLE FL	87270LCE1	MBS	36	2.45%	\$ 245,000.00	5/23/2019	5/23/2022	102.296	\$ 250,625.20
CAPITAL ONE BANK USA NATL ASSN GLEN ALLEN CA	14042TAN7	MBS	36	2.50%	\$ 245,000.00	5/17/2019	5/17/2022	102.379	\$ 250,828.55
UBS BANK USA SALT LAKE CITY UT	90348BJLQ1	MBS	35	2.45%	\$ 200,000.00	6/10/2019	5/23/2022	102.288	\$ 204,576.00
EAVANSVILLE TEACHERS FEDERAL CREDIT UNION IN	299547AN9	MBS	24	2.45%	\$ 245,000.00	6/10/2019	6/7/2021	101.390	\$ 248,405.50
BMO HARRIS BANK NATL ASSN CHICAGO IL	299547AN9	MBS	12	2.40%	\$ 245,000.00	6/12/2019	6/12/2020	100.285	\$ 245,698.25
STEARNS BANK NA ST. CLOUD MN	05581WV93	MBS	13	2.40%	\$ 245,000.00	6/13/2019	7/13/2020	100.400	\$ 245,980.00
VERUS BANK COMMERCE FT COLLINS CO	857894A90	MBS	14	2.20%	\$ 245,000.00	6/24/2019	8/24/2020	100.467	\$ 246,144.15
MEADOWS BANK LAS VEGAS NV	92535LCG7	MBS	24	2.20%	\$ 245,000.00	6/28/2019	6/28/2021	101.142	\$ 247,797.90
BAR HARBOR BK&TR ME	58321JCD8	MBS	18	2.25%	\$ 245,000.00	6/28/2019	12/28/2020	100.851	\$ 247,084.95
LUANA SAVINGS BANK IOWA	066851WU6	MBS	24	2.05%	\$ 245,000.00	6/28/2019	6/28/2021	100.957	\$ 247,344.65
BALBOA THRIFT & LOAN ASSN CHULA VISTA CA	549104GV3	MBS	36	2.20%	\$ 245,000.00	6/21/2019	6/21/2022	101.809	\$ 249,432.05
UNITED BANKERS BANK BLOOMINGTON MN	05765LAX5	MBS	36	2.00%	\$ 245,000.00	7/19/2019	7/18/2022	101.404	\$ 248,439.80
1ST SOURCE BANK SOUTH BEND IN	909557JE1	MBS	30	2.00%	\$ 245,000.00	7/24/2019	1/24/2022	101.198	\$ 247,935.10
BARCLAYS BANK DEL RETAIL	33646CLH5	MBS	35	2.00%	\$ 245,000.00	7/11/2019	6/13/2022	101.365	\$ 248,344.25
HANMI BANK LOS ANGELES CA	06740KNF0	MBS	24	2.00%	\$ 245,000.00	7/19/2019	7/17/2021	100.928	\$ 247,273.60
CONGRESSIONAL BANK POTPMAC MD	410493ELO	MBS	36	2.00%	\$ 245,000.00	7/19/2019	7/19/2022	101.404	\$ 248,439.80
FIRST NATL BANK PARAGOULD ARK	20726ABB3	MBS	28	2.00%	\$ 245,000.00	7/24/2019	11/24/2021	101.121	\$ 247,746.45
THREE RIVERS CREDIT UNION FT WAYNE IN	32114LBN8	MBS	36	2.00%	\$ 245,000.00	7/26/2019	7/26/2022	101.411	\$ 248,456.95
CIT BANK NAT ASSN PASADENA CA	88563LAH0	MBS	24	2.10%	\$ 245,000.00	8/1/2019	8/2/2021	101.083	\$ 247,653.35
RAYMOND JAMES BANK NATL ASSN	12556LBB1	MBS	36	1.95%	\$ 245,000.00	8/23/2019	8/23/2022	101.319	\$ 248,231.55
STERLING BANK POPLAR BLUFF MO	75472RAC5	MBS	36	1.90%	\$ 245,000.00	8/23/2019	8/23/2022	101.201	\$ 247,942.45
FIRST FARMERS BK&TR CONVERSE IN	85916VDL6	MBS	37	1.75%	\$ 245,000.00	9/6/2019	10/6/2022	100.861	\$ 247,109.45
	320165JL8	MBS	24	1.65%	\$ 245,000.00	9/6/2019	9/3/2021	100.505	\$ 246,237.25

4/23/2020CD INVESTMENTS COURT

CD INVESTMENTS GENERAL FUND

PERIOD ENDING 3/31/2020

ISSUER	CUSIP	BROKER	TERM	% EARN	BOOK VALUE	SETTLE	MATURE	MKT PRICE	MARKET VALUE
COMMUNITY FIST BANK KOKOMO IN	20368TCN8	MBS	24	1.65%	\$ 245,000.00	9/12/2019	9/13/2021	100.510	\$ 246,249.50
FIRST NATL BANK AMER EAST LANSING MI	32110YNA9	MBS	24	1.60%	\$ 245,000.00	9/17/2019	9/17/2021	100.440	\$ 246,078.00
FIRST NATL BANK SYRACUSE JOHNSON KS	334342CG5	MBS	26	1.65%	\$ 245,000.00	9/18/2019	11/18/2021	100.339	\$ 245,830.55
MAPLE BANK CHAMPLIN MN	565109BP9	MBS	30	1.70%	\$ 245,000.00	10/11/2019	4/11/2022	100.695	\$ 246,702.75
ENCORE BANK LITTLE ROCK AR	29260MAP0	MBS	30	1.70%	\$ 245,000.00	10/23/2019	4/25/2022	100.700	\$ 246,715.00
WELL FARGO NATL BANK WEST LAS VEGAS NV	949495AT2	MBS	36	1.90%	\$ 245,000.00	1/29/2020	1/30/2023	101.294	\$ 248,170.30
BANK OZK LITTLE ROCK AR	06417NQZ9	MBS	14	1.70%	\$ 245,000.00	1/31/2020	5/3/2021	100.478	\$ 246,171.10
SOMERSET TRUST CO PA	835104BW9	MBS	18	1.65%	\$ 245,000.00	1/30/2020	7/30/2021	100.484	\$ 246,185.80
SYNOVUS BANK COLUMBUS GA	87164DQB9	MBS	18	1.65%	\$ 245,000.00	1/30/2020	7/30/2021	100.484	\$ 246,185.80
NEXTIER BANK N A KITTANNING PA	65344AAB1	MBS	24	1.60%	\$ 245,000.00	2/21/2020	2/22/2022	100.486	\$ 246,190.70
EAGLE BANK BETHESDA MD	27002YEU6	MBS	30	1.60%	\$ 245,000.00	2/12/2020	8/12/2022	100.496	\$ 246,215.20
ALMA BANK ASTORIA NY	020080BR7	MBS	36	1.60%	\$ 245,000.00	2/7/2020	2/7/2023	100.459	\$ 246,124.55
MORGAN STANLY PRIVATE BANK	61760A6Q7	MBS	36	1.85%	\$ 245,000.00	1/30/2020	1/30/2023	101.153	\$ 247,824.85
LIVE OAK BANKING CO	538036JZ8	MBS	36	1.55%	\$ 245,000.00	3/6/2020	3/6/2023	100.307	\$ 245,752.15
AXOS BANK	05465DAG3	MBS	36	1.60%	\$ 245,000.00	3/26/2020	3/27/2023	100.442	\$ 246,082.90
JEFFESON BK&TR CO ST. LOUIS MO	472376AC6	MBS	30	1.75%	\$ 245,000.00	11/9/2017	5/12/2020	100.093	\$ 245,227.85
DISCOVER BANK GREENWOOD DE	254673GD2	MBS	36	2.00%	\$ 245,000.00	11/8/2017	11/9/2020	100.560	\$ 246,372.00
WELLS FARGO BANK NA SIOUX FALLS SD	949763LD6	MBS	36	2.00%	\$ 245,000.00	11/8/2017	11/9/2020	100.562	\$ 246,376.90
ALLY BANK	02006L6M0	FTN	36	2.00%	\$ 245,000.00	11/9/2017	11/9/2020	100.294	\$ 245,720.30
BMW BANK NA	05580ALB8	FTN	36	2.00%	\$ 245,000.00	11/10/2017	11/10/2020	100.294	\$ 245,720.30
				2.10%	12,904,000.00			101.108057	\$ 13,046,775.95

4/23/2020CD INVESTMENTS COURT

INTEREST EARNED STATEMENT
MARCH 2020

FUND	FUND NAME	2017	2018	2019	2020 YR TO DATE	CURRENT MONTH
100	GENERAL FUND	241,299.13	466,648.37	587,193.96	170,628.45	60,656.39
200	ROAD & BRIDGE FUND	45,426.58	75,845.46	107,701.21	21,342.56	7,900.36
700	DEBT SERVICE	5,097.08	10,491.55	16,599.52	3,887.12	1,062.41
770	CAPITAL PROJECTS	471.42	0.00	0.00	0.00	0.00
	Sub-Total Budgeted Funds	292,294.21	552,985.38	711,494.69	195,858.13	69,619.16
119	CLERK'S ARCHIVE	2307.04	5,551.35	4809.15	867.91	309.45
150	TAX SALES	0.00	552.17	552.17	110.59	33.34
240	DRUG COURTS PROGRAM	173.24	256.25	364.14	65.47	21.53
300	CDA PROCESSING FEE	59.85	168.15	113.51	30.25	24.34
310	4-H ACTIVITY CENTER	116.80	120.37	162.21	28.79	9.87
320	AIRPORT DRAFTING	0.00	351.11	351.11	1,788.51	729.63
321	AIRPORT	1122.56	2,244.67	4517.73	0.00	0.00
330	SPECIAL SERVICE	7514.85	9,596.57	9179.04	1,338.42	522.15
338	GCRP 911	0.00	275.60	275.60	318.18	97.36
360	SHERIFF'S FORFEITURE	2052.00	7,251.10	9444.59	1,774.75	607.50
361	SHERIFF'S DONATION	5.80	8.47	6.08	1.00	0.35
362	SHERIFF'S DOJ	2997.98	4,965.25	6544.45	1,169.87	405.45
370	CDA CONTRABAND FORFEIT.	4715.79	10,490.95	14327.42	3,120.39	1,051.24
371	CDA DOJ EQUITABLE SHARE	9.53	17.69	23.69	4.25	1.48
372	SHERIFF DOT FED FORFEIT	1241.51	1,369.73	2241.60	1,048.93	364.79
380	SHERIFF COMMISSARY	2205.77	3,954.32	5771.00	1,013.02	359.81
390	JUVENILE COMMISSARY	59.50	112.82	155.19	28.31	9.85
410	HEALTH INSURANCE	1713.18	9,542.34	2826.58	305.63	133.49
450	ELECTION ADMINISTRATOR	133.05	255.79	603.90	106.32	37.38
499	TAX ASSESSOR SPECIAL	3661.65	8,572.46	12336.30	1,367.26	134.47
500	HISTORICAL COMMISSION	220.43	406.58	465.73	78.50	26.69
800	HEALTH DEPT DRAFTING	62.08	179.54	344.06	50.68	14.84
870	FLEXIBLE BENEFIT PLAN	294.02	817.46	1462.81	302.88	93.63
820	HOSPITAL	367951.98	522,103.44	660159.66	121,727.55	43,538.36
820	CMC 125 PLAN	1093.16	2,738.71	3,574.47	630.89	198.01
830	CMC ACCOUNTS PAYABLE	13044.15	19,037.56	21,179.25	4,244.32	1,603.95
840	CMC PAYROLL	3472.13	6,975.28	8,995.36	1,787.80	586.73
820	CMC MEDICAL PROFESSIONAL	59584.77	79,628.52	150,498.80	18,559.55	7,420.40
820	CMC HOME HEALTH	1525.34	15,579.84	45,408.24	11,648.42	4,086.11
820	CMC WEIGHT MGMT	1968.76	6,202.93	9,384.11	1,816.31	624.44
820	CMC NURSING HOMES	9234.03	25,035.19	31,354.07	5,424.90	1,694.87
950	NAVIGATION DISTRICT	33379.58	85,119.55	145,379.51	31,443.21	11,033.20
950	NAVIG CONSTRUCTION 2012A	0.89	1.98	0.23	0.00	0.00
950	NAVIG. CONSTRUCTION 2015	69060.52	126,550.67	78,476.12	4,485.08	1,454.91
950	NAVIG 2012A/B INT& SINKING	2899.92	6,909.40	9,613.21	2,295.75	915.31
950	NAVIG. INTEREST & SINKING	29.89	25.76	2.84	0.00	0.00
	TOTAL	886,205.96	1,515,954.95	1,952,398.62	414,841.82	147,764.09