






MINUTES OF COUNTY FINANCES  
TREASURER'S REPORT  
MONTHLY- MAY 2018

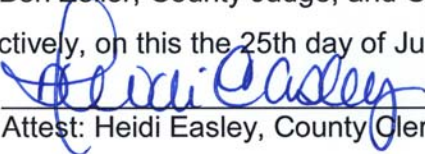
IN THE MATTER OF COUNTY FINANCES  
IN THE HANDS OF SEAN KENNEDY  
TREASURER OF VICTORIA COUNTY, TEXAS

COMMISSIONERS' COURT  
VICTORIA COUNTY, TEXAS  
IN SPECIAL SESSION  
REGULAR TERM JUNE  
2018

IN ACCORDANCE with Section 114.026, Local Government Code, we, the undersigned, constituting the entire Commissioners Court of said County, certify that on the 25th day of June 2018, at the Special Session of a Regular Term of Court, we compared and examined the monthly report of Sean Kennedy, Treasurer of Victoria County, Texas, for May 2018, and finding the same correct, entered an order in the Minutes approving said Report, which states total cash and other assets on hand as \$85,160,703.17



 _____ Danny Garcia, Commissioner Pct. 1	 _____ Ben Zeller, County Judge	 _____ Kevin M. Janak, Commissioner Pct. 2
 _____ Gary Burns, Commissioner Pct. 3	 _____ Clint C. Ives, Commissioner Pct. 4	

SWORN TO AND SUBSCRIBED BEFORE ME, by Ben Zeller, County Judge, and County Commissioners of said Victoria County, each respectively, on this the 25th day of June A.D., 2018.

  
\_\_\_\_\_  
Attest: Heidi Easley, County Clerk

FILED FOR RECORD THIS 25 DAY OF JUNE A.D. 2018, and recorded on the 25 day of June, A.D. 2018.



  
\_\_\_\_\_  
Heidi Easley, County Clerk and  
Ex-Officio Clerk of the Commissioners  
Court in and for Victoria County, Texas.  
By   
\_\_\_\_\_  
Deputy



**MONTHLY REPORT OF**

SEAN KENNEDY, COUNTY TREASURER

VICTORIA COUNTY, TEXAS

**FOR THE MONTH OF MAY 2018**

This report is presented for the approval of the Commissioners' Court, in accordance with Vernon's Texas Codes Annotated, Local Government Code, Section 83.002 (a) (3), and Title 10, Chapter 2256, Government Code (Public Funds Investment Act), and is true and correct to the best of my knowledge and belief, according to the records of this office.

  
SEAN KENNEDY  
COUNTY TREASURER

VICTORIA COUNTY  
INVESTMENTS ON HAND  
MAY 31, 2018

FUND	INV. NO.	PURCH DATE	PAR AMOUNT	DESCRIPTION	MAT DATE	CALL DATE	NET YIELD	PURCH PRICE	INDIV FND AMOUNT	TOTAL INVESTMENT	MARKET PRICE	MARKET VALUE
<b>VICTORIA COUNTY</b>												
		10/19/2017	5,000,000	L.O.G.I.C. POOL			2.027%			5,050,080.75		5,050,080.75
		11/8-29/17	4,410,000	CERTIFICATE OF DEPOSIT			1.692%			4,410,000.00		4,410,000.00
				CASH ON HAND-COUNTY FUNDS			1.700%			28,551,303.35		28,551,303.35
				TOTAL COUNTY FUNDS						38,011,384.10		38,011,384.10
<b>CITIZENS MEDICAL CENTER</b>												
				L.O.G.I.C. POOL			1.920%			0.00		0.00
				CERTIFICATE OF DEPOSIT			0.000%			0.00		0.00
				CMC NURSING HOMES			1.700%			964,071.26		964,071.26
				CASH ON HAND-CITIZENS MEDICAL CENTER			1.700%			34,378,672.51		34,378,672.51
				TOTAL HOSPITAL FUNDS						35,342,743.77		35,342,743.77
<b>NAVIGATION DISTRICT</b>												
				CASH ON HAND 2015 CONSTRUCTION			1.700%			7,031,583.04		7,031,583.04
				CASH ON HAND 2015 INTEREST & SINKING PROMOTION AND DEVELOPMENT FUND			1.700%			12,157.04		12,157.04
				CASH ON HAND-2012A CONSTRUCTION			1.700%			174,591.50		174,591.50
				CASH ON HAND-2012A/B INTEREST/SINKING			1.700%			112.22		112.22
				CASH ON HAND-NAVIGATION DISTRICT			1.700%			16,098.88		16,098.88
				TOTAL NAVIGATION DIST FUNDS						4,572,032.62		4,572,032.62
										11,806,575.30		11,806,575.30
<b>BANK BALANCE</b>												
<b>SUMMARY TOTAL PORTFOLIO</b>												
										38,011,384.10	44.6349%	38,011,384.10
										35,342,743.77	41.5012%	35,342,743.77
										11,806,575.30	13.8639%	11,806,575.30
										85,160,703.17	100.00%	85,160,703.17
<b>BANK BALANCE</b>												
										75,700,622.42	88.89%	75,700,622.42
										128,043,328.55		123,223,911.96
<b>CASH ON HAND - ALL FUNDS</b>												
<b>PLEGDED SECURITIES - ALL FUNDS</b>												
										4,410,000.00	5.18%	4,410,000.00
										0.00	0.00%	0.00
										5,050,080.75	5.93%	5,050,080.75
										0.00	0.00%	0.00
										9,460,080.75	11.11%	9,460,080.75
										85,160,703.17	100.00%	85,160,703.17

964,071.26  
34,378,672.51  
35,342,743.77

FUND ACCT. NO.	ACCOUNT NAME	CASH	INVESTMENTS
POOLED CASH - APCA			
*****			
001 101-2000	POOLED CASH	28,054,812.25	
001 101-2005	POOLED CASH-PAYROLL	0.00	
TOTAL 001-POOLED CASH - APCA		28,054,812.25	0.00
*****			
GENERAL FUND			
*****			
100 101-2000	CLAIM ON CASH-GENERAL FUND	19,791,439.63	
100 101-3000	VC CREDIT CARD CLEARING ACCT	20,609.00	
100 151-1003	CERTIFICATE OF DEPOSIT		4,410,000.00
100 151-1005	LOCAL GOVT. INVEST. COOP.		5,050,080.75
TOTAL 100-GENERAL FUND		19,812,048.63	9,460,080.75
*****			
EMERGENCY MGMT			
*****			
108 101-2000	CLAIM ON CASH-EMER MGMT	( 184,449.70)	
TOTAL 108-EMERGENCY MGMT		( 184,449.70)	0.00
*****			
LEPC FUND			
*****			
109 101-2000	CLAIM ON CASH-LEPC	9,325.60	
TOTAL 109-LEPC FUND		9,325.60	0.00
*****			
J. P. SPECIAL FUND			
*****			
110 101-2000	CLAIM ON CASH-J.P. SPECIAL FD	278.36	
TOTAL 110-J.P. SPECIAL FUND		278.36	0.00
*****			
CO CLERK ARCHIVE FEE FD			
*****			
119 101-2000	CLAIM ON CASH-CO CLK ARCHIVE	324,652.33	
TOTAL 119-CO CLERK ARCHIVE FEE FD		324,652.33	0.00
*****			

FUND	ACCT. NO.	ACCOUNT NAME	CASH	INVESTMENTS
RECORDS MANAGEMENT FUND				
=====				
120	101-2000	CLAIM ON CASH-RECORD MGMT	50,786.13	
			-----	-----
		TOTAL 120-RECORDS MANAGEMENT FUND	50,786.13	0.00
			-----	-----
COURTHOUSE SECURITY FUND				
=====				
121	101-2000	CLAIM ON CASH-CRTHSE SECURITY	59,039.07	
			-----	-----
		TOTAL 121-COURTHOUSE SECURITY FUND	59,039.07	0.00
			-----	-----
JUSTICE CT BLDG SECURITY				
=====				
122	101-2000	CLAIM ON CASH-JP CRT BLD SECUR	37,848.57	
			-----	-----
		TOTAL 122-JUSTICE CT BLDG SECURITY	37,848.57	0.00
			-----	-----
DIST. CLERK RECORDS MGMT				
=====				
123	101-2000	CLAIM ON CASH-DIST CLK REC MGT	6,446.70	
			-----	-----
		TOTAL 123-DIST. CLERK RECORD MGMT	6,446.70	0.00
			-----	-----
PATRIOT PARK DONATION FD				
=====				
140	101-2000	CLAIM ON CASH-PATRIOT PRK DON	1,360.00	
			-----	-----
		TOTAL 140-PATRIOT PARK DONATION FD	1,360.00	0.00
			-----	-----
SHERIFF'S SPECIAL FUND				
=====				
150	101-2000	CLAIM ON CASH-SHERIFFS SPECIAL	14,588.73	
			-----	-----
		TOTAL 150-SHERIFF'S SPECIAL FUND	14,588.73	0.00
			-----	-----
CLERK'S SPECIAL FUND				
=====				
160	101-2000	CLAIM ON CASH-CLERKS SPECIAL	85.00	
			-----	-----
		TOTAL 160-CLERK'S SPECIAL FUND	85.00	0.00
			-----	-----

FUND ACCT. NO.	ACCOUNT NAME	CASH	INVESTMENTS
BLOOMINGTON HMGP 1791316			
=====			
193	101-2000 CLAIM ON CASH-BLOOMINGTON HMGP	0.00	
TOTAL 193-BLOOMINGTON HMGP 1791-316		0.00	0.00
=====			
GULF/MEXICO ENERGY SEC			
=====			
195	101-2000 CLAIM ON CASH-GULF MEXICO ENGY	278,094.23	
TOTAL 195-GULF/MEXICO ENERGY SEC.		278,094.23	0.00
=====			
FEMA GRANT DR#4223			
=====			
196	101-2000 CLAIM ON CASH-FEMA DR#4223	0.00	
TOTAL 196-FEMA DR #4223		0.00	0.00
=====			
FEMA HAZARD MIT FUND			
=====			
197	101-2000 CLAIM ON CASH-FEMA HAZARD MIT	0.00	
TOTAL 197- FEMA HAZARD MIT. FD		0.00	0.00
=====			
HURRICANE HARVEY DR#4332			
=====			
.98	101-2000 CLAIM ON CASH-HURRICANE HARVEY	( 1,605,258.14)	
.98	101-3000 CLAIM ON CASH/GRANT FUND	0.00	
TOTAL 198-HURRICANE HARVEY DR#4332		( 1,605,258.14)	0.00
=====			
TXDOT MCCOY RD RECONST			
=====			
.99	101-2000 CLAIM ON CASH-TXDOT MCCOY RD	573,946.71	
TOTAL 199-TXDOT MCCOY RD RECONST		573,946.71	0.00
=====			
ROAD AND BRIDGE FUND/PCT			
=====			
201	101-2000 CLAIM ON CASH-R&B PCT #1	1,100,481.53	
TOTAL 201-ROAD & BRIDGE FUND PCT 1		1,100,481.53	0.00
=====			

FUND ACCT. NO.	ACCOUNT NAME	CASH	INVESTMENTS
<b>CO/DIST TECH IMPV GNT</b>			
=====			
285 101-2000	CLAIM ON CASH-CO/DIST TECH IMP	0.00	
TOTAL 285-CO/DIST TECH IMP #3111701		0.00	0.00
-----			
<b>CDA PROCESSING FEE FUND</b>			
=====			
300 101-2000	CLAIM ON CASH-CDA PROCESS FEE	10,056.65	
TOTAL 300-CDA PROCESSING FEE FUND		10,056.65	0.00
-----			
<b>BOND FORFEITURE COMM</b>			
=====			
301 101-2000	CLAIM ON CASH-BOND FORFEITURE	12,949.54	
TOTAL 301-BOND FORFEITURE COMM		12,949.54	0.00
-----			
<b>CDA STATE JUDICIARY FUND</b>			
=====			
302 101-2000	CLAIM ON CASH-CDA STATE JUD.	9,092.53	
TOTAL 302-CDA STATE JUDICIARY FUND		9,092.53	0.00
-----			
<b>CDA VICTIMS ASSISTANCE GR</b>			
=====			
305 101-2000	CLAIM ON CASH-CDA VICTIMS ASST	( 17,902.43)	
TOTAL 305-CDA VICTIMS ASSIST GRANT		( 17,902.43)	0.00
-----			
<b>VICTIM COORD/LIASON GNT</b>			
=====			
306 101-2000	CLAIM ON CASH-SO VICT COORD	( 8,067.92)	
TOTAL 306-VICTIM COORD/LIASON GNT		( 8,067.92)	0.00
-----			
<b>TEXAS VINE GRANT</b>			
=====			
308 101-2000	CLAIM ON CASH-TX VINE GRANT	0.00	
TOTAL 308-TEXAS VINE GRANT		0.00	0.00
-----			

FUND	ACCT. NO.	ACCOUNT NAME	CASH	INVESTMENTS
4/H ACTIVITY CENTER				
=====				
310	101-2000	CLAIM ON CASH-4/H ACTIVITY CNT	7,637.09	
TOTAL 310-4/H ACTIVITY CENTER			7,637.09	0.00
AIRPORT FUND				
=====				
321	101-2000	CLAIM ON CASH-AIRPORT FUND	( 119,651.96)	
321	101-3000	CASH IN BANK/AIRPORT DRAFTING	105,458.62	
321	151-1000	TREASURY BILLS		0.00
321	151-1001	TEXPOOL INVESTMENTS		0.00
321	151-1005	LOCAL GOVT. INVEST COOP		0.00
TOTAL 321-AIRPORT FUND			( 14,193.34)	0.00
AIRPORT GRANT FUND				
=====				
322	101-2000	CLAIM ON CASH-AIRPORT GRANT	( 59,811.07)	
TOTAL 322-AIRPORT GRANT FUND			( 59,811.07)	0.00
AIRPORT CAPITAL PROJECTS				
=====				
323	101-2000	CLAIM ON CASH-AIRP CAPITAL PRO	0.00	
TOTAL 323-AIRPORT CAPITAL PROJECTS			0.00	0.00
SPECIAL SERVICE FUND				
=====				
330	101-2000	CLAIM ON CASH-SPECIAL SERVICE	390,835.80	
TOTAL 330-SPECIAL SERVICE FUND			390,835.80	0.00
TXDOT LITTER CONTROL				
=====				
332	101-2000	CLAIM ON CASH-TXDOT LITTER CON	0.00	
TOTAL 332-TXDOT LITTER CONTROL			0.00	0.00



FUND	ACCT. NO.	ACCOUNT NAME	CASH	INVESTMENTS
BORDER SECUR 2010/2011				
=====				
335	101-2000	CLAIM ON CASH-BORD SEC 2010/11	0.00	
			-----	-----
		TOTAL 335-BORDER SECURITY 2010/2011	0.00	0.00
			-----	-----
STONEGARDEN GRANT				
=====				
336	101-2000	CLAIM ON CASH-STONEGARDEN GNT	( 81,240.33)	
			-----	-----
		TOTAL 336-STONEGARDEN 2010SST0-0008	( 81,240.33)	0.00
			-----	-----
BYRNE JAG PROGRAM				
=====				
339	101-2000	CLAIM ON CASH-BYRNE JAG PROG	0.00	
			-----	-----
		TOTAL 339- BYRNE JAG PROGRAM	0.00	0.00
			-----	-----
HIGH INTENSITY DRUG TRAF				
=====				
340	101-2000	CLAIM ON CASH-HIGH INTENSITY	( 8,316.62)	
			-----	-----
		TOTAL 340-HIGH INTENSITY DRUG TRAFF	( 8,316.62)	0.00
			-----	-----
RIFLE REST BODY ARM GNT				
=====				
343	101-2000	CLAIM ON CASH-RIFLE RESIT BODY	( 21,055.50)	
			-----	-----
		TOTAL 343-RIFLE RESIT BODY ARMOR GN	( 21,055.50)	0.00
			-----	-----
TXCDBG WCID1 BLOOMINGTON				
=====				
346	101-2000	CLAIM ON CASH-WCID1 BLOOMING	( 20,905.00)	
			-----	-----
		TOTAL 346-TXCDBG GNT-WCID1 BLOOM.	( 20,905.00)	0.00
			-----	-----
STATE FEE ACCOUNT				
=====				
350	101-2000	CLAIM ON CASH-STATE FEE FD	159,764.42	
			-----	-----
		TOTAL 350-STATE FEE ACCOUNT	159,764.42	0.00
			-----	-----

FUND ACCT. NO.	ACCOUNT NAME	CASH	INVESTMENTS
<b>MENTAL HLTH PEACE OFF FD</b>			
=====			
356 101-2000	CLAIM ON CASH-MENTAL SO/GB	( 6,142.03)	
TOTAL 356-MENTAL HEALTH PEACE OFF		( 6,142.03)	0.00
-----			
<b>BISD SCHOOL RESOURCE OFF</b>			
=====			
358 101-2000	CLAIM ON CASH-BISD SCHL RESOUR	( 5,101.41)	
TOTAL 358-BISD SCHOOL RESOURCE OFF		( 5,101.41)	0.00
-----			
<b>SHERIFF'S PORFEITURE FD</b>			
=====			
360 101-2000	CLAIM ON CASH-SHERIFF FORFEIT	648,834.34	
360 151-1001	TEXPOOL INVESTMENTS		0.00
360 151-1005	LOCAL GOVT. INVEST. COOP.		0.00
TOTAL 360-SHERIFF'S PORFEITURE FUND		648,834.34	0.00
-----			
<b>SHERIFF'S DONATION FUND</b>			
=====			
361 101-2000	CLAIM ON CASH-SHERIFF DONATION	509.52	
TOTAL 361-SHERIFF'S DONATION FUND		509.52	0.00
-----			
<b>SHER DOJ FEDERAL FORFEIT</b>			
=====			
362 101-2000	CLAIM ON CASH-SO DOJ FED FORFE	297,686.26	
TOTAL 362-SHERIFF DOJ FED. FORFEIT.		297,686.26	0.00
-----			
<b>CDA CONTRABAND FORFEITURE</b>			
=====			
370 101-2000	CLAIM ON CASH-CDA CONTRA FORF	707,320.74	
370 151-1005	LOCAL GOVT. INVEST. COOP.		0.00
TOTAL 370-CDA CONTRABAND FORFEITURE		707,320.74	0.00
-----			
<b>CDA DOJ EQUITABLE SHARE</b>			
=====			
371 101-2000	CLAIM ON CASH-CDA DOJ EQUIT	1,061.94	
TOTAL 371-CDA DOJ EQUITABLE SHARE		1,061.94	0.00
-----			

FUND	ACCT. NO.	ACCOUNT NAME	CASH	INVESTMENTS
SHERIFF DOT FEDERAL FORF				
=====				
372	101-2000	CLAIM ON CASH-SO DOT FED FORF.	83,044.43	
TOTAL 372-SHERIFF DOT FEDERAL FORF			83,044.43	0.00
SHERIFF COMMISSARY FUND				
=====				
380	101-2000	CLAIM ON CASH-SHER. COMMISSARY	229,616.60	
TOTAL 380-SHERIFF COMMISSARY FUND			229,616.60	0.00
JUVENILE COMMISSARY FUND				
=====				
390	101-2000	CLAIM ON CASH-JUV COMMISSARY	6,804.62	
TOTAL 390-JUVENILE COMMISSARY FUND			6,804.62	0.00
GOLIAD CO JUV PROB SERV				
=====				
394	101-2000	CLAIM ON CASH-GOLIAD CO JUV PR	0.00	
TOTAL 394-GOLIAD CO JUV PROB SERV			0.00	0.00
VISD SRO REIMBURSEMENT				
=====				
395	101-2000	CLAIM ON CASH-VISD SRO REIMB	( 45,867.98)	
TOTAL 395-VISD SRO REIMBURSEMENT			( 45,867.98)	0.00
HEALTH INSURANCE FUND				
=====				
410	101-2000	CLAIM ON CASH-HEALTH INSUR	825,253.16	
410	101-3000	CASH IN BANK/BOON CHAPMAN	480.47	
TOTAL 410-HEALTH INSURANCE FUND			825,733.63	0.00
EMPLOYEE BENEFIT FUND				
=====				
420	101-2000	CLAIM ON CASH-EMPLOYEE BENEF	6,594.29	
TOTAL 420-EMPLOYEE BENEFIT FUND			6,594.29	0.00

FUND	ACCT. NO.	ACCOUNT NAME	CASH	INVESTMENTS
ELECTIONS ADM SPECIAL				
=====				
450	101-2000	CLAIM ON CASH-ELECT ADM SPEC	25,232.81	
			-----	-----
	TOTAL 450-ELECTIONS ADM SPECIAL		25,232.81	0.00
			-----	-----
ELECTIONS CHAPTER 19				
=====				
457	101-2000	CLAIM ON CASH-ELECT CHAPT 19	0.00	
			-----	-----
	TOTAL 457-ELECTIONS CHAPTER 19 FD		0.00	0.00
			-----	-----
TAX ASSESSOR SPECIAL				
=====				
499	101-3000	FVNB SPECIAL INVENTORY ACCT.	328,607.38	
			-----	-----
	TOTAL 499-TAX ASSESSOR SPECIAL		328,607.38	0.00
			-----	-----
HISTORICAL COMMISSION				
=====				
500	101-2000	CLAIM ON CASH-HISTORICAL COMM	25,108.95	
			-----	-----
	TOTAL 500-HISTORICAL COMMISSION		25,108.95	0.00
			-----	-----
CHILD WELFARE BOARD				
=====				
515	101-2000	CLAIM ON CASH-CHILD WELFARE BD	42,645.18	
			-----	-----
	TOTAL 515-CHILD WELFARE BOARD		42,645.18	0.00
			-----	-----
DEBT SERVICE				
=====				
700	101-2000	CLAIM ON CASH-DEBT SERVICE	633,148.75	
			-----	-----
	TOTAL 700-DEBT SERVICE		633,148.75	0.00
			-----	-----
LAW LIBRARY FUND				
=====				
720	101-2000	CLAIM ON CASH-LAW LIBRARY FD	66,071.51	
			-----	-----
	TOTAL 720-LAW LIBRARY FUND		66,071.51	0.00
			-----	-----

FUND ACCT. NO.	ACCOUNT NAME	CASH	INVESTMENTS
CAPITAL PROJECTS FUND			
=====			
770 101-2000	CLAIM ON CASH-CAPITAL PROJECTS	0.00	
TOTAL 770-CAPITAL PROJECTS FUND		0.00	0.00
-----			
VICTORIA HEALTH DEPT			
=====			
800 101-2000	CLAIM ON CASH-HEALTH DEPT	( 456,979.40)	
800 101-3000	CASH IN BANK/HLTH 340B DRAFT.	10,122.85	
TOTAL 800-VICTORIA HEALTH DEPT.		( 446,856.55)	0.00
-----			
TX A&M UNIV HLTH SCIENCE			
=====			
801 101-2000	CLAIM ON CASH-TX A&M HLTH SCI	0.00	
TOTAL 801-TX A&M UNIV HLTH SCIENCE		0.00	0.00
-----			
MEDICAID ADM CLAIM FD			
=====			
802 101-2000	CLAIM ON CASH-MEDICAID ADM CLM	1,053.72	
TOTAL 802-MEDICAID ADM CLAIMS FD		1,053.72	0.00
-----			
TEXAS HOME VISITING GNT			
=====			
803 101-2000	CLAIM ON CASH-TX HOME VISITING	( 58,255.18)	
TOTAL 803-TEXAS HOME VISITING GRANT		( 58,255.18)	0.00
-----			
VICTORIA WIC PROGRAM			
=====			
810 101-2000	CLAIM ON CASH-WIC PROGRAM	( 102,001.83)	
TOTAL 810-VICTORIA WIC PROGRAM		( 102,001.83)	0.00
-----			
NAVARRO PROJECT FUND			
=====			
845 101-2000	CLAIM ON CASH-NAVARRO LEASE	0.00	
845 101-3000	CASH/BK NY/INTEREST	0.00	
845 101-3001	CASH/BK NY/PRINCIPAL	0.00	
845 101-3002	CASH/BK NY/PROJECT	0.00	
845 101-3003	CASH/BK NY/RESERVE (2017)	0.00	
TOTAL 845-NAVARRO PROJECT FUND		0.00	0.00
-----			

FUND	ACCT. NO.	ACCOUNT NAME	CASH	INVESTMENTS
FLEXIBLE BENEFITS PLAN				
=====				
870	101-2000	CASH-FLEX BEN-DENTAL,LIFE,VSN	5,061.95	
870	101-3000	CASH IN BANK/PROSPERITY BANK	31,212.78	
TOTAL 870-FLEXIBLE BENEFITS PLAN			36,274.73	0.00
-----				
LEOSE FUND				
=====				
880	101-2000	CLAIM ON CASH-LEOSE FUND	58,335.46	
TOTAL 880-LEOSE FUND			58,335.46	0.00
-----				
TOTAL CASH AND INVESTMENTS			56,606,115.60	9,460,080.75
			=====	=====
*** END OF REPORT ***				
Pooled Cash			<u>(28,054,812.25)</u>	<u>9,460,080.75</u>
			28,551,303.35	9,460,080.75

FUND	ACCT. NO.	ACCOUNT NAME	CASH	INVESTMENTS
VICTORIA COUNTY HOSPITAL				
820	101-1000	HOSPITAL FUND	25,954,326.22	
820	101-2004	CMC 125 PLAN	136,914.71	
820	101-3000	CMC ACCTS PAYABLE	( 506,264.32)	
820	101-4000	CMC PAYROLL	524.08	
820	101-4100	CMC MEDICAL PROFESS #214125768	100.00	
820	101-4105	CMC MEDICAL PROFESS #217301213	7,717,040.47	
820	101-4200	CMC WEIGHT MANAGEMENT CNTR	341,769.22	
820	101-4300	CMC HOME HEALTH AGENCY	735,802.07	
820	101-5001	ARBORUM NURSE /REHAB/WINNIE	0.00	
820	101-5002	MATAGORDA NURSING & REHAB	43,228.51	
820	101-5003	TWIN PINES NURSING & REHAB	141,747.36	
820	101-5004	SHADY OAKS NURSING & REHAB	34,062.67	
820	101-5005	AMISTAD NURSING & REHAB	0.00	
820	101-5006	GANADO NURSING & REHAB	119,521.43	
820	101-5007	CUERO NURSING & REHAB	4,419.00	
820	101-5008	STEVENS NURSE & REHAB/HALLETTS	0.03	
820	101-5009	PORT LAVACA NURSING & REHAB	2,067.40	
820	101-5010	SOUTHBROOKE NURSING & REHAB	0.00	
820	101-5011	WHARTON NURSING & REHAB	0.00	
820	101-5012	YOAKUM NURSING & REHAB	1,175.75	
820	101-5100	CUERO NURSING & REHAB-HUD	117,773.87	
820	101-5105	STEVENS NURSE & REHAB-HUD	102,681.64	
820	101-5110	PORT LAVACA NURSE & REHAB-HUD	139,266.37	
820	101-5115	SOUTHBROOKE NURSE&REHAB-HUD	103,820.59	
820	101-5120	WHARTON NURSING& REHAB-HUD	85,830.26	
820	101-5125	YOAKUM NURSING & REHAB-HUD	66,936.44	
820	151-1004	CERTIFICATES OF DEPOSIT		0.00
820	151-1005	LOCAL GOVT. INVEST. COOP.		0.00
TOTAL 820-VICTORIA COUNTY HOSPITAL			35,342,743.77	0.00
TOTAL CASH AND INVESTMENTS			35,342,743.77	0.00

\*\*\* END OF REPORT \*\*\*

INTEREST EARNED STATEMENT  
MAY 2018

FUND	FUND NAME	2015	2016	2017	2018 YR TO DATE	CURRENT MONTH
100	GENERAL FUND	132,753.81	141,158.01	241,299.13	180,457.64	49,344.16
200	ROAD & BRIDGE FUND	22,985.61	25,906.60	45,426.58	33,915.99	7,608.47
700	DEBT SERVICE	2,888.49	2,957.82	5,097.08	4,206.58	877.19
770	CAPITAL PROJECTS	16716.80	8745.15	471.42	0.00	0.00
	<b>Sub-Total Budgeted Funds</b>	<b>175,344.71</b>	<b>178,767.58</b>	<b>292,294.21</b>	<b>218,580.21</b>	<b>57,829.82</b>
119	CLERK'S ARCHIVE	225.59	907.32	2307.04	1,796.38	450.53
240	DRUG COURTS PROGRAM	78.21	82.26	173.24	102.35	21.61
300	CDA PROCESSING FEE	67.69	71.58	59.85	76.93	14.52
310	4-H ACTIVITY CENTER	89.05	75.33	116.80	43.08	10.08
320	AIRPORT	0.00	0.00	0.00	0.00	0.00
321	AIRPORT	443.31	452.30	1122.56	1,035.79	256.50
330	SPECIAL SERVICE	1166.83	4351.37	7514.85	5,027.76	620.82
360	SHERIFF'S FORFEITURE	594.00	438.82	2052.00	2,149.70	864.82
361	SHERIFF'S DONATION	3.11	0.00	5.80	2.97	0.71
362	SHERIFF'S DOJ	0.00	0.00	2997.98	1,766.80	416.83
370	CDA CONTRABAND FORFEIT.	2236.01	1762.99	4715.79	3,574.80	990.44
371	CDA DOJ EQUITABLE SHARE	5.18	5.20	9.53	6.20	1.49
372	SHERIFF DOT FED FORFEIT	489.88	496.00	1241.51	484.64	116.28
380	SHERIFF COMMISSARY	679.59	994.68	2205.77	1,320.50	322.83
390	JUVENILE COMMISSARY	30.48	31.55	59.50	39.22	9.48
410	HEALTH INSURANCE	1631.10	1165.44	1713.18	3,161.82	1,191.89
450	ELECTION ADMINISTRATOR	50.48	25.19	133.05	124.22	37.42
499	TAX ASSESSOR SPECIAL	1331.38	1286.14	3661.65	1,429.57	426.88
500	HISTORICAL COMMISSION	94.69	101.10	220.43	147.92	35.30
800	HEALTH DEPT DRAFTING	0.00	0.00	62.08	60.77	14.51
870	FLEXIBLE BENEFIT PLAN	53.41	75.17	294.02	231.40	51.82
820	HOSPITAL	354089.26	232331.08	367951.98	191,822.53	43,138.27
820	CMC 125 PLAN	274.40	314.75	1,093.16	867.19	202.07
830	CMC ACCOUNTS PAYABLE	9980.45	8,506.89	13,044.15	7,027.65	1,588.03
840	CMC PAYROLL	2047.24	2,244.93	3,472.13	2,596.86	524.08
820	CMC MEDICAL PROFESSIONAL	12823.46	23,236.23	59,584.77	35,971.96	10,552.30
890	CMC FUNDED DEPRECIATION	0.00	0.00	0.00	0.00	0.00
820	CMC HOME HEALTH	0.00	0.00	1,525.34	3,770.65	1,052.13
820	CMC WEIGHT MGMT	0.00	0.00	1,968.76	1,925.30	483.39
820	CMC NURSING HOMES	4263.58	3,072.85	9,234.03	8,759.17	2,156.13
950	NAVIGATION DISTRICT	27397.88	16,176.19	33,379.58	28,561.18	6,868.83
950	NAVIG CONSTRUCTION 2012A	7.58	0.26	0.89	0.67	0.16
950	NAVIG. CONSTRUCTION 2015	6452.40	40,712.19	69,060.52	45,846.37	10,992.64
950	NAVIG 2012A/B INT& SINKING	500.96	1,042.11	2,899.92	3,757.88	1,108.64
950	NAVIG. INTEREST & SINKING	104.93	33.22	29.89	6.09	1.98
	<b>TOTAL</b>	<b>602,556.84</b>	<b>518,760.72</b>	<b>886,205.96</b>	<b>572,076.53</b>	<b>142,353.23</b>