



MINUTES OF COUNTY FINANCES  
TREASURER'S REPORT  
MONTHLY- NOVEMBER 2018



IN THE MATTER OF COUNTY FINANCES  
IN THE HANDS OF SEAN KENNEDY  
TREASURER OF VICTORIA COUNTY, TEXAS

COMMISSIONERS' COURT  
VICTORIA COUNTY, TEXAS  
IN SPECIAL SESSION  
REGULAR TERM  
DECEMBER 2018


IN ACCORDANCE with Section 114.026, Local Government Code, we, the undersigned, constituting the entire Commissioners Court of said County, certify that on the 17th day of December 2018, at the Special Session of a Regular Term of Court, we compared and examined the monthly report of Sean Kennedy, Treasurer of Victoria County, Texas, for November 2018, and finding the same correct, entered an order in the Minutes approving said Report, which states total cash and other assets on hand as \$73,031,989.01

  
Ben Zeller, County Judge


  
Danny Garcia, Commissioner Pct. 1  
  
Gary Burns, Commissioner Pct. 3

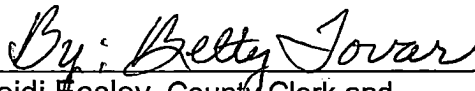
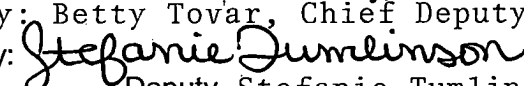
  
Kevin M. Janak, Commissioner Pct. 2  
  
Clint C. Ives, Commissioner Pct. 4

SWORN TO AND SUBSCRIBED BEFORE ME, by Ben Zeller, County Judge, and County Commissioners of said Victoria County, each respectively, on this the 17th day of December A.D., 2018.

By:   
Attest: Heidi Easley, County Clerk  
By: Betty Tovar, Chief Deputy

FILED FOR RECORD THIS 17<sup>th</sup> DAY OF DECEMBER A.D. 2018, and recorded on the 17<sup>th</sup> day of December, A.D. 2018.



By:   
Heidi Easley, County Clerk and  
Ex-Officio Clerk of the Commissioners  
Court in and for Victoria County, Texas.  
By: Betty Tovar, Chief Deputy  
By:   
Deputy Stefanie Tumlinson



**MONTHLY REPORT OF**

SEAN KENNEDY, COUNTY TREASURER

VICTORIA COUNTY, TEXAS

**FOR THE MONTH OF NOVEMBER 2018**

This report is presented for the approval of the Commissioners' Court, in accordance with Vernon's Texas Codes Annotated, Local Government Code, Section 83.002 (a) (3), and Title 10, Chapter 2256, Government Code (Public Funds Investment Act), and is true and correct to the best of my knowledge and belief, according to the records of this office.

  
SEAN KENNEDY  
COUNTY TREASURER

VICTORIA COUNTY  
INVESTMENTS ON HAND  
NOVEMBER 30, 2018

FUND	INV. NO.	PURCH DATE	PAR AMOUNT	DESCRIPTION	MAT DATE	CALL DATE	NET YIELD	PURCH PRICE	INDIV FND AMOUNT	TOTAL INVESTMENT	MARKET PRICE	MARKET VALUE
<u>VICTORIA COUNTY</u>												
		10/19/2017	5,000,000	L.O.G.I.C. POOL			2.407%			5,106,962.37		5,106,962.37
		11/8-29/17	4,410,000	CERTIFICATE OF DEPOSIT			1.692%			3,920,000.00		3,920,000.00
				CASH ON HAND-COUNTY FUNDS			2.190%			17,627,430.55		17,627,430.55
				<u>TOTAL COUNTY FUNDS</u>						<u>26,654,392.92</u>		<u>26,654,392.92</u>
<u>CITIZENS MEDICAL CENTER</u>												
				L.O.G.I.C. POOL			2.407%			0.00		0.00
				CERTIFICATE OF DEPOSIT			0.000%			0.00		0.00
BANK BALANCE				CMC NURSING HOMES			2.190%			798,518.64		798,518.64
				CASH ON HAND-CITIZENS MEDICAL CENTER			2.190%			33,688,220.21		33,688,220.21
				<u>TOTAL HOSPITAL FUNDS</u>						<u>34,486,738.85</u>		<u>34,486,738.85</u>
<u>NAVIGATION DISTRICT</u>												
				CASH ON HAND 2015 CONSTRUCTION			2.190%			6,369,371.24		6,369,371.24
				CASH ON HAND 2015 INTEREST & SINKING			2.190%			309,912.45		309,912.45
				PROMOTION AND DEVELOPMENT FUND			2.190%			213,525.69		213,525.69
				CASH ON HAND-2012A CONSTRUCTION			2.190%			113.32		113.32
				CASH ON HAND-2012A/B INTEREST/SINKING			2.190%			363,409.03		363,409.03
BANK BALANCE				CASH ON HAND-NAVIGATION DISTRICT			2.190%			4,634,525.51		4,634,525.51
				<u>TOTAL NAVIGATION DIST FUNDS</u>						<u>11,890,857.24</u>		<u>11,890,857.24</u>
<u>SUMMARY TOTAL PORTFOLIO</u>												
				TOTAL COUNTY FUNDS						26,654,392.92	36.4969%	26,654,392.92
				TOTAL HOSPITAL FUNDS						34,486,738.85	47.2214%	34,486,738.85
BANK BALANCE				TOTAL NAVIGATION DISTRICT FUNDS						11,890,857.24	16.2817%	11,890,857.24
										<u>73,031,989.01</u>	100.00%	<u>73,031,989.01</u>
				CASH ON HAND - ALL FUNDS						64,005,026.64	87.64%	64,005,026.64
				PLEDGED SECURITIES - ALL FUNDS						113,967,660.50		110,551,406.35
				CERTIFICATES OF DEPOSIT						3,920,000.00	5.37%	3,920,000.00
				MONEY MKT MUTUAL FUNDS						0.00	0.00%	0.00
				L.O.G.I.C. POOL						5,106,962.37	6.99%	5,106,962.37
				GOVERNMENT SECURITIES						0.00	0.00%	0.00
				<u>TOTAL INVESTMENTS</u>						<u>9,026,962.37</u>	12.36%	<u>9,026,962.37</u>
				<u>TOTAL PORTFOLIO INCLUDING CASH</u>						<u>73,031,989.01</u>	100.00%	<u>73,031,989.01</u>

FUND ACCT. NO.	ACCOUNT NAME	CASH	INVESTMENTS
<b>POOLED CASH - APCA</b>			
=====			
001 101-2000	POOLED CASH	16,530,717.98	
001 101-2005	POOLED CASH-PAYROLL	0.00	
TOTAL 001-POOLED CASH - APCA		16,530,717.98	0.00
-----			
<b>GENERAL FUND</b>			
=====			
100 101-2000	CLAIM ON CASH-GENERAL FUND	12,882,122.65	
100 101-3000	VC CREDIT CARD CLEARING ACCT	138,559.05	
100 151-1003	CERTIFICATE OF DEPOSIT		3,920,000.00
100 151-1005	LOCAL GOVT. INVEST. COOP.		5,106,962.37
TOTAL 100-GENERAL FUND		13,020,681.70	9,026,962.37
-----			
<b>EMERGENCY MGMT</b>			
=====			
108 101-2000	CLAIM ON CASH-EMER MGMT	( 319,745.57)	
TOTAL 108-EMERGENCY MGMT		( 319,745.57)	0.00
-----			
<b>LEPC FUND</b>			
=====			
109 101-2000	CLAIM ON CASH-LEPC	9,325.60	
TOTAL 109-LEPC FUND		9,325.60	0.00
-----			
<b>J. P. SPECIAL FUND</b>			
=====			
110 101-2000	CLAIM ON CASH-J.P. SPECIAL FD	258.36	
TOTAL 110-J.P. SPECIAL FUND		258.36	0.00
-----			
<b>CO CLERK ARCHIVE FEE FD</b>			
=====			
119 101-2000	CLAIM ON CASH-CO CLK ARCHIVE	364,442.05	
TOTAL 119-CO CLERK ARCHIVE FEE FD		364,442.05	0.00
-----			

FUND ACCT. NO.	ACCOUNT NAME	CASH	INVESTMENTS
<b>RECORDS MANAGEMENT FUND</b>			
=====			
120	101-2000 CLAIM ON CASH-RECORD MGMT	63,691.61	
	TOTAL 120-RECORDS MANAGEMENT FUND	63,691.61	0.00
-----			
<b>COURTHOUSE SECURITY FUND</b>			
=====			
121	101-2000 CLAIM ON CASH-CRTHSE SECURITY	63,238.51	
	TOTAL 121-COURTHOUSE SECURITY FUND	63,238.51	0.00
-----			
<b>JUSTICE CT BLDG SECURITY</b>			
=====			
122	101-2000 CLAIM ON CASH-JP CRT BLD SECUR	38,286.57	
	TOTAL 122-JUSTICE CT BLDG SECURITY	38,286.57	0.00
-----			
<b>DIST. CLERK RECORDS MGMT</b>			
=====			
123	101-2000 CLAIM ON CASH-DIST CLK REC MGT	5,892.13	
	TOTAL 123-DIST. CLERK RECORD MGMT	5,892.13	0.00
-----			
<b>PATRIOT PARK DONATION FD</b>			
=====			
140	101-2000 CLAIM ON CASH-PATRIOT PRK DON	2,051.56	
	TOTAL 140-PATRIOT PARK DONATION FD	2,051.56	0.00
-----			
<b>SHERIFF'S SPECIAL FUND</b>			
=====			
150	101-2000 CLAIM ON CASH-SHERIFFS SPECIAL	4,740.90	
	TOTAL 150-SHERIFF'S SPECIAL FUND	4,740.90	0.00
-----			
<b>CLERK'S SPECIAL FUND</b>			
=====			
160	101-2000 CLAIM ON CASH-CLERKS SPECIAL	15.00	
	TOTAL 160-CLERK'S SPECIAL FUND	15.00	0.00
-----			

FUND ACCT. NO.	ACCOUNT NAME	CASH	INVESTMENTS
<b>GULF/MEXICO ENERGY SEC</b>			
=====			
195 101-2000	CLAIM ON CASH-GULF MEXICO ENGY	167,617.02	
TOTAL 195-GULF/MEXICO ENERGY SEC.		167,617.02	0.00
-----			
<b>FEMA HAZARD MIT FUND</b>			
=====			
197 101-2000	CLAIM ON CASH-FEMA HAZARD MIT	0.00	
TOTAL 197- FEMA HAZARD MIT. FD		0.00	0.00
-----			
<b>HURRICANE HARVEY DR#4332</b>			
=====			
198 101-2000	CLAIM ON CASH-HURRICANE HARVEY	( 2,731,403.97)	
198 101-3000	CLAIM ON CASH/GRANT FUND	0.00	
TOTAL 198-HURRICANE HARVEY DR#4332		( 2,731,403.97)	0.00
-----			
<b>TXDOT MCCOY RD RECONST</b>			
=====			
199 101-2000	CLAIM ON CASH-TXDOT MCCOY RD	( 30,289.48)	
TOTAL 199-TXDOT MCCOY RD RECONST		( 30,289.48)	0.00
-----			
<b>ROAD AND BRIDGE FUND/PCT</b>			
=====			
201 101-2000	CLAIM ON CASH-R&B PCT #1	410,193.15	
TOTAL 201-ROAD & BRIDGE FUND PCT 1		410,193.15	0.00
-----			
<b>ROAD AND BRIDGE FUND/PCT</b>			
=====			
202 101-2000	CLAIM ON CASH-R&B PCT #2	957,014.19	
TOTAL 202-ROAD & BRIDGE FUND PCT 2		957,014.19	0.00
-----			
<b>ROAD AND BRIDGE FUND/PCT</b>			
=====			
203 101-2000	CLAIM ON CASH-R&B PCT #3	1,587,233.03	
TOTAL 203-ROAD & BRIDGE FUND PCT 3		1,587,233.03	0.00
-----			

FUND ACCT. NO.	ACCOUNT NAME	CASH	INVESTMENTS
<b>ROAD AND BRIDGE FUND/PCT</b>			
=====			
204 101-2000	CLAIM ON CASH-R&B PCT #4	493,950.73	
TOTAL 204-ROAD & BRIDGE FUND PCT 4		493,950.73	0.00
-----			
<b>CAPITAL CREDITS FUND</b>			
=====			
215 101-2000	CLAIM ON CASH-CAPITAL CREDITS	212,105.32	
TOTAL 215-CAPITAL CREDITS FUND		212,105.32	0.00
-----			
<b>JUVENILE RESTITUTION</b>			
=====			
221 101-2000	CLAIM ON CASH-JUVEN.RESTITUT.	92.66	
TOTAL 221-JUVENILE RESTITUTION		92.66	0.00
-----			
<b>JUVENILE PROBATION FUND</b>			
=====			
231 101-2000	CLAIM ON CASH-JUVEN PROBAT.	26,681.97	
TOTAL 231-JUVENILE PROBATION FD		26,681.97	0.00
-----			
<b>DRUG COURTS PROGRAMS</b>			
=====			
240 101-2000	CLAIM ON CASH-DRUG CRT PROG	13,952.97	
TOTAL 240-DRUG COURTS PROGRAM		13,952.97	0.00
-----			
<b>24TH JUDICIAL DIST PROB</b>			
=====			
241 101-2000	CLAIM ON CASH-24 JUD DIST PROB	0.00	
TOTAL 241-24TH JUDICIAL DIST. PROB		0.00	0.00
-----			
<b>JUSTICE TECHNOLOGY FUND</b>			
=====			
281 101-2000	CLAIM ON CASH-JUSTICE TECH.	16,606.99	
TOTAL 281-JUSTICE TECHNOLOGY FD.		16,606.99	0.00
-----			

FUND	ACCT. NO.	ACCOUNT NAME	CASH	INVESTMENTS
FAMILY PROTECTION FEE FD				
=====				
282	101-2000	CLAIM ON CASH-FAM PROTECT FEE	4,880.00	
TOTAL 282-FAMILY PROTECTION FEE FD			4,880.00	0.00
-----				
CO/DIST TECHNOLOGY FD				
=====				
283	101-2000	CLAIM ON CASH-CO/DIST TECHNOL	22,257.36	
TOTAL 283-CO/DIST TECHNOLOGY FD			22,257.36	0.00
-----				
CDA PROCESSING FEE FUND				
=====				
300	101-2000	CLAIM ON CASH-CDA PROCESS FEE	7,175.84	
TOTAL 300-CDA PROCESSING FEE FUND			7,175.84	0.00
-----				
BOND FORFEITURE COMM				
=====				
301	101-2000	CLAIM ON CASH-BOND FORFEITURE	18,286.25	
TOTAL 301-BOND FORFEITURE COMM			18,286.25	0.00
-----				
CDA STATE JUDICIARY FUND				
=====				
302	101-2000	CLAIM ON CASH-CDA STATE JUD.	4,225.00	
TOTAL 302-CDA STATE JUDICIARY FUND			4,225.00	0.00
-----				
CDA VICTIMS ASSISTANCE GR				
=====				
305	101-2000	CLAIM ON CASH-CDA VICTIMS ASST	( 9,750.05)	
TOTAL 305-CDA VICTIMS ASSIST GRANT			( 9,750.05)	0.00
-----				
VICTIM COORD/LIASON GNT				
=====				
306	101-2000	CLAIM ON CASH-SO VICT COORD	( 3,662.18)	
TOTAL 306-VICTIM COORD/LIASON GNT			( 3,662.18)	0.00
-----				



FUND ACCT. NO.	ACCOUNT NAME	CASH	INVESTMENTS
<b>TEXAS VINE GRANT</b>			
=====			
308 101-2000	CLAIM ON CASH-TX VINE GRANT	0.00	
TOTAL 308-TEXAS VINE GRANT		0.00	0.00
-----			
<b>4/H ACTIVITY CENTER</b>			
=====			
310 101-2000	CLAIM ON CASH-4/H ACTIVITY CNT	6,778.95	
TOTAL 310-4/H ACTIVITY CENTER		6,778.95	0.00
-----			
<b>AIRPORT FUND</b>			
=====			
321 101-2000	CLAIM ON CASH-AIRPORT FUND	( 153,509.47)	
321 101-3000	CASH IN BANK/AIRPORT DRAFTING	104,137.16	
321 151-1000	TREASURY BILLS		0.00
321 151-1001	TEXPOOL INVESTMENTS		0.00
321 151-1005	LOCAL GOVT. INVEST COOP		0.00
TOTAL 321-AIRPORT FUND		( 49,372.31)	0.00
-----			
<b>AIRPORT GRANT FUND</b>			
=====			
322 101-2000	CLAIM ON CASH-AIRPORT GRANT	( 15,344.41)	
TOTAL 322-AIRPORT GRANT FUND		( 15,344.41)	0.00
-----			
<b>AIRPORT CAPITAL PROJECTS</b>			
=====			
323 101-2000	CLAIM ON CASH-AIRP CAPITAL PRO	0.00	
TOTAL 323-AIRPORT CAPITAL PROJECTS		0.00	0.00
-----			
<b>SPECIAL SERVICE FUND</b>			
=====			
330 101-2000	CLAIM ON CASH-SPECIAL SERVICE	445,564.05	
TOTAL 330-SPECIAL SERVICE FUND		445,564.05	0.00
-----			

FUND ACCT. NO.	ACCOUNT NAME	CASH	INVESTMENTS
<b>STONEGARDEN GRANT</b>			
=====			
336 101-2000	CLAIM ON CASH-STONEGARDEN GNT	( 91,485.63)	
TOTAL 336-STONEGARDEN 2010SST0-0008		( 91,485.63)	0.00
-----			
<b>BYRNE JAG PROGRAM</b>			
=====			
339 101-2000	CLAIM ON CASH-BYRNE JAG PROG	0.00	
TOTAL 339- BYRNE JAG PROGRAM		0.00	0.00
-----			
<b>HIGH INTENSITY DRUG TRAF</b>			
=====			
340 101-2000	CLAIM ON CASH-HIGH INTENSITY	( 9,034.94)	
TOTAL 340-HIGH INTENSITY DRUG TRAFF		( 9,034.94)	0.00
-----			
<b>GCRPC SOLID WASTE GRANT</b>			
=====			
341 101-2000	CLAIM ON CASH-GCRPC SOLID WAST	0.00	
TOTAL 341-GCRPC SOLID WASTE GRNT		0.00	0.00
-----			
<b>RIFLE REST BODY ARM GNT</b>			
=====			
343 101-2000	CLAIM ON CASH-RIFLE RESIT BODY	0.00	
TOTAL 343-RIFLE RESIT BODY ARMOR GN		0.00	0.00
-----			
<b>TXCDBG WCID1 BLOOMINGTON</b>			
=====			
346 101-2000	CLAIM ON CASH-WCID1 BLOOMING	( 3,264.00)	
TOTAL 346-TXCDBG GNT-WCID1 BLOOM.		( 3,264.00)	0.00
-----			
<b>STATE FEE ACCOUNT</b>			
=====			
350 101-2000	CLAIM ON CASH-STATE FEE FD	147,619.03	
TOTAL 350-STATE FEE ACCOUNT		147,619.03	0.00
-----			

FUND	ACCT. NO.	ACCOUNT NAME	CASH	INVESTMENTS
<b>MENTAL HLTH PEACE OFF FD</b>				
=====				
356	101-2000	CLAIM ON CASH-MENTAL SO/GB	( 20,375.22)	
TOTAL 356-MENTAL HEALTH PEACE OFF			( 20,375.22)	0.00
-----				
<b>BISD SCHOOL RESOURCE OFF</b>				
=====				
358	101-2000	CLAIM ON CASH-BISD SCHL RESOUR	( 7,305.28)	
TOTAL 358-BISD SCHOOL RESOURCE OFF			( 7,305.28)	0.00
-----				
<b>SHERIFF'S FORFEITURE FD</b>				
=====				
360	101-2000	CLAIM ON CASH-SHERIFF FORFEIT	454,329.19	
360	151-1001	TEXPOOL INVESTMENTS		0.00
360	151-1005	LOCAL GOVT. INVEST. COOP.		0.00
TOTAL 360-SHERIFF'S FORFEITURE FUND			454,329.19	0.00
-----				
<b>SHERIFF'S DONATION FUND</b>				
=====				
361	101-2000	CLAIM ON CASH-SHERIFF DONATION	514.10	
TOTAL 361-SHERIFF'S DONATION FUND			514.10	0.00
-----				
<b>SHER DOJ FEDERAL FORFEIT</b>				
=====				
362	101-2000	CLAIM ON CASH-SO DOJ FED FORFE	296,456.60	
TOTAL 362-SHERIFF DOJ FED. FORFEIT.			296,456.60	0.00
-----				
<b>CDA CONTRABAND FORFEITURE</b>				
=====				
370	101-2000	CLAIM ON CASH-CDA CONTRA FORF	597,525.54	
370	151-1005	LOCAL GOVT. INVEST. COOP.		0.00
TOTAL 370-CDA CONTRABAND FORFEITURE			597,525.54	0.00
-----				
<b>CDA DOJ EQUITABLE SHARE</b>				
=====				
371	101-2000	CLAIM ON CASH-CDA DOJ EQUIT	1,071.50	
TOTAL 371-CDA DOJ EQUITABLE SHARE			1,071.50	0.00
-----				

FUND ACCT. NO.	ACCOUNT NAME	CASH	INVESTMENTS
<b>SHERIFF DOT FEDERAL FORF</b>			
=====			
372 101-2000	CLAIM ON CASH-SO DOT FED FORF.	81,943.66	
TOTAL 372-SHERIFF DOT FEDERAL FORF		81,943.66	0.00
<b>SHERIFF COMMISSARY FUND</b>			
=====			
380 101-2000	CLAIM ON CASH-SHER. COMMISSARY	247,666.22	
TOTAL 380-SHERIFF COMMISSARY FUND		247,666.22	0.00
<b>JUVENILE COMMISSARY FUND</b>			
=====			
390 101-2000	CLAIM ON CASH-JUV COMMISSARY	6,904.89	
TOTAL 390-JUVENILE COMMISSARY FUND		6,904.89	0.00
<b>VISD SRO REIMBURSEMENT</b>			
=====			
395 101-2000	CLAIM ON CASH-VISD SRO REIMB	( 196,256.54)	
TOTAL 395-VISD SRO REIMBURSEMENT		( 196,256.54)	0.00
<b>HEALTH INSURANCE FUND</b>			
=====			
410 101-2000	CLAIM ON CASH-HEALTH INSUR	162,469.47	
410 101-3000	CASH IN BANK/BOON CHAPMAN	1,461.59	
TOTAL 410-HEALTH INSURANCE FUND		163,931.06	0.00
<b>EMPLOYEE BENEFIT FUND</b>			
=====			
420 101-2000	CLAIM ON CASH-EMPLOYEE BENEF	2,706.85	
TOTAL 420-EMPLOYEE BENEFIT FUND		2,706.85	0.00
<b>ELECTIONS ADM SPECIAL</b>			
=====			
450 101-2000	CLAIM ON CASH-ELECT ADM SPEC	28,424.26	
TOTAL 450-ELECTIONS ADM SPECIAL		28,424.26	0.00

FUND ACCT. NO.	ACCOUNT NAME	CASH	INVESTMENTS
<b>ELECTIONS CHAPTER 19</b>			
=====			
457 101-2000	CLAIM ON CASH-ELECT CHAPT 19	( 3,285.90)	
TOTAL 457-ELECTIONS CHAPTER 19 FD		( 3,285.90)	0.00
-----			
<b>TAX ASSESSOR SPECIAL</b>			
=====			
499 101-3000	FVNB SPECIAL INVENTORY ACCT.	781,600.97	
TOTAL 499-TAX ASSESSOR SPECIAL		781,600.97	0.00
-----			
<b>HISTORICAL COMMISSION</b>			
=====			
500 101-2000	CLAIM ON CASH-HISTORICAL COMM	22,494.26	
TOTAL 500-HISTORICAL COMMISSION		22,494.26	0.00
-----			
<b>CHILD WELFARE BOARD</b>			
=====			
515 101-2000	CLAIM ON CASH-CHILD WELFARE BD	40,149.57	
TOTAL 515-CHILD WELFARE BOARD		40,149.57	0.00
-----			
<b>DEBT SERVICE</b>			
=====			
700 101-2000	CLAIM ON CASH-DEBT SERVICE	616,517.14	
TOTAL 700-DEBT SERVICE		616,517.14	0.00
-----			
<b>LAW LIBRARY FUND</b>			
=====			
720 101-2000	CLAIM ON CASH-LAW LIBRARY FD	64,571.77	
TOTAL 720-LAW LIBRARY FUND		64,571.77	0.00
-----			
<b>VICTORIA HEALTH DEPT</b>			
=====			
800 101-2000	CLAIM ON CASH-HEALTH DEPT	( 445,112.50)	
800 101-3000	CASH IN BANK/HLTH 340B DRAFT.	10,222.29	
TOTAL 800-VICTORIA HEALTH DEPT.		( 434,890.21)	0.00
-----			

FUND ACCT. NO.	ACCOUNT NAME	CASH	INVESTMENTS
<b>TX A&amp;M UNIV HLTH SCIENCE</b>			
=====			
801 101-2000	CLAIM ON CASH-TX A&M HLTH SCI	0.00	
TOTAL 801-TX A&M UNIV HLTH SCIENCE		0.00	0.00
-----			
<b>MEDICAID ADM CLAIM FD</b>			
=====			
802 101-2000	CLAIM ON CASH-MEDICAID ADM CLM	19,543.38	
TOTAL 802-MEDICAID ADM CLAIMS FD		19,543.38	0.00
-----			
<b>TEXAS HOME VISITING GNT</b>			
=====			
803 101-2000	CLAIM ON CASH-TX HOME VISITING	( 62,092.38)	
TOTAL 803-TEXAS HOME VISITING GRANT		( 62,092.38)	0.00
-----			
<b>HOGG FOUNDATION GRANT</b>			
=====			
804 101-2000	CLAIM ON CASH-HOGG FOUNDAT.	102,564.51	
TOTAL 804-HOGG FOUNDATION GNT		102,564.51	0.00
-----			
<b>VICTORIA WIC PROGRAM</b>			
=====			
810 101-2000	CLAIM ON CASH-WIC PROGRAM	( 143,447.10)	
TOTAL 810-VICTORIA WIC PROGRAM		( 143,447.10)	0.00
-----			
<b>FLEXIBLE BENEFITS PLAN</b>			
=====			
870 101-2000	CASH-FLEX BEN-DENTAL,LIFE,VSN	4,741.27	
870 101-3000	CASH IN BANK/PROSPERITY BANK	60,731.51	
TOTAL 870-FLEXIBLE BENEFITS PLAN		65,472.78	0.00
-----			
<b>LEOSE FUND</b>			
=====			
880 101-2000	CLAIM ON CASH-LEOSE FUND	49,188.97	
TOTAL 880-LEOSE FUND		49,188.97	0.00
-----			

FUND ACCT. NO.	ACCOUNT NAME	CASH	INVESTMENTS
TOTAL CASH AND INVESTMENTS		34,158,148.53	9,026,962.37
		=====	=====
*** END OF REPORT ***			
	Pooled Cash	<u>(16,530,717.98)</u>	<u>9,026,962.37</u>
		17,627,430.55	9,026,962.37

FUND ACCT. NO.	ACCOUNT NAME	CASH	INVESTMENTS
VICTORIA COUNTY HOSPITAL			
=====			
820 101-1000	HOSPITAL FUND	28,607,873.21	
820 101-2004	CMC 125 PLAN	177,484.88	
820 101-3000	CMC ACCTS PAYABLE	( 706,827.71)	
820 101-4000	CMC PAYROLL	683.26	
820 101-4100	CMC MEDICAL PROFESS #214125768	100.02	
820 101-4105	CMC MEDICAL PROFESS #217301213	3,186,334.57	
820 101-4200	CMC WEIGHT MANAGEMENT CNTR	380,877.52	
820 101-4300	CMC HOME HEALTH AGENCY	1,315,818.22	
820 101-5001	ARBORETUM NURSE /REHAB/WINNIE	0.00	
820 101-5002	MATAGORDA NURSING & REHAB	245,478.95	
820 101-5003	TWIN PINES NURSING & REHAB	313,475.68	
820 101-5004	SHADY OAKS NURSING & REHAB	111,949.39	
820 101-5005	AMISTAD NURSING & REHAB	0.00	
820 101-5006	GANADO NURSING & REHAB	110,886.70	
820 101-5007	CUERO NURSING & REHAB	0.00	
820 101-5008	STEVENS NURSE & REHAB/HALLETTS	0.00	
820 101-5009	FORT LAVACA NURSING & REHAB	16,266.26	
820 101-5010	SOUTH BROOKE NURSING & REHAB	0.00	
820 101-5011	WHARTON NURSING & REHAB	461.66	
820 101-5012	YOAKUM NURSING & REHAB	0.00	
820 101-5100	CUERO NURSING & REHAB-HUD	159,030.68	
820 101-5105	STEVENS NURSE & REHAB-HUD	86,220.53	
820 101-5110	FORT LAVACA NURSE & REHAB-HUD	120,956.17	
820 101-5115	SOUTH BROOKE NURSE&REHAB-HUD	183,863.14	
820 101-5120	WHARTON NURSING& REHAB-HUD	139,054.17	
820 101-5125	YOAKUM NURSING & REHAB-HUD	36,751.55	
820 151-1004	CERTIFICATES OF DEPOSIT		0.00
820 151-1005	LOCAL GOVT. INVEST. COOP.		0.00
TOTAL 820-VICTORIA COUNTY HOSPITAL		34,486,738.85	0.00
TOTAL CASH AND INVESTMENTS		34,486,738.85	0.00
		=====	=====

\*\*\* END OF REPORT \*\*\*



INTEREST EARNED STATEMENT  
NOVEMBER 2018

FUND	FUND NAME	2015	2016	2017	2018 YR TO DATE	CURRENT MONTH
100	GENERAL FUND	132,753.81	141,158.01	241,299.13	428,672.31	61,695.84
200	ROAD & BRIDGE FUND	22,985.61	25,906.60	45,426.58	69,142.46	5,587.63
700	DEBT SERVICE	2,888.49	2,957.82	5,097.08	9,154.87	905.99
770	CAPITAL PROJECTS	16716.80	8745.15	471.42	0.00	0.00
	<b>Sub-Total Budgeted Funds</b>	<b>175,344.71</b>	<b>178,767.58</b>	<b>292,294.21</b>	<b>506,969.64</b>	<b>68,189.46</b>
119	CLERK'S ARCHIVE	225.59	907.32	2307.04	4,891.10	580.56
240	DRUG COURTS PROGRAM	78.21	82.26	173.24	232.67	22.38
300	CDA PROCESSING FEE	67.69	71.58	59.85	155.55	12.73
310	4-H ACTIVITY CENTER	89.05	75.33	116.80	108.18	11.07
320	AIRPORT	0.00	0.00	0.00	0.00	0.00
321	AIRPORT	443.31	452.30	1122.56	1,996.25	175.72
330	SPECIAL SERVICE	1166.83	4351.37	7514.85	8,793.54	715.06
360	SHERIFF'S FORFEITURE	594.00	438.82	2052.00	6,456.21	740.29
361	SHERIFF'S DONATION	3.11	0.00	5.80	7.55	0.82
362	SHERIFF'S DOJ	0.00	0.00	2997.98	4,432.01	475.99
370	CDA CONTRABAND FORFEIT.	2236.01	1762.99	4715.79	9,431.87	971.45
371	CDA DOJ EQUITABLE SHARE	5.18	5.20	9.53	15.76	1.72
372	SHERIFF DOT FED FORFEIT	489.88	496.00	1241.51	1,222.34	131.46
380	SHERIFF COMMISSARY	679.59	994.68	2205.77	3,496.62	402.44
390	JUVENILE COMMISSARY	30.48	31.55	59.50	100.50	11.08
410	HEALTH INSURANCE	1631.10	1165.44	1713.18	8,852.98	665.07
450	ELECTION ADMINISTRATOR	50.48	25.19	133.05	205.15	48.11
499	TAX ASSESSOR SPECIAL	1331.38	1286.14	3661.65	7,012.44	1,329.14
500	HISTORICAL COMMISSION	94.69	101.10	220.43	366.12	37.08
800	HEALTH DEPT DRAFTING	0.00	0.00	62.08	160.21	18.20
870	FLEXIBLE BENEFIT PLAN	53.41	75.17	294.02	697.86	102.13
820	HOSPITAL	354089.26	232331.08	367951.98	473,749.89	54,292.64
820	CMC 125 PLAN	274.40	314.75	1,093.16	2,388.84	305.91
830	CMC ACCOUNTS PAYABLE	9980.45	8,506.89	13,044.15	16,438.88	1,557.37
840	CMC PAYROLL	2047.24	2,244.93	3,472.13	6,296.82	683.26
820	CMC MEDICAL PROFESSIONAL	12823.46	23,236.23	59,584.77	72,845.40	5,053.86
890	CMC FUNDED DEPRECIATION	0.00	0.00	0.00	0.00	0.00
820	CMC HOME HEALTH	0.00	0.00	1,525.34	13,024.19	2,211.59
820	CMC WEIGHT MGMT	0.00	0.00	1,968.76	5,478.78	673.97
820	CMC NURSING HOMES	4263.58	3,072.85	9,234.03	22,374.32	2,387.11
950	NAVIGATION DISTRICT	27397.88	16,176.19	33,379.58	75,473.32	8,699.65
950	NAVIG CONSTRUCTION 2012A	7.58	0.26	0.89	1.77	0.20
950	NAVIG. CONSTRUCTION 2015	6452.40	40,712.19	69,060.52	113,906.96	12,060.25
950	NAVIG 2012A/B INT& SINKING	500.96	1,042.11	2,899.92	6,190.42	822.92
950	NAVIG. INTEREST & SINKING	104.93	33.22	29.89	21.98	3.33
	<b>TOTAL</b>	<b>602,556.84</b>	<b>518,760.72</b>	<b>886,205.96</b>	<b>1,373,796.12</b>	<b>163,394.02</b>